

SCF RAHOITUSPALVELUT VIII DAC
Monthly Investor Report

Cover Sheet Monthly Investor Report



Index	Page
1	1
2	2
3	3
4	4
5	5
6	6
7	7
8	8
9 a	9
9 b	10
10 a	11
10 b	12
11 a	13
11 b	14
12 a	15
12 b	16
13 a	17
13 b	18
14 a	19
14 b	20
15 a	21
15 b	22
16 a	23
16 b	24
17 a	25
17 b	26
18 a	27
18 b	28
18 c	29
18 d	30
19 a	31
19 b	32
20 a	33
20 b	34
21 a	35
21 b	36
22 a	37
22 b	38
23 a	39
23 b	40
24	41
25	42
26	43
27	44
28	45
29	46
30	47
31	48
32	49

Reporting Date		27.04.2023				
Payment date		25.04.2023			Following payment dates:	25.05.2023
Period No		41				26.06.2023
Monthly Period		01.03.2023				
Interest Period	from	27.03.2023	to	25.04.2023	=	29 days
Cut-Off date		31.03.2023				

SCF RAHOITUSPALVELUT VIII DAC
Monthly Investor Report

1. Portfolio Information



Reporting Date	27.04.2023	
Payment date	25.04.2023	
Period No	41	
Monthly Period	01.03.2023	
Interest Period	from 27.03.2023	to 25.04.2023 = 29 days

	Current Period
Outstanding receivables	Aggregated Outstanding Principal Amount
Opening balance	101 700 573,09 EUR
Scheduled Loan Principal Repayments	3 601 289,12 EUR
Prepayments	2 877 455,76 EUR
Deemed Collections - Other	- EUR
Total Principal Payments Received in Period	6 478 744,88 EUR
New Defaulted Auto Loans in Period	97 817,33 EUR
Closing Balance	95 124 010,88 EUR
Principal Recoveries on loans in default	171 434,54 EUR
Total revenue collections	
Revenue and fees received on loan balances	377 418,62 EUR
<hr/>	
Total Revenue Received in Period	377 418,62 EUR
# Loans	
At beginning of period	12 429 Loans
Paid in Full	498 Loans
Repurchased (Deemed Collections)	- Loans
New loans into default	12 Loans
<hr/>	
At end of period	11 919 Loans

SCF RAHOITUSPALVELUT VIII DAC
Monthly Investor Report

2. Amount Due for Distribution - Revenue Receipts

Reporting Date	27.04.2023
Payment date	25.04.2023
Period No	41
Monthly Period	01.03.2023
Interest Period	from 27.03.2023 to 25.04.2023 = 29 days



Purchaser Available Revenue Receipts

Current Period

a. Collections (Interest, fees, interest recoveries etc.)	557 692,40	EUR
b. Stamp Duty, Taxes, Liabilities etc. Paid by the Seller to the Purchaser	-	EUR
c. Default, Interest, Indemnities etc. Paid by the Seller to the Purchaser	-	EUR
d. Interest earned by the Purchaser	165,99	EUR
e. Residual balance from Issuer Pre-Enforcement Revenue Priority of Payments	10 894,91	EUR
f. Any other net income amount received by the Purchaser	-	EUR
g. Amount available in accordance with the Purchaser Pre-Enforcement Redemption Priority of Payment	-	EUR
Total Amount for Purchaser Available Revenue Receipts	568 753,30	EUR

Issuer Available Revenue Receipts

a. Amounts due to Issuer from Purchaser under the Loan Agreement	145 592,16	EUR
b. Reserve Fund	-	EUR
c. Amounts received under the Swap Agreement	274 621,98	EUR
d. Interest earned by the Issuer	8 987,86	EUR
e. Liquidity Reserve Excess Amount	1 907,05	EUR
f. Any other net amount received by the Issuer	-	EUR
Total Amount for Issuer Available Revenue Receipts	431 109,05	EUR

SCF RAHOITUSPALVELUT VIII DAC
Monthly Investor Report

3. Amount Due for Distribution - Redemption Receipts



Reporting Date	27.04.2023
Payment date	25.04.2023
Period No	41
Monthly Period	01.03.2023
Interest Period	from 27.03.2023 to 25.04.2023 = 29 days

Purchaser Available Redemption Receipts

Current Period

a. Collections (Principal payments, Deemed Collection)	6 478 744,88	EUR
b. Default Interest on unpaid sums due from the Seller to the Purchaser by way of principal and any indemnities	-	EUR
c. Clean-up Call Early Redemption	-	EUR
d. Gap Amount Advanced to the Purchaser by the Subordinated Loan Provider	-	EUR
e. Any other net income amount received by the Purchaser	-	EUR
Total Amount for Purchaser Available Redemption Receipts	6 478 744,88	EUR

Issuer Available Redemption Receipts

a. Amounts due to Issuer from Purchaser under the Loan Agreement	6 478 744,88	EUR
b. Regulatory Call Early Redemption	-	EUR
c. Credit the balance of the Principal Deficiency Sub Ledgers	97 817,33	EUR
Total Amount for Issuer Available Redemption Receipts	6 576 562,21	EUR

SCF RAHOITUSPALVELUT VIII DAC
Monthly Investor Report

4. Reserve Accounts



Reporting Date	27.04.2023
Payment date	25.04.2023
Period No	41
Monthly Period	01.03.2023
Interest Period	from 27.03.2023 to 25.04.2023 = 29 days

Note Balance

Beginning of Period	101 700 573,09 EUR
End of Period	95 124 010,88 EUR

Liquidity Balance

Beginning of Period	1,1 %	1 150 800,00 EUR
Cash Outflow		- EUR
Cash Inflow		- EUR
End of Period	1,1 %	1 150 800,00 EUR
Required Reserve Amount	1,1 %	1 150 800,00 EUR

Servicer Advance Reserve Fund

Beginning of Period	100 000,00 EUR
Cash Outflow	- EUR
Cash Inflow	- EUR
End of Period	100 000,00 EUR
Required Reserve Amount	100 000,00 EUR

Set-off from Deposits

No borrowers whose loans were sold to SCF Rahoituspalvelut II DAC held deposits with Santander Consumer Finance OY. The risk of set-off from deposits is therefore zero.

We hereby confirm that the Seller confirms its ongoing retention of a net economic interest of at least 5% in accordance with Article 6(3)(c) of the Securitisation Regulation

SCF RAHOITUSPALVELUT VIII DAC
Monthly Investor Report

5. Performance Data

Reporting Date	27.04.2023	
Payment date	25.04.2023	
Period No	41	
Monthly Period	01.03.2023	
Interest Period	from 27.03.2023	to 25.04.2023 = 29 days



Asset Balance

Beginning of Period	101 700 573,09	EUR
End of Period	95 124 010,88	EUR

Portfolio Performance:

	EUR	%	# loans
Performing Receivables:			
Current	87 008 731,46	91,47 %	11 008
1-29 days past due	5 350 488,12	5,62 %	620

Delinquent Receivables:

30-59 days past due	1 393 281,16	1,46 %	154
60-89 days past due	746 600,66	0,78 %	83
90-119 days past due	546 162,61	0,57 %	43
120-149 days past due	46 414,18	0,05 %	8
150-179 days past due	32 332,69	0,03 %	3
Total Performing and Delinquent	95 124 011	100,00 %	11 919

Current Period Defaults	97 817,33	12
Cumulative Defaults	10 410 474,07	724
Current Period Principal Recoveries	171 434,54	
Cumulative Principal Recoveries	7 590 961,18	

Sequential Payment Trigger Event, where [A], [B], [C] > 1.00%

[A] Cumulative Net Loss Ratio, Payment Date	0,35 %	NO
[B] Cumulative Net Loss Ratio, preceding Payment Date	0,36 %	
[C] Cumulative Net Loss Ratio, second preceding Payment Date	0,37 %	

or [A] + [B] - [C] / [D] < 10%

	12,26 %
[A] Aggregate Outstanding Asset Principal Amount	95 124 010,88
[B] Aggregate principal balance of Defaulted Contracts	10 410 474,07
[C] Recoveries received on such Defaulted Contracts	7 590 961,18
[D] Outstanding Asset Principal Amounts on the Note Issuance Date	799 072 147,29

or AVERAGE [[A], [B], [C]] > 5%

	NO
[A] Delinquency Ratio, Payment Date	2,91 %
[B] Delinquency Ratio, preceding Payment Date	2,74 %
[C] Delinquency Ratio, second preceding Payment Date	2,73 %

or Servicer Termination Event

or Swap Counterparty Downgrade Event

NO
NO

Pro Rata Trigger Event, where [A] / [B] ≥ 16%

	16,22 %	YES
[A] [1] - [2] - [3]	16 497 152,99	
Class B Principal Amount [1]	9 363 248,97	
Class C Principal Amount [2]	1 783 476,02	
Class C Principal Amount [3]	5 350 428,00	
[B] Aggregated Outstanding Note Principal Amount	101 700 573,09	

SCF RAHOITUSPALVELUT VIII DAC
Monthly Investor Report

6. Note Principal



Reporting Date	27.04.2023
Payment date	25.04.2023
Period No	41
Monthly Period	01.03.2023
Interest Period	from 27.03.2023 to 25.04.2023 = 29 days

Note Principal

	Class A	Class B	Class C	Class D	
Beginning of Period	85 203 420,10	9 363 248,97	1 783 476,02	5 350 428,00	EUR
Sequential Amortization	-	-	-	-	EUR
Pro Rata Amortization	5 509 758,46	605 483,21	115 330,13	345 990,41	EUR
End of Period	79 693 661,64	8 757 765,76	1 668 145,89	5 004 437,59	EUR

Principal Deficiency Sub-Ledger

Beginning of Period	-	-	-	-	EUR
Principal Addition Amounts	-	-	-	-	EUR
Debit PDL	-	-	-	97 817,33	EUR
Credit PDL	-	-	-	97 817,33	EUR
End of Period	-	-	-	-	EUR

Net Note Principal

Beginning of Period	85 203 420,10	9 363 248,97	1 783 476,02	5 350 428,00	EUR
End of Period	79 693 661,64	8 757 765,76	1 668 145,89	5 004 437,59	EUR

SCF RAHOITUSPALVELUT VIII DAC
Monthly Investor Report

7. Outstanding Notes

Reporting Date	27.04.2023	
Payment date	25.04.2023	
Period No	41	
Monthly Period	01.03.2023	
Interest Period	from 27.03.2023	to 25.04.2023 = 29 days



1. Note Balance

	All Notes	Class A	Class B	Class C	Class D
General Note Information					
ISIN Code		XS2056932978	XS2056933190	XS2056933273	XS2056933430
Currency		EUR	EUR	EUR	EUR
Initial Tranching	100 %	90,74 %	5,26 %	1,00 %	3,00 %
Legal Final Maturity Date		25.10.2029	25.10.2029	25.10.2029	25.10.2029
Rating (Fitch/Moody's)		AAAsf/ Aaa(sf)	AA+sf/A2(sf)	A+sf/Baa3(sf)	Unrated
Initial Notes Aggregate Principal Outstanding Balance	799 200 000,00	725 200 000,00	42 000 000,00	8 000 000,00	24 000 000,00
Initial Nominal per Note		100 000,00	100 000,00	100 000,00	100 000,00
Initial Number of Notes per Class	7 992	7 252	420	80	240
Current Note Information					
Outstanding Opening Balance	101 700 573,09	85 203 420,10	9 363 248,97	1 783 476,02	5 350 428,00
Available Distribution Amount	6 576 562,21				
Amortisation	6 576 562,21				
Redemption per Class	6 576 562,21	5 509 758,46	605 483,21	115 330,13	345 990,41
Redemption per Note		759,76	1 441,63	1 441,63	1 441,63
Outstanding Closing Balance		79 693 661,64	8 757 765,76	1 668 145,89	5 004 437,59
Net Outstanding Closing Balance	95 124 010,88	79 693 661,64	8 757 765,76	1 668 145,89	5 004 437,59
Current Tranching	100 %	83,78 %	9,21 %	1,75 %	5,26 %
Current Pool Factor		0,11	0,21	0,21	0,21

2. Payments to Investors per Note

	All Notes	Class A	Class B	Class C	Class D
Interest rate Basis: 1-M EURIBOR / Spread					
Day Count Convention*		(Act/360)	(Act/360)	(30/360)	(30/360)
Interest Days		29	29	30	30
Principal Outstanding per Note Beginning of Period		11 748,95	22 293,45	22 293,45	22 293,45
>Principal Repayment per note		759,76	1 441,63	1 441,63	1 441,63
Principal Outstanding per Note End of Period		10 989,20	20 851,82	20 851,82	20 851,82
>Interest accrued for the period		34,09	65,23	26,01	92,89
Interest Payment	298 996,15	247 227,19	27 394,79	2 080,72	22 293,45
Interest Payment per Note		34,09	65,23	26,01	92,89

3. Credit Enhancements

Initial total CE (Subordination)	9,26 %	4,00 %	3,00 %	0,00 %
Initial total CE (Subordination, incl. Liquidity Reserve)	9,74 %	4,48 %	3,00 %	0,00 %
Current CE (Subordination incl. Excess Spread)	21,03 %	11,82 %	10,07 %	4,81 %
Current CE (Subordination, incl. Liquidity Reserve and Excess Spread)	22,34 %	13,14 %	10,07 %	4,81 %
Current CE (Subordination)	16,22 %	7,01 %	5,26 %	0,00 %
Current CE (Subordination, incl. Liquidity Reserve)	17,54 %	8,33 %	5,26 %	0,00 %

SCF RAHOITUSPALVELUT VIII DAC
Monthly Investor Report

8. Counterparty Ratings, Trigger Levels and Consequences



Reporting Date 27.04.2023
Payment date 25.04.2023
Period No 41
Monthly Period 01.03.2023
Interest Period : 27.03.2023 to 25.04.2023 = 29 days

Rating Triggers												
Short Term												
Long Term												
Fitch												
Moody's												
Fitch												
Moody's												
Transaction Role	Counterparty		Criteria	Current	Criteria	Current	Criteria	Current	Criteria	Current	Trigger breached?	Summary of Contractual Requirements if Rating Trigger Breach
Issuer	SCF Rahoituspalvelut VIII DAC			No rating		No rating		No rating		No rating	N/A	
Seller	Santander Consumer Finance Oy			No rating		No rating		No rating		No rating	N/A	
Servicer	Santander Consumer Finance Oy			No rating		No rating		No rating		No rating	N/A	
Servicer's Owner	Santander Consumer Finance S.A.		N/A	F2	N/A	P-1	BBB -	A-	Baa3	A2	No	Santander Consumer Finance, S.A. undertakes in the Servicing Agreement to act as Back-Up Servicer Facilitator, which will require it to (i) select within sixty (60) days a bank or financial institution meeting the requirements set out in the Servicing Agreement and willing to assume the duties of a successor servicer in the event that a Servicer Termination Notice is delivered, (ii) review the information provided to it by the Servicer under the Servicing Agreement, (iii) enter into appropriate data confidentiality provisions and (iv) notify the Servicer if it requires further assistance.
Transaction Account Bank	HSBC Bank PLC		F1	F1+	P-1	P-1	A	AA-	A3	A1	No	The Issuer and the Purchaser will procure with the assistance of the Servicer or another Santander entity (with the prior written consent of the Note Trustee) arrange for the transfer (no earlier than 33 calendar days but within 60 calendar days from the date on which the Transaction Account Bank fails to meet the minimum rating requirement) of (i) in relation to the Issuer, the Issuer Secured Accounts and all of the funds standing to the credit of the Issuer Secured Accounts; and (ii) in relation to the Purchaser, the Purchaser Transaction Account and all funds standing to the credit of the Purchaser Transaction Account, in each case, to another bank which meets the Required Ratings.
Swap Counterparty	ING BANK N.V.	Fitch First Rating Trigger Collateral.	F1	F1+	N/A	N/A	A	AA-	N/A	N/A	No	If the Swap Counterparty (or its guarantor) ceases to have the Fitch First Trigger Required Rating, it (i) will within 14 days post collateral in accordance with the provisions of the Credit Support Annex. The Swap Counterparty's obligation to post collateral under the Credit Support Annex will cease at such time as the Fitch First Trigger Required Rating is no longer continuing or if the Swap Counterparty, at its own cost, (A) obtains a guarantee in respect of all of the Swap Counterparty's present and future obligations under the Swap Agreement provided by a guarantor having the Fitch First Trigger Required Rating or the Fitch Second Trigger Required Rating (as defined below) and providing collateral in accordance with the Credit Support Annex or (B) effects a transfer to Fitch Eligible Replacement in accordance with the Swap Agreement.
	ING BANK N.V.	Fitch Second Rating Trigger Collateral.	F3	F1+	N/A	N/A	BBB-	AA-	N/A	N/A	No	If the Swap Counterparty (or its guarantor) ceases to have the Fitch Second Trigger Required Rating, it (i) will within 14 calendar days post collateral on each Business Day for its obligations in accordance with the provisions of the Credit Support Annex; and (ii) will, within 30 calendar days, (a) obtain a guarantee of its obligations under the Swap Agreement from a third party with the Required Ratings; or (b) transfer all of its rights and obligations under the Swap Agreement to a third party with the Required Ratings.
Swap Counterparty	ING BANK N.V.	Moody's Qualifying Collateral Trigger Rating	N/A	N/A	N/A	P-1	N/A	N/A	A3	Aa3	No	If the Swap Counterparty (or its guarantor) ceases to have the Moody's Qualifying Collateral Trigger Rating, it will post collateral in accordance with the provisions of the Credit Support Annex, within 30 Business Days.
	ING BANK N.V.	Moody's Qualifying Transfer Trigger Rating	N/A	N/A	N/A	P-1	N/A	N/A	Baa3	Aa3	No	If the Swap Counterparty (or its guarantor) ceases to have the Moody's Qualifying Collateral Trigger Rating, it (i) will post collateral for its obligations in accordance with the provisions of the Credit Support Annex; and (ii) will, within 30 Business Days, (a) obtain a guarantee of its obligations under the Swap Agreement from a third party with the Required Ratings; (b) transfer all of its rights and obligations under the Swap Agreement to a third party with the Required Ratings; or (c) take any such further action (confirmed by Moody's) to maintain the then current rating of the Rated Notes.
Collections Account Bank	Skandinaviska Enskilda Banken AB (publ), Helsinki Branch		F1	F1+	P-1	P-1	A	AA-	A3	Aa3	No	The Servicer will (with the prior written consent of the Note Trustee) use reasonable endeavours to arrange for the transfer (no earlier than thirtythree (33) calendar days but within sixty (60) calendar days) of the Issuer Collections Account and all of the funds standing to the credit of the Issuer Collections Account to another bank which meets the Required Ratings.

SCF RAHOITUSPALVELUT VIII DAC
Monthly Investor Report

9.a Original Portfolio Principal Balance

Reporting Date	27.04.2023	
Payment date	25.04.2023	
Period No	41	
Monthly Period	01.03.2023	
Interest Period	from 27.03.2023	to 25.04.2023 = 29 days



Average amount - all: 17 089

	TOTAL								
	Min	Max	No	Original balance	%	WA mounths to maturity	WA seasoning		
Original balance	1	4 999	4 513	15 414 742	1,9 %	29,4	7,1		
	5 000	9 999	9 824	74 628 297	9,3 %	46,1	7,7		
	10 000	14 999	10 214	127 151 614	15,9 %	52,6	8,6		
	15 000	19 999	7 904	137 140 566	17,2 %	54,9	8,4		
	20 000	24 999	5 526	123 378 355	15,4 %	55,6	8,2		
	25 000	29 999	3 593	98 199 068	12,3 %	56,2	7,5		
	30 000	34 999	1 933	62 414 363	7,8 %	56,7	6,9		
	35 000	39 999	1 076	40 181 753	5,0 %	56,5	6,9		
	40 000	44 999	659	27 910 346	3,5 %	56,6	6,3		
	45 000	49 999	453	21 430 673	2,7 %	56,4	6,4		
	50 000	54 999	297	15 573 578	1,9 %	56,6	6,7		
	55 000	59 999	230	13 207 862	1,7 %	56,6	5,9		
	60 000	>	537	42 440 931	5,3 %	55,5	5,9		
	Total			46 759	799 072 147	100 %	53,9	7,7	

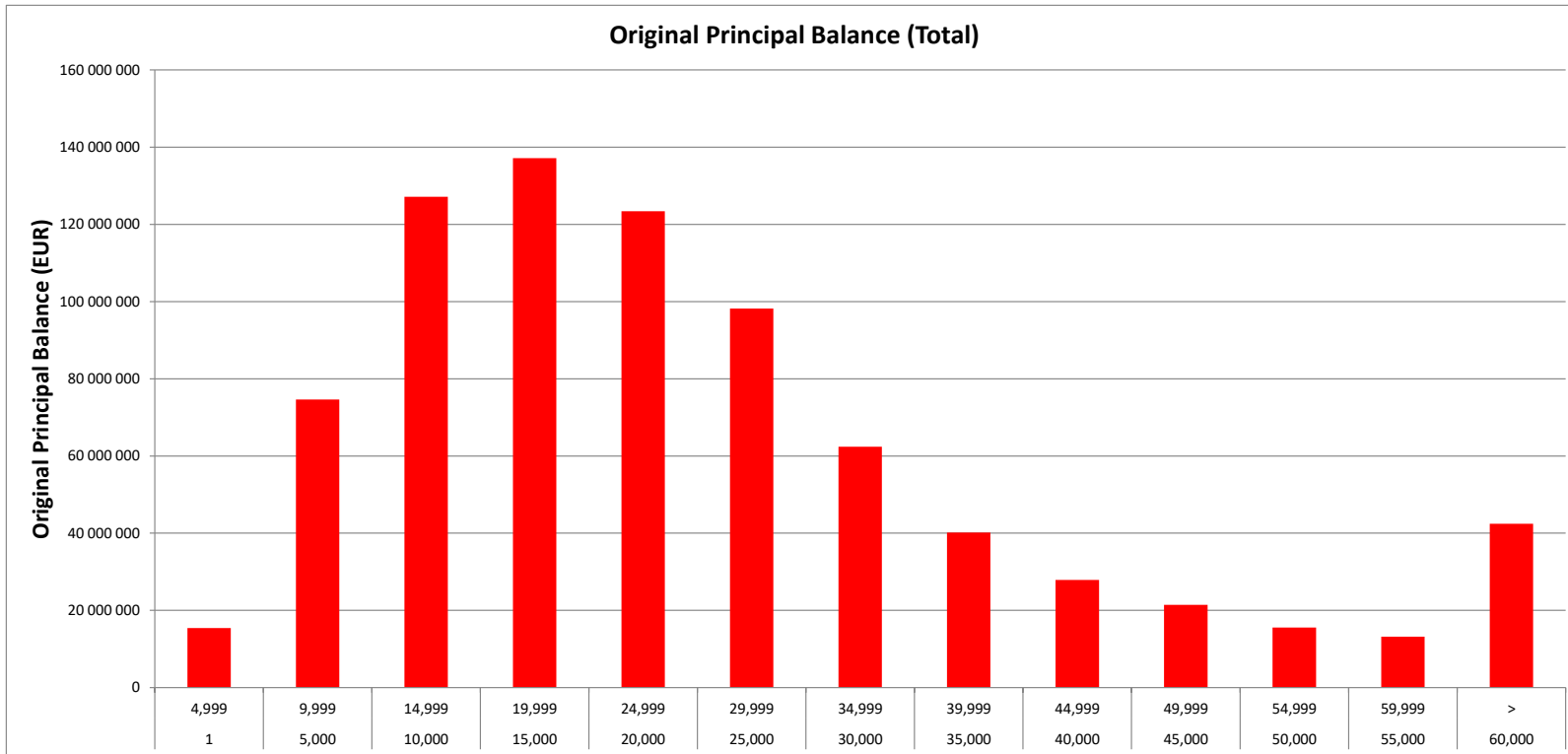
SCF RAHOITUSPALVELUT VIII DAC
Monthly Investor Report

9.b Original Principal Balance Graph

Reporting Date	27.04.2023	
Payment date	25.04.2023	
Period No	41	
Monthly Period	01.03.2023	
Interest Period	from 27.03.2023	to 25.04.2023 = 29 days



Original Principal Balance (Total)



SCF RAHOITUSPALVELUT VIII DAC
Monthly Investor Report

10.a Outstanding Principal Balance

Reporting Date	27.04.2023	
Payment date	25.04.2023	
Period No	41	
Monthly Period	01.03.2023	
Interest Period	from 27.03.2023	to 25.04.2023 = 29 days



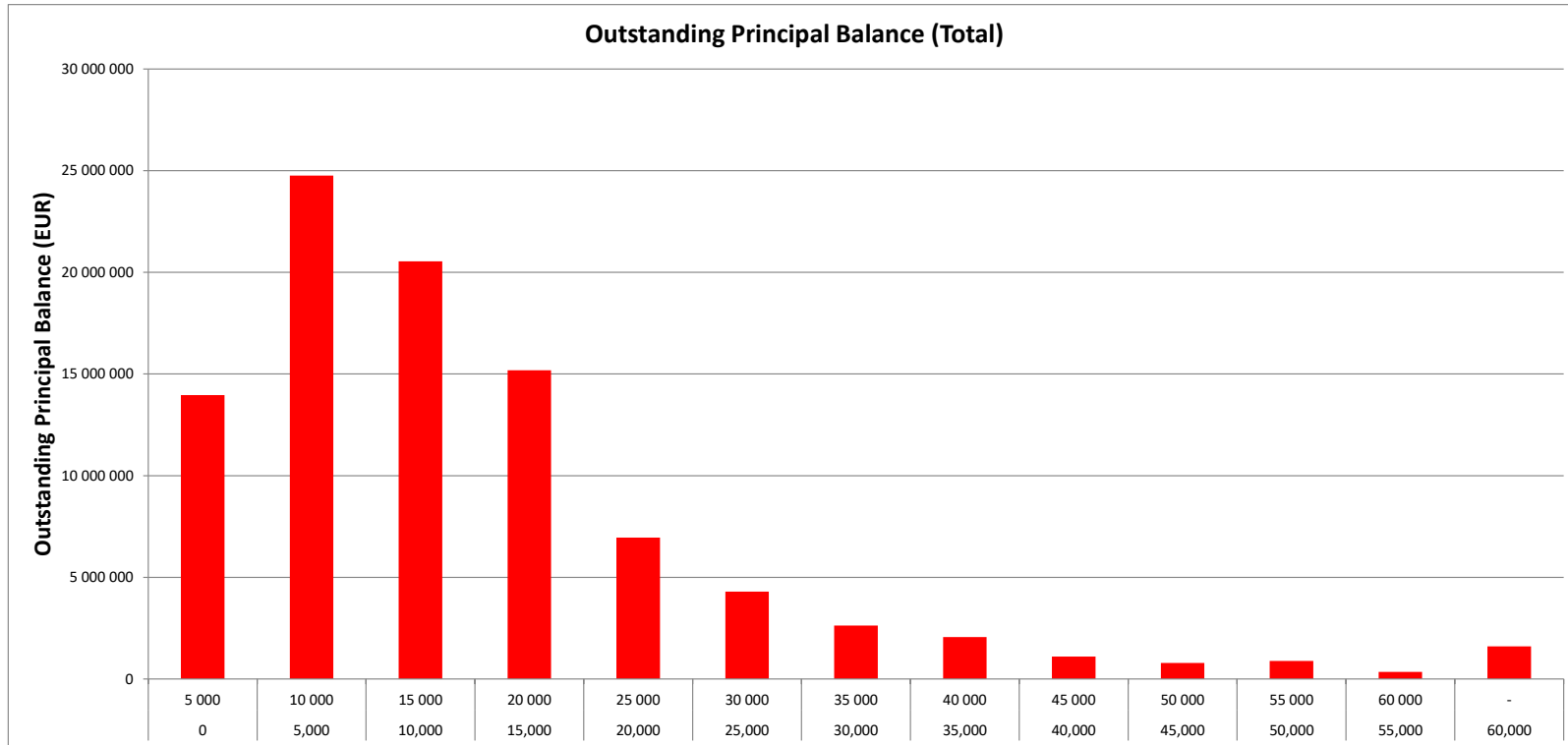
Average amount - all: 7 981

	TOTAL						
	Min	Max	No	Outstanding balance	%	WA months to maturity	WA seasoning
Outstanding balance	0	5 000	5 244	13 962 515	14,68 %	13,5	50,8
	5 000	10 000	3 416	24 756 720	26,03 %	17,3	50,0
	10 000	15 000	1 678	20 544 065	21,60 %	17,5	49,9
	15 000	20 000	889	15 181 348	15,96 %	18,3	49,0
	20 000	25 000	313	6 951 259	7,31 %	19,7	48,5
	25 000	30 000	157	4 296 933	4,52 %	19,2	48,7
	30 000	35 000	82	2 630 564	2,77 %	20,4	48,6
	35 000	40 000	55	2 063 102	2,17 %	19,1	49,1
	40 000	45 000	26	1 103 144	1,16 %	19,1	48,5
	45 000	50 000	17	791 105	0,83 %	18,5	48,3
	50 000	55 000	17	885 151	0,93 %	19,8	48,2
	55 000	60 000	6	351 510	0,37 %	18,9	48,4
	60 000	-	19	1 606 595	1,69 %	17,6	47,4
	Total			11 919	95 124 011	100 %	17,4

SCF RAHOITUSPALVELUT VIII DAC
Monthly Investor Report

10.b Outstanding Principal Balance Graph

Reporting Date	27.04.2023	
Payment date	25.04.2023	
Period No	41	
Monthly Period	01.03.2023	
Interest Period	from 27.03.2023	to 25.04.2023 = 29 days



SCF RAHOITUSPALVELUT VIII DAC
Monthly Investor Report

11.a Geographical Distribution

Reporting Date	27.04.2023	
Payment date	25.04.2023	
Period No	41	
Monthly Period	01.03.2023	
Interest Period	from 27.03.2023	to 25.04.2023 = 29 days

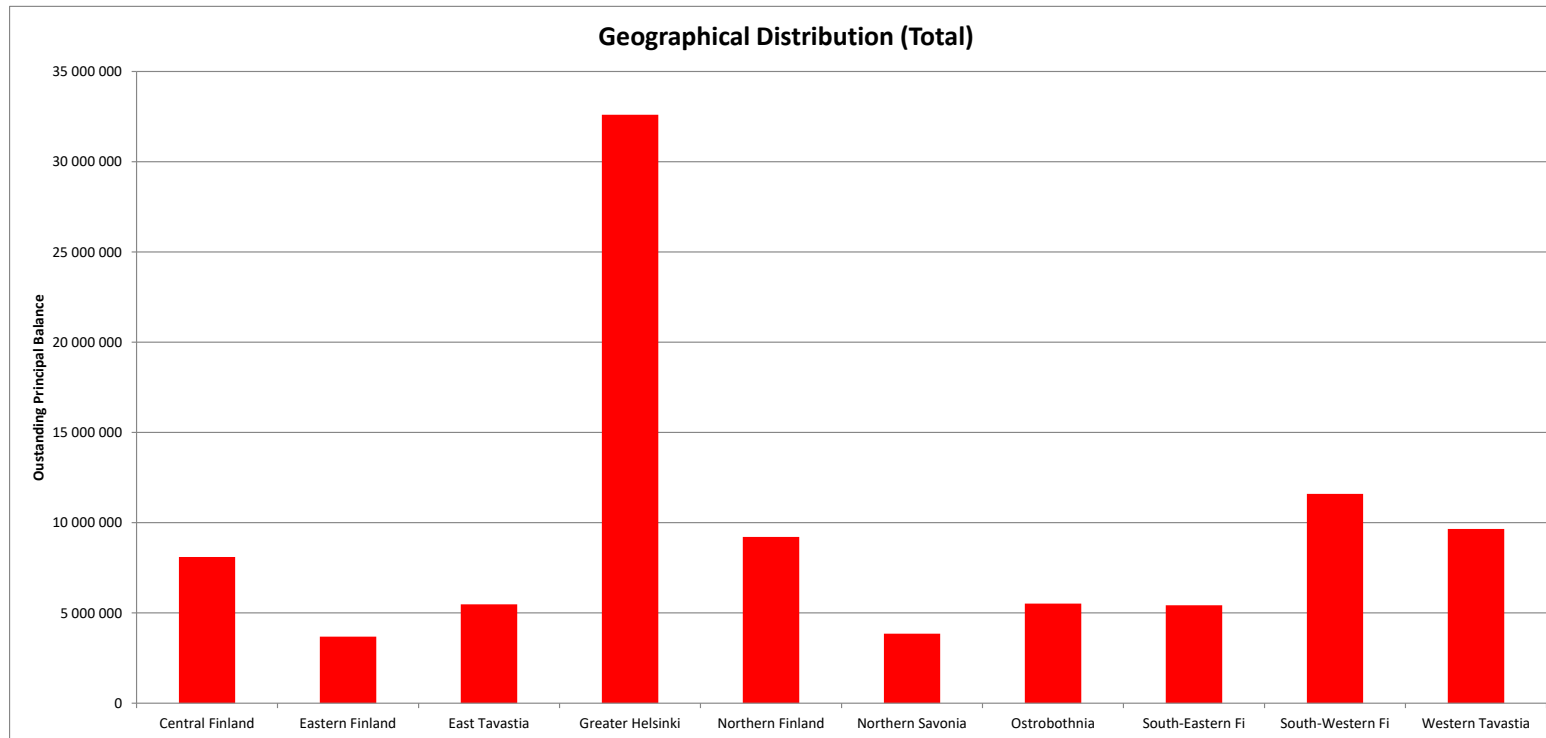


TOTAL						
District	No	Outstanding balance	% of Outstanding balance	WA months to maturity	WA seasoning	
Central Finland	1 140	8 096 332	8,51 %	16,9	49,3	
Eastern Finland	470	3 683 762	3,87 %	17,8	49,7	
East Tavastia	769	5 480 572	5,76 %	17,4	50,2	
Greater Helsinki	3 674	32 604 194	34,28 %	17,0	49,6	
Northern Finland	1 156	9 208 639	9,68 %	17,3	49,5	
Northern Savonia	486	3 853 409	4,05 %	17,2	49,3	
Ostrobothnia	845	5 518 542	5,80 %	17,4	49,3	
South-Eastern Fi	712	5 425 030	5,70 %	16,9	50,2	
South-Western Fi	1 534	11 594 545	12,19 %	18,2	49,9	
Western Tavastia	1 133	9 658 986	10,15 %	18,5	49,3	
Total	11 919	95 124 011	100 %	17,4	49,6	

SCF RAHOITUSPALVELUT VIII DAC
Monthly Investor Report

11.b Geographical Distribution Graph

Reporting Date	27.04.2023	
Payment date	25.04.2023	
Period No	41	
Monthly Period	01.03.2023	
Interest Period	from	27.03.2023
	to	25.04.2023
	=	29 days



SCF RAHOITUSPALVELUT VIII DAC
Monthly Investor Report

12.a Interest Rate

Reporting Date	27.04.2023	
Payment date	25.04.2023	
Period No	41	
Monthly Period	01.03.2023	
Interest Period	from 27.03.2023	to 25.04.2023 = 29 days

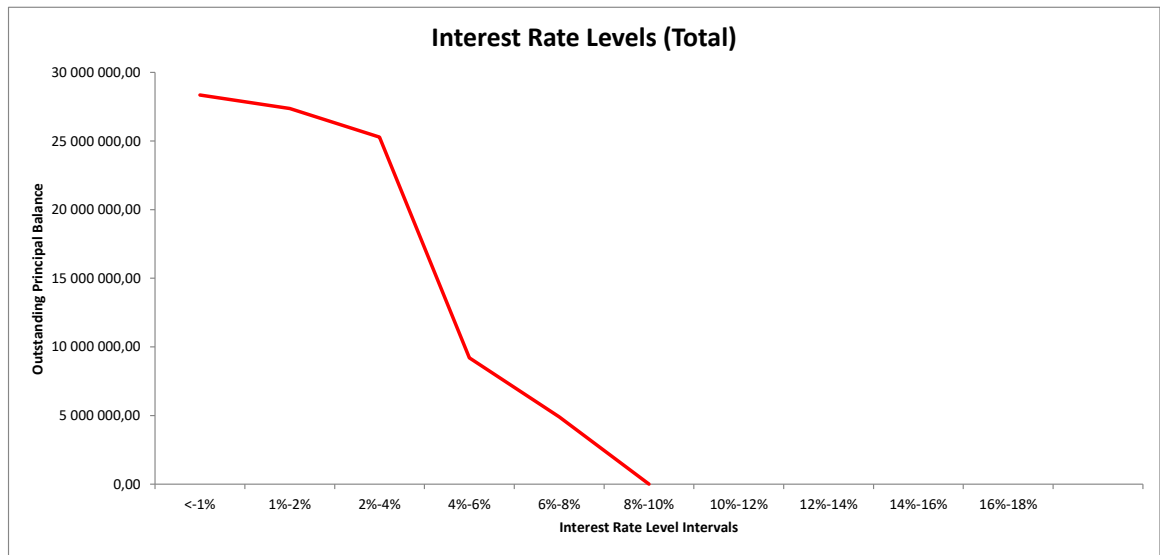


		TOTAL						
Interest distribution	Min (>=)	Max (<)	No	Outstanding balance	% of total Outstanding balance	WA months to maturity	WA seasoning	
	0 %	1 %	3 021	28 351 274	29,80 %	15,8	49,5	
	1 %	2 %	2 809	27 370 962	28,77 %	17,5	49,7	
	2 %	4 %	3 196	25 288 117	26,58 %	18,4	49,6	
	4 %	6 %	1 807	9 208 406	9,68 %	18,3	49,3	
	6 %	8 %	1 083	4 898 152	5,15 %	19,5	50,2	
	8 %	10 %	3	7 100	0,01 %	22,4	46,0	
	10 %	12 %						
	12 %	14 %						
	14 %	16 %						
16 %	18 %							
18 %	20 %							
Total			11 919	95 124 011	100 %	17,4	49,6	

SCF RAHOITUSPALVELUT VIII DAC
Monthly Investor Report

12.b Interest Rate

Reporting Date	27.04.2023				
Payment date	25.04.2023				
Period No	41				
Monthly Period	01.03.2023				
Interest Period	from	27.03.2023	to	25.04.2023	= 29 days



SCF RAHOITUSPALVELUT VIII DAC
Monthly Investor Report

13.a Remaining Terms



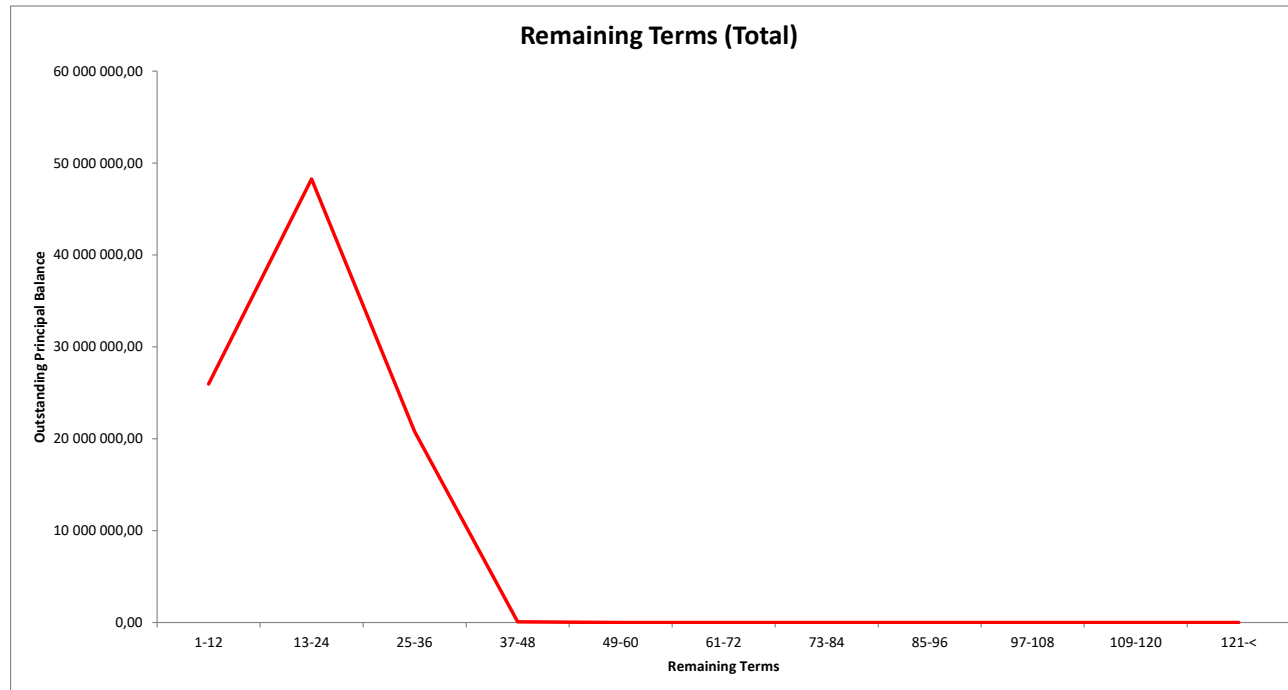
Reporting Date	27.04.2023	
Payment date	25.04.2023	
Period No	41	
Monthly Period	01.03.2023	
Interest Period	from 27.03.2023	to 25.04.2023 = 29 days

		TOTAL						
Months to maturity	Min	Max	No	Outstanding balance	%	WA months to maturity	WA seasoning	
	0		0	19	27 604	0,03 %	0,0	65,1
	1		12	4 706	25 965 966	27,30 %	8,9	52,8
	13		24	5 469	48 261 939	50,74 %	17,5	49,5
	25		36	1 721	20 782 832	21,85 %	27,7	45,8
	37		48	4	85 669	0,09 %	37,1	44,2
	49		60					
	61		72					
	73		84					
	85		96					
	97		108					
	109		120					
	121	-						
Total			11 919	95 124 011	100 %	17,4	49,6	

SCF RAHOITUSPALVELUT VIII DAC
Monthly Investor Report

13.b Remaining Terms

Reporting Date	27.04.2023				
Payment date	25.04.2023				
Period No	41				
Monthly Period	01.03.2023				
Interest Period	from	27.03.2023	to	25.04.2023	= 29 days



SCF RAHOITUSPALVELUT VIII DAC
Monthly Investor Report

14.a Seasoning



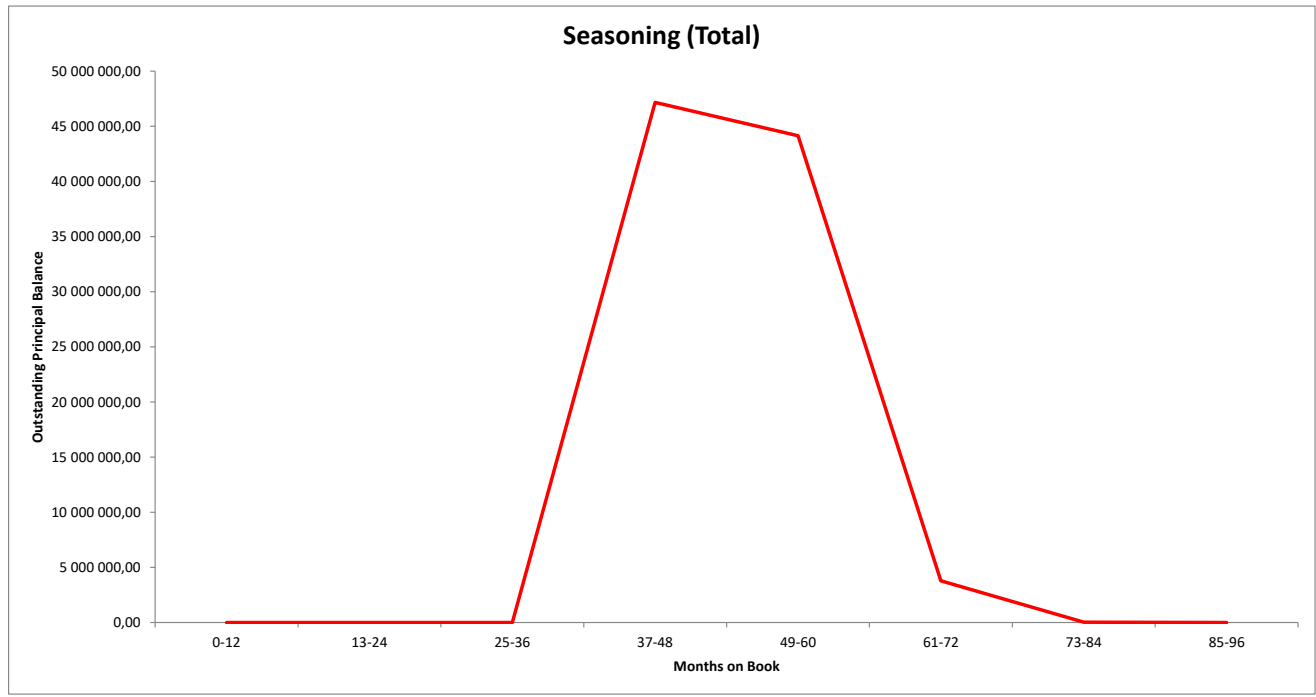
Reporting Date	27.04.2023	
Payment date	25.04.2023	
Period No	41	
Monthly Period	01.03.2023	
Interest Period	from	27.03.2023 to 25.04.2023 = 29 days

		TOTAL						
		Min	Max	No	Outstanding balance	% of Outstanding Balance	WA months to maturity	WA seasoning
Months on book	1		12					
	13		24					
	25		36					
	37		48	5 449	47 164 198	49,58 %	20,3	45,5
	49		60	5 738	44 147 717	46,41 %	15,0	52,7
	61		72	728	3 779 786	3,97 %	9,1	64,3
	73		84	4	32 311	0,03 %	4,6	73,9
	85		96					
Total				11 919	95 124 011	100 %	17,4	49,6

SCF RAHOITUSPALVELUT VIII DAC
Monthly Investor Report

14.b Seasoning

Reporting Date	27.04.2023	
Payment date	25.04.2023	
Period No	41	
Monthly Period	01.03.2023	
Interest Period	from 27.03.2023	to 25.04.2023 = 29 days



SCF RAHOITUSPALVELUT VIII DAC
Monthly Investor Report

15.a Balloon loans



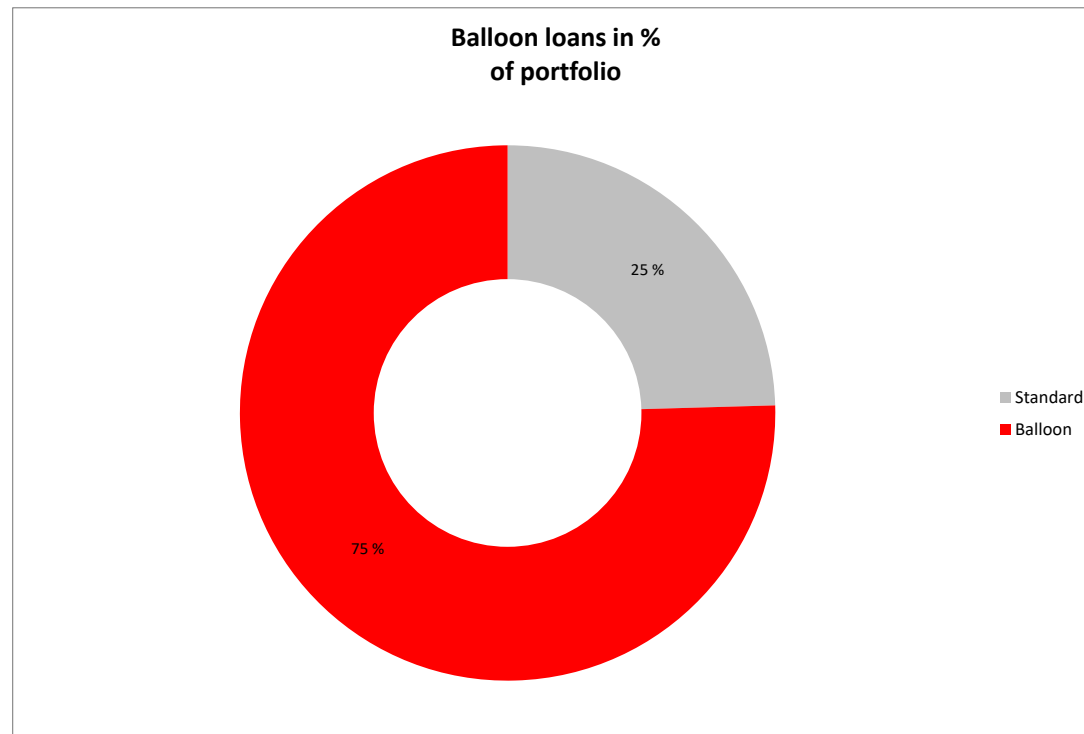
Reporting Date	27.04.2023	
Payment date	25.04.2023	
Period No	41	
Monthly Period	01.03.2023	
Interest Period	from 27.03.2023	to 25.04.2023 = 29 days

Balloon loans in % of portfolio	TOTAL						
	Min	No	Outstanding balance	% of Outstanding Balance	Residual Value	Residual of Total	WA months to maturity
Standard	6 239	23 351 431	24,5 %	1 473	0,0 %	17,3	49,3
Balloon	5 680	71 772 580	75,5 %	44 554 599	62,1 %	17,4	49,7
Total	11 919	95 124 011	100 %	44 556 072	47 %	17,4	49,6

SCF RAHOITUSPALVELUT VIII DAC
Monthly Investor Report

15.b Balloon loans


Reporting Date	27.04.2023	
Payment date	25.04.2023	
Period No	41	
Monthly Period	01.03.2023	
Interest Period	from	27.03.2023
	to	25.04.2023
		= 29 days



SCF RAHOITUSPALVELUT VIII DAC
Monthly Investor Report

16.b # loans per borrower

Reporting Date	27.04.2023	
Payment date	25.04.2023	
Period No	41	
Monthly Period	01.03.2023	
Interest Period	from 27.03.2023	to 25.04.2023 = 29 days



SCF RAHOITUSPALVELUT VIII DAC
Monthly Investor Report

17.a Amortization Profile



Reporting Date	27.04.2023	
Payment date	25.04.2023	
Period No	41	
Monthly Period	01.03.2023	
Interest Period	from 27.03.2023	to 25.04.2023 = 29 days

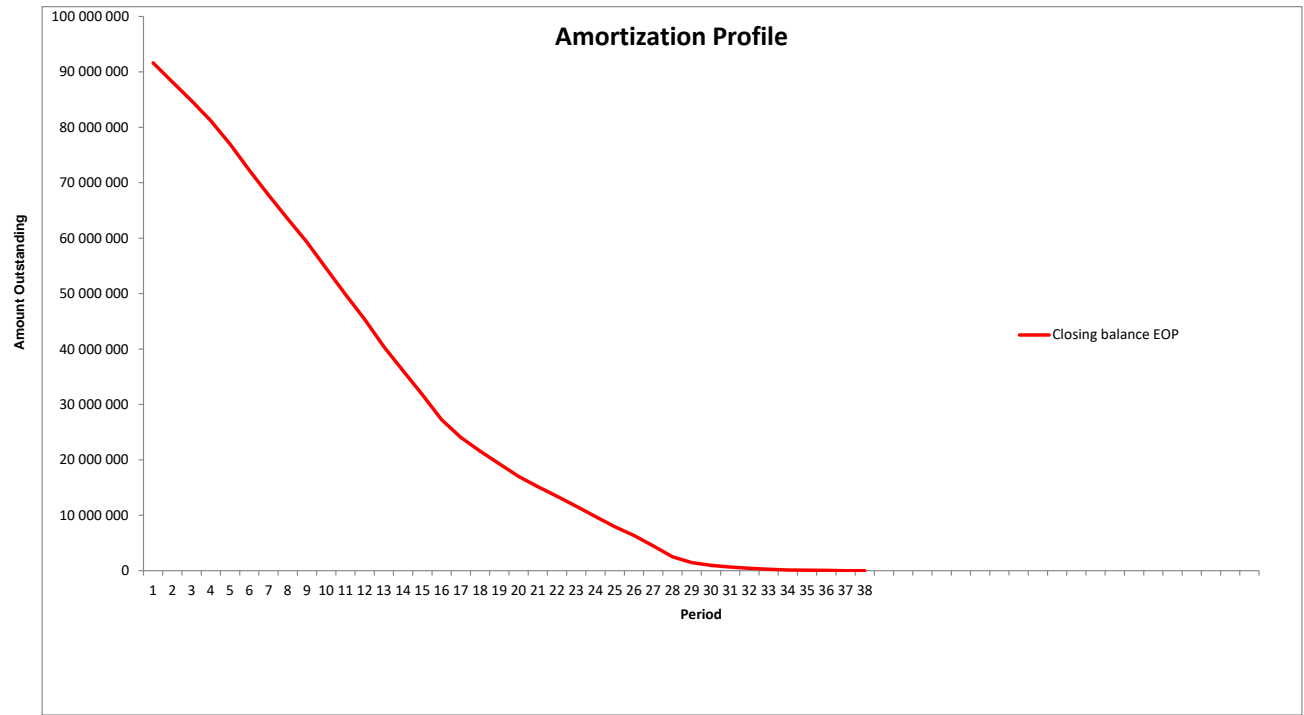
TOTAL						
Period	Opening Balance	Closing Balance	Amortization	Interest	Yield	Percentage
1	95 124 011	91 625 526	3 498 485	192 134	2,45 %	96,32 %
2	91 625 526	88 198 285	3 427 242	184 539	2,44 %	92,72 %
3	88 198 285	84 758 401	3 439 884	176 995	2,43 %	89,10 %
4	84 758 401	81 202 339	3 556 061	169 440	2,43 %	85,36 %
5	81 202 339	76 953 332	4 249 007	161 721	2,42 %	80,90 %
6	76 953 332	72 251 763	4 701 569	153 201	2,42 %	75,96 %
7	72 251 763	67 782 392	4 469 371	144 407	2,42 %	71,26 %
8	67 782 392	63 479 785	4 302 607	135 591	2,43 %	66,73 %
9	63 479 785	59 273 803	4 205 982	127 034	2,43 %	62,31 %
10	59 273 803	54 514 821	4 758 982	118 621	2,43 %	57,31 %
11	54 514 821	49 865 067	4 649 754	109 429	2,44 %	52,42 %
12	49 865 067	45 357 394	4 507 673	100 645	2,45 %	47,68 %
13	45 357 394	40 400 490	4 956 904	92 242	2,47 %	42,47 %
14	40 400 490	36 058 715	4 341 775	83 320	2,50 %	37,91 %
15	36 058 715	31 753 245	4 305 470	75 375	2,54 %	33,38 %
16	31 753 245	27 264 102	4 489 143	66 859	2,56 %	28,66 %
17	27 264 102	24 043 361	3 220 741	57 759	2,57 %	25,28 %
18	24 043 361	21 562 498	2 480 863	51 796	2,62 %	22,67 %
19	21 562 498	19 271 293	2 291 206	46 433	2,61 %	20,26 %
20	19 271 293	17 013 456	2 257 837	41 657	2,63 %	17,89 %

Amortization profile (first 20 periods)

SCF RAHOITUSPALVELUT VIII DAC
Monthly Investor Report

17.b Amortization Profile

Reporting Date	27.04.2023				
Payment date	25.04.2023				
Period No	41				
Monthly Period	01.03.2023				
Interest Period	from	27.03.2023	to	25.04.2023	= 29 days



SCF RAHOITUSPALVELUT VIII DAC
Monthly Investor Report

18.a Payment Holidays



Reporting Date	27.04.2023
Payment date	25.04.2023
Period No	41
Monthly Period	01.03.2023
Interest Period	from 27.03.2023 to 25.04.2023 = 29 days

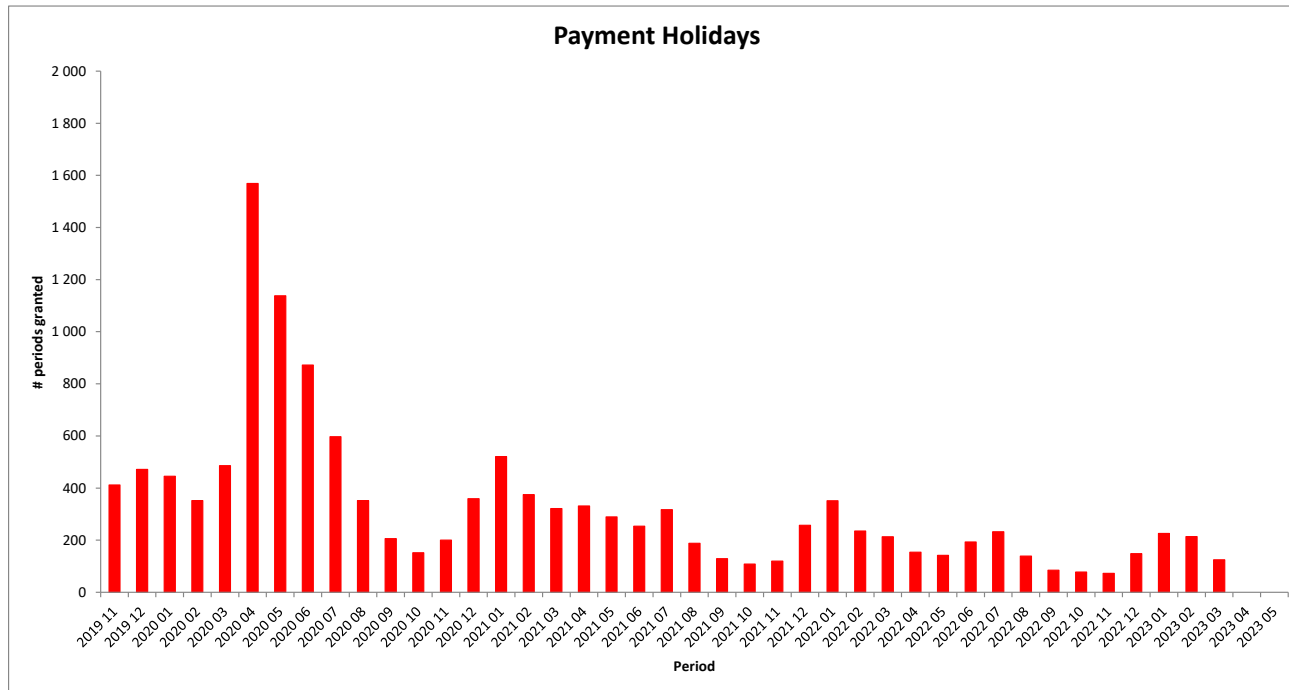
TOTAL				
Period	No	Number of periods granted	Sum of Payments	Closing Balance
2019 11	412	589	164 541	8 155 737
2019 12	472	554	146 542	8 658 237
2020 01	445	594	165 862	8 611 128
2020 02	352	480	133 293	6 812 362
2020 03	486	722	251 794	9 630 613
2020 04	1 569	2 579	928 927	32 299 983
2020 05	1 138	1 765	519 271	20 224 928
2020 06	872	1 182	356 618	15 936 221
2020 07	597	754	204 508	9 650 465
2020 08	352	438	117 981	6 138 995
2020 09	206	274	83 179	3 479 635
2020 10	152	212	57 659	2 613 313
2020 11	200	283	76 078	3 468 056
2020 12	359	446	111 605	5 454 509
2021 01	521	738	216 815	8 579 003
2021 02	375	528	153 931	6 158 678
2021 03	321	454	138 348	5 835 952
2021 04	331	466	139 429	5 385 405
2021 05	289	400	125 334	4 848 406
2021 06	254	340	96 193	3 978 530
2021 07	317	428	132 567	4 444 072
2021 08	188	233	67 801	2 894 187
2021 09	129	158	43 218	2 049 279
2021 10	108	135	36 178	1 409 862
2021 11	120	171	43 965	1 590 468
2021 12	257	304	78 742	3 102 075
2022 01	351	489	140 790	5 109 606
2022 02	235	332	98 000	3 309 231
2022 03	213	279	77 319	2 742 654
2022 04	154	205	54 708	1 882 782
2022 05	142	184	54 634	1 787 579
2022 06	193	254	83 807	2 746 486
2022 07	232	297	85 163	3 019 899
2022 08	139	167	48 655	1 738 773
2022 09	85	108	33 913	1 167 525
2022 10	78	99	27 773	924 747
2022 11	73	98	25 994	820 293
2022 12	148	178	48 476	1 488 866
2023 01	226	335	98 071	2 569 688
2023 02	214	287	79 454	2 326 100
2023 03	125	163	48 647	1 298 686
2023 04				
2023 05				
Total:	13 430	18 702	5 595 783	224 343 014

Payment Holiday

SCF RAHOITUSPALVELUT VIII DAC
Monthly Investor Report

18.b Payment Holidays

Reporting Date	27.04.2023				
Payment date	25.04.2023				
Period No	41				
Monthly Period	01.03.2023				
Interest Period	from	27.03.2023	to	25.04.2023	= 29 days



SCF RAHOITUSPALVELUT VIII DAC
Monthly Investor Report

18.c Remaining Payment Holidays

Reporting Date	27.04.2023
Payment date	25.04.2023
Period No	41
Monthly Period	01.03.2023
Interest Period	from 27.03.2023 to 25.04.2023 = 29 days

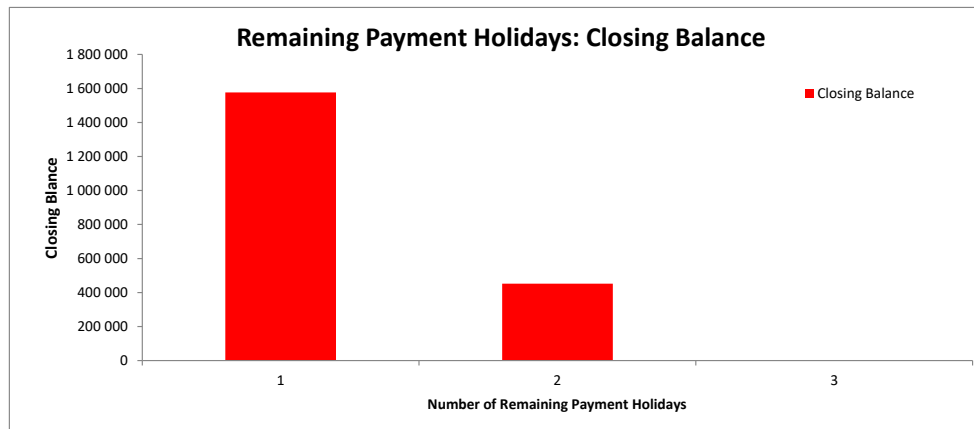
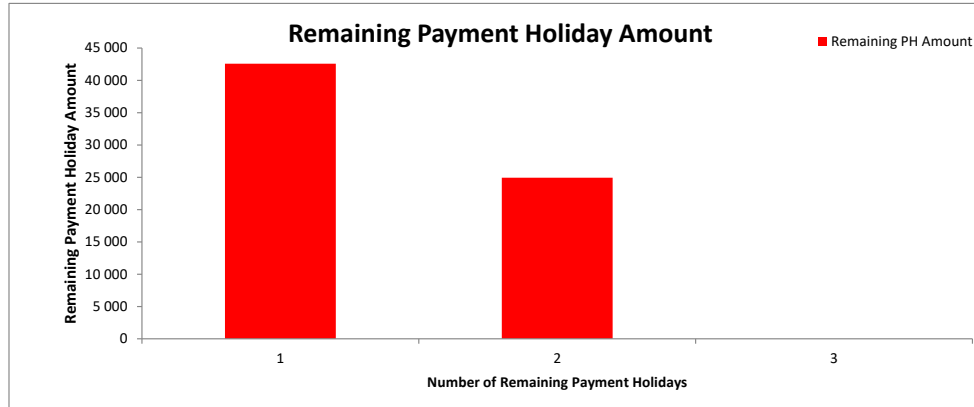


Remaining PH's	TOTAL			
	Remaining Payment Holiday Months	Contracts	Remaining Payment Holiday Amt	Closing Balance Amt
1	156	42 577	1 576 052	
2	38	24 926	452 001	
3				
Total	194	67 503	2 028 052	

SCF RAHOITUSPALVELUT VIII DAC
Monthly Investor Report

18.d Remaining Payment Holidays

Reporting Date	27.04.2023				
Payment date	25.04.2023				
Period No	41				
Monthly Period	01.03.2023				
Interest Period	from	27.03.2023	to	25.04.2023	= 29 days



SCF RAHOITUSPALVELUT VIII DAC
Monthly Investor Report

19.a Downpayment



Reporting Date	27.04.2023	
Payment date	25.04.2023	
Period No	41	
Monthly Period	01.03.2023	
Interest Period	from 27.03.2023	to 25.04.2023 = 29 days

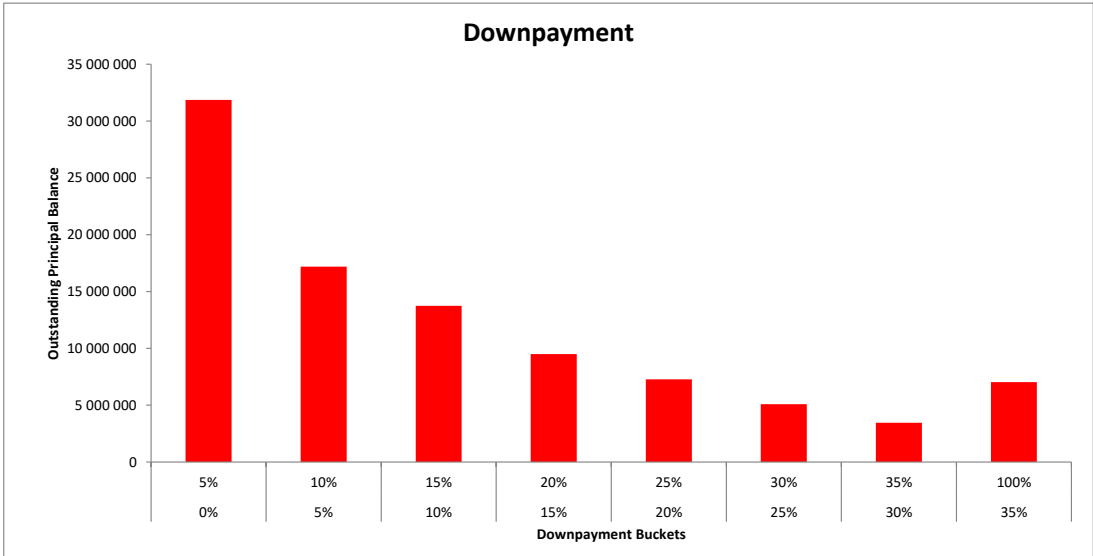
TOTAL							
Downpayment %	Min (>=)	Max (<)	No	Outstanding balance	%	WA months to maturity	WA seasoning
	0 %	5 %	3 446	31 858 276	33,49 %	19,0	49,6
	5 %	10 %	1 882	17 182 480	18,06 %	18,0	50,8
	10 %	15 %	1 719	13 750 113	14,45 %	16,9	49,8
	15 %	20 %	1 212	9 493 259	9,98 %	16,3	49,7
	20 %	25 %	955	7 272 844	7,65 %	15,9	49,3
	25 %	30 %	748	5 095 221	5,36 %	15,7	49,8
	30 %	35 %	535	3 446 531	3,62 %	15,3	49,2
	35 %	100 %	1 422	7 025 288	7,39 %	14,9	48,7
Total			11 919	95 124 011	100 %	17,4	49,6

SCF RAHOITUSPALVELUT VIII DAC
Monthly Investor Report

19.b Downpayment



Reporting Date	27.04.2023	
Payment date	25.04.2023	
Period No	41	
Monthly Period	01.03.2023	
Interest Period	from	27.03.2023
	to	25.04.2023
	=	29 days



SCF RAHOITUSPALVELUT VIII DAC
Monthly Investor Report

20.a Vehicle Condition

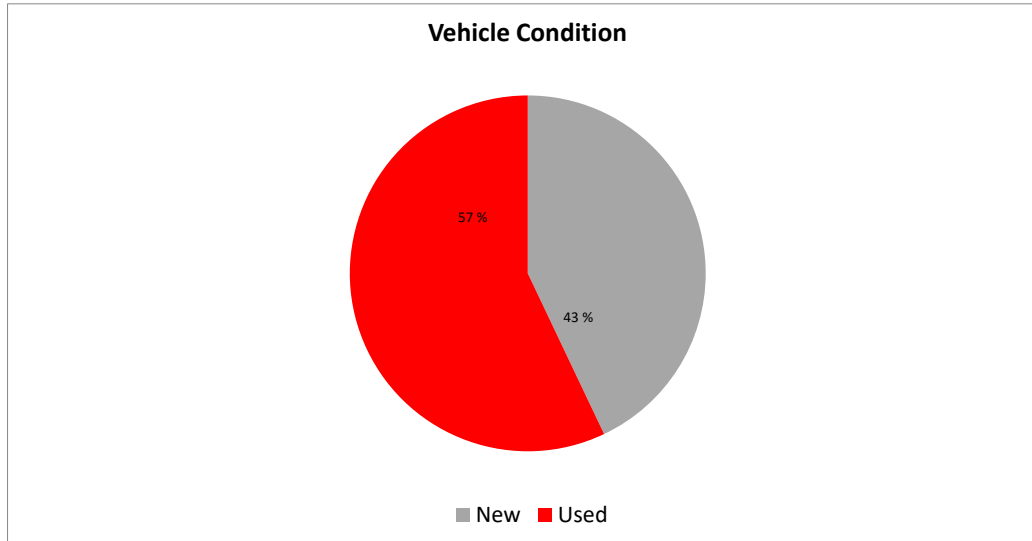


Reporting Date	27.04.2023	
Payment date	25.04.2023	
Period No	41	
Monthly Period	01.03.2023	
Interest Period	from	27.03.2023 to 25.04.2023 = 29 days

Vehicle condition	TOTAL					
	Vehicle condition	No	Outstanding balance	%	WA months to maturity	WA seasoning
	New	3 732	40 847 849	42,94 %	16,3	49,7
	Used	8 187	54 276 162	57,06 %	18,2	49,6
	Total	11 919	95 124 011	100 %	17,4	49,6

20.b Vehicle Condition

Reporting Date	27.04.2023	
Payment date	25.04.2023	
Period No	41	
Monthly Period	01.03.2023	
Interest Period	from 27.03.2023	to 25.04.2023 = 29 days



SCF RAHOITUSPALVELUT VIII DAC
Monthly Investor Report

21.a Borrower Type



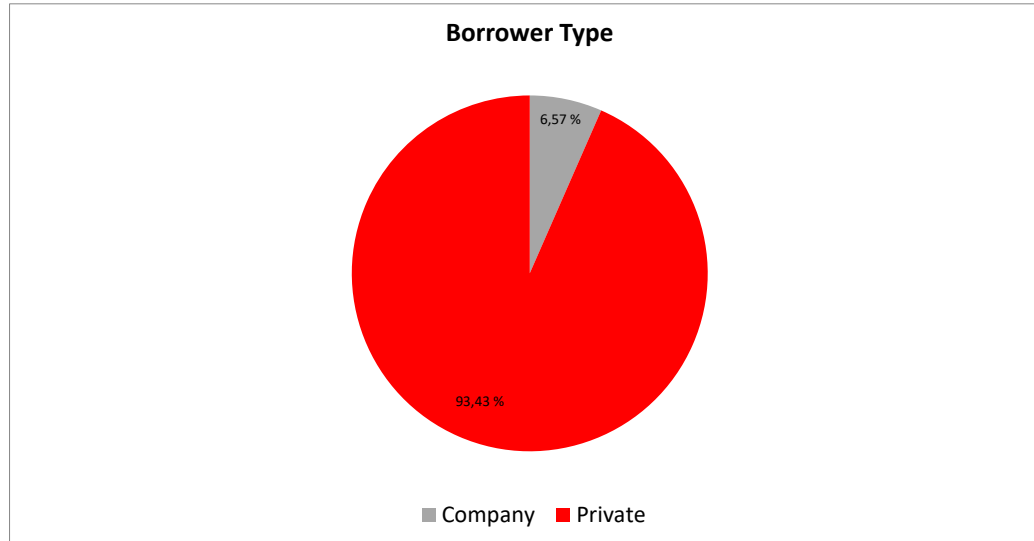
Reporting Date	27.04.2023
Payment date	25.04.2023
Period No	41
Monthly Period	01.03.2023
Interest Period	from 27.03.2023 to 25.04.2023 = 29 days

Borrower Type	TOTAL					
	Borrower type	No	Outstanding balance	%	WA months to maturity	WA seasoning
	Company	675	6 253 930	6,57 %	13,3	48,9
	Private	11 244	88 870 081	93,43 %	17,7	49,7
	Total	11 919	95 124 011	100 %	17,4	49,6

SCF RAHOITUSPALVELUT VIII DAC
Monthly Investor Report

21.b Borrower Type

Reporting Date	27.04.2023				
Payment date	25.04.2023				
Period No	41				
Monthly Period	01.03.2023				
Interest Period	from 27.03.2023	to	25.04.2023	=	29 days



SCF RAHOITUSPALVELUT VIII DAC
Monthly Investor Report

22.a Vehicle type

Reporting Date	27.04.2023	
Payment date	25.04.2023	
Period No	41	
Monthly Period	01.03.2023	
Interest Period	from 27.03.2023	to 25.04.2023 = 29 days

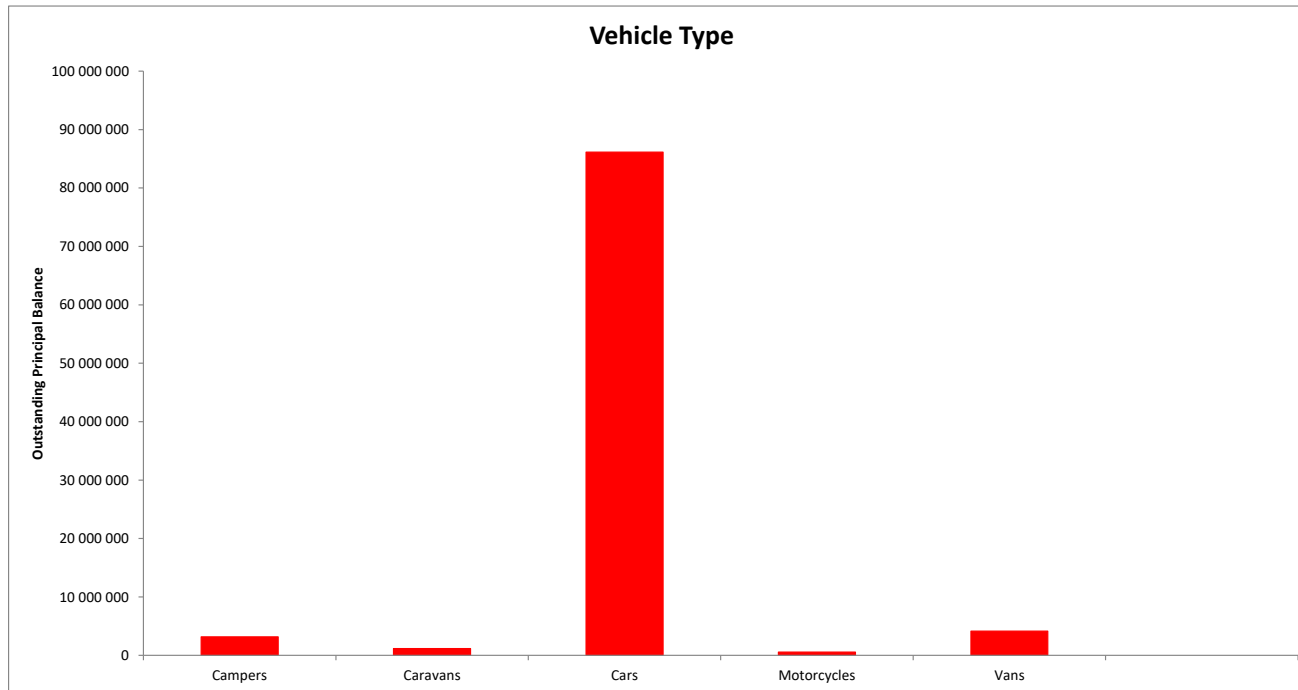


TOTAL						
Vehicle type	Min	No	Outstanding balance	% of Outstanding Balance	WA months to maturity	WA seasoning
Campers		152	3 153 406	3,32 %	18,1	48,3
Caravans		117	1 148 970	1,21 %	20,0	47,2
Cars		10 939	86 132 234	90,55 %	17,5	49,7
Motorcycles		118	549 835	0,58 %	14,6	46,8
Vans		593	4 139 566	4,35 %	14,5	49,5
		11 919	95 124 011	100 %	17,4	49,6

SCF RAHOITUSPALVELUT VIII DAC
Monthly Investor Report

22.b Vehicle type

Reporting Date	27.04.2023				
Payment date	25.04.2023				
Period No	41				
Monthly Period	01.03.2023				
Interest Period	from 27.03.2023	to	25.04.2023	=	29 days



SCF RAHOITUSPALVELUT VIII DAC
Monthly Investor Report

23.a Restructured Loans



Reporting Date	27.04.2023
Payment date	25.04.2023
Period No	41
Monthly Period	01.03.2023
Interest Period	from 27.03.2023 to 25.04.2023 = 29 days

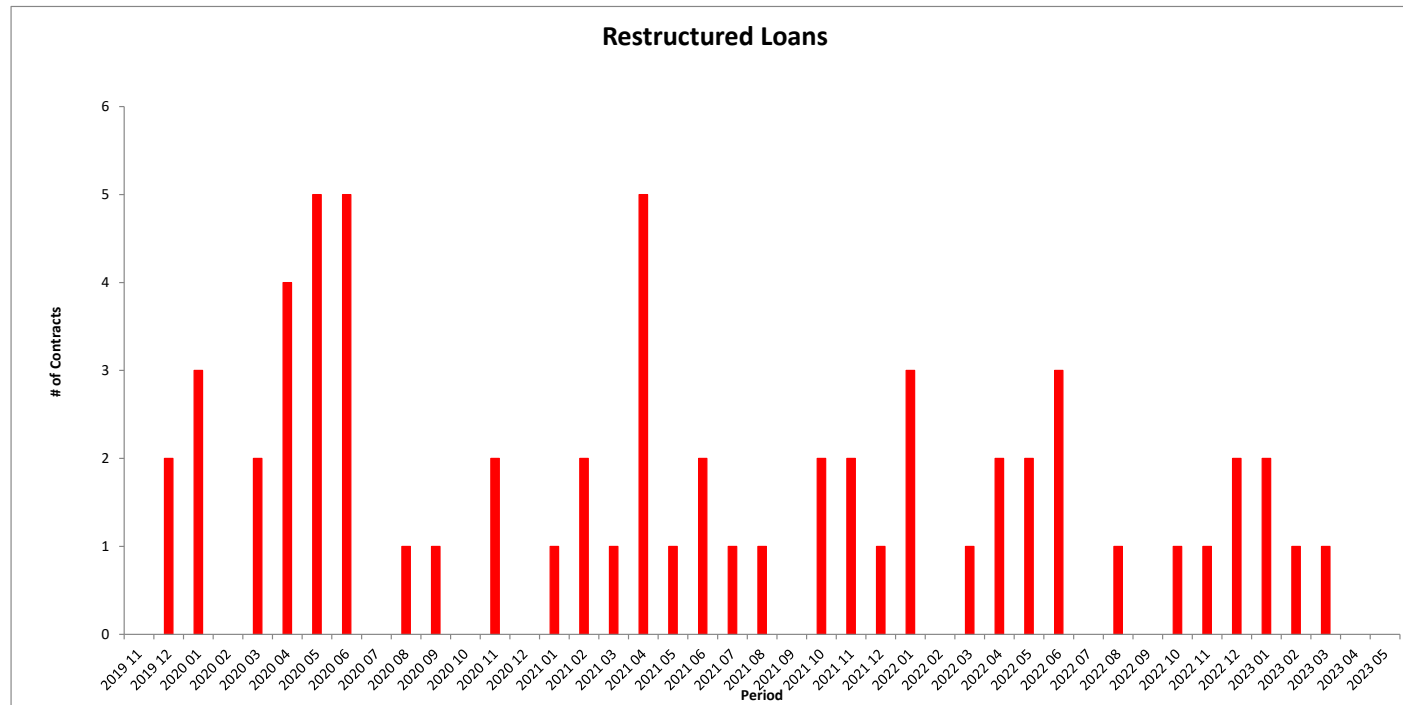
TOTAL		
Period	No	Outstanding balance
2019 11	0	0
2019 12	2	32 126
2020 01	3	94 262
2020 02	0	0
2020 03	2	68 780
2020 04	4	59 884
2020 05	5	110 867
2020 06	5	48 685
2020 07	0	0
2020 08	1	14 297
2020 09	1	16 587
2020 10	0	0
2020 11	2	17 292
2020 12	0	0
2021 01	1	7 675
2021 02	2	10 684
2021 03	1	17 422
2021 04	5	142 246
2021 05	1	29 868
2021 06	2	17 720
2021 07	1	23 010
2021 08	1	4 694
2021 09	0	0
2021 10	2	31 585
2021 11	2	25 279
2021 12	1	52 648
2022 01	3	33 102
2022 02	0	0
2022 03	1	5 166
2022 04	2	32 885
2022 05	2	26 563
2022 06	3	28 679
2022 07	0	0
2022 08	1	6 426
2022 09	0	0
2022 10	1	2 678
2022 11	1	14 586
2022 12	2	10 038
2023 01	2	28 763
2023 02	1	11 873
2023 03	1	5 805
2023 04		
2023 05		
	64	1 032 173

Restructured

SCF RAHOITUSPALVELUT VIII DAC
Monthly Investor Report

23.b Restructured Loans

Reporting Date	27.04.2023				
Payment date	25.04.2023				
Period No	41				
Monthly Period	01.03.2023				
Interest Period	from	27.03.2023	to	25.04.2023	= 29 days



SCF RAHOITUSPALVELUT VIII DAC
Monthly Investor Report

24.a Dynamic Interest rate



Reporting Date	27.04.2023	
Payment date	25.04.2023	
Period No	41	
Monthly Period	from 01.03.2023	to 25.04.2023 = 29 days
Interest Period	from 27.03.2023	to 25.04.2023 = 29 days

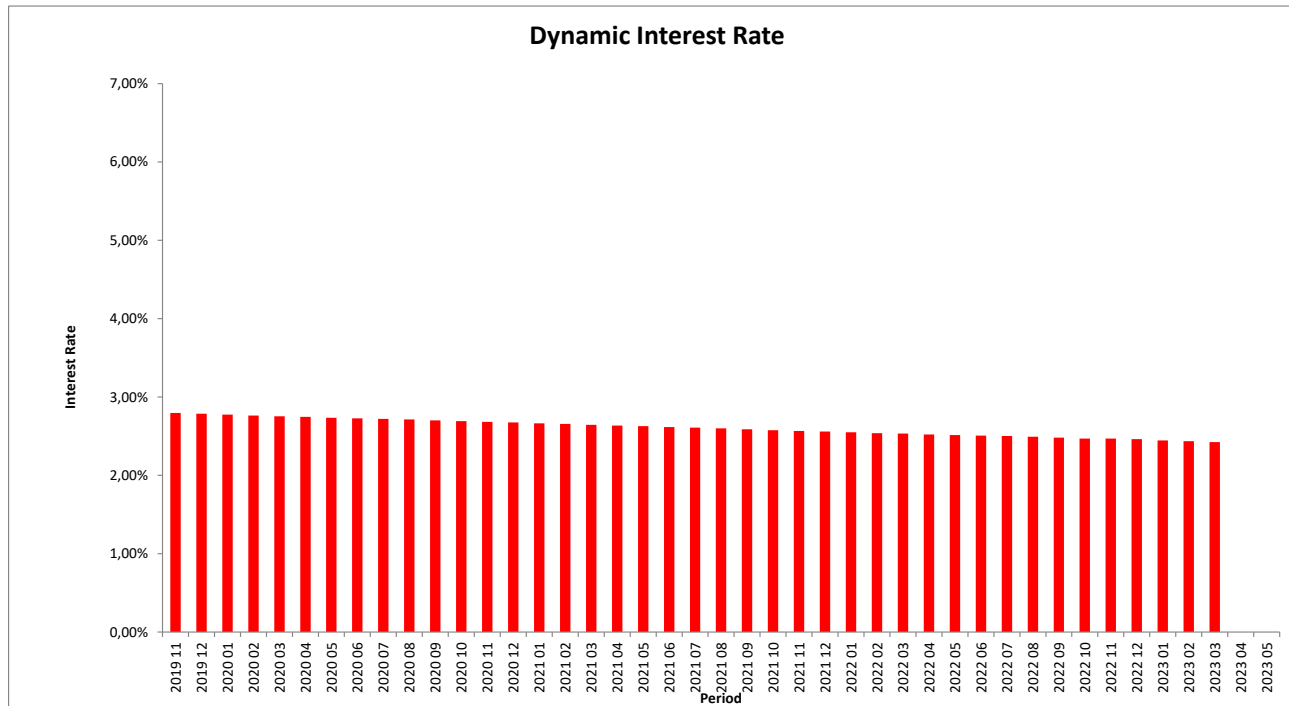
TOTAL		
Period	Closing balance	WA Interest rate
2019 11	729 991 378	2,80 %
2019 12	706 304 891	2,79 %
2020 01	679 530 975	2,78 %
2020 02	654 742 126	2,76 %
2020 03	629 246 572	2,75 %
2020 04	608 819 805	2,75 %
2020 05	588 967 275	2,74 %
2020 06	566 526 156	2,73 %
2020 07	541 637 974	2,72 %
2020 08	520 286 515	2,71 %
2020 09	496 688 589	2,70 %
2020 10	475 768 847	2,69 %
2020 11	456 190 375	2,68 %
2020 12	437 035 247	2,68 %
2021 01	418 584 555	2,66 %
2021 02	399 295 163	2,66 %
2021 03	377 858 719	2,64 %
2021 04	359 138 214	2,64 %
2021 05	340 755 398	2,63 %
2021 06	324 272 678	2,62 %
2021 07	308 511 951	2,61 %
2021 08	292 304 221	2,60 %
2021 09	276 234 658	2,59 %
2021 10	261 446 500	2,58 %
2021 11	246 647 082	2,57 %
2021 12	233 954 193	2,56 %
2022 01	221 104 660	2,55 %
2022 02	210 032 207	2,54 %
2022 03	197 562 799	2,53 %
2022 04	187 577 146	2,52 %
2022 05	176 896 732	2,51 %
2022 06	166 633 715	2,51 %
2022 07	157 171 619	2,50 %
2022 08	147 270 648	2,49 %
2022 09	138 640 274	2,48 %
2022 10	130 313 495	2,47 %
2022 11	121 932 310	2,47 %
2022 12	115 386 342	2,46 %
2023 01	108 419 600	2,45 %
2023 02	101 700 573	2,44 %
2023 03	95 124 011	2,42 %
2023 04		
2023 05		

Interest rate evolution

SCF RAHOITUSPALVELUT VIII DAC
Monthly Investor Report

24.b Dynamic Interest Rate

Reporting Date	27.04.2023				
Payment date	25.04.2023				
Period No	41				
Monthly Period	01.03.2023				
Interest Period	from	27.03.2023	to	25.04.2023	= 29 days



SCF RAHOITUSPALVELUT VIII DAC
Monthly Investor Report

25.a Dynamic Pre-Payments



Reporting Date	27.04.2023	
Payment date	25.04.2023	
Period No	41	
Monthly Period	01.03.2023	
Interest Period	from 27.03.2023	to 25.04.2023 = 29 days

TOTAL			
Period	Sum of Pre-Payments	Closing Balance	CPR Annual
2019 11	39 469 959	729 991 378	28,36 %
2019 12	11 820 904	706 304 891	18,33 %
2020 01	15 030 935	679 530 975	23,54 %
2020 02	13 954 467	654 742 126	22,78 %
2020 03	13 619 464	629 246 572	23,09 %
2020 04	9 950 346	608 819 805	17,94 %
2020 05	10 149 842	588 867 275	18,83 %
2020 06	11 815 395	566 526 156	22,35 %
2020 07	14 326 835	541 637 974	27,51 %
2020 08	11 774 093	520 286 515	24,02 %
2020 09	13 356 067	496 688 589	27,90 %
2020 10	11 513 386	475 768 847	25,47 %
2020 11	10 500 427	456 190 375	24,38 %
2020 12	9 768 321	437 035 247	23,76 %
2021 01	10 013 150	418 584 555	25,21 %
2021 02	11 210 180	399 295 163	28,95 %
2021 03	12 107 064	377 858 719	32,35 %
2021 04	11 018 877	359 138 214	31,20 %
2021 05	10 496 066	340 755 398	31,30 %
2021 06	8 922 474	324 272 678	28,45 %
2021 07	8 420 583	308 511 951	28,26 %
2021 08	8 895 389	292 304 221	30,99 %
2021 09	9 209 542	276 234 658	33,43 %
2021 10	8 466 619	261 446 500	32,63 %
2021 11	8 428 386	246 647 082	34,11 %
2021 12	6 527 227	233 954 193	28,79 %
2022 01	7 167 340	221 104 660	32,66 %
2022 02	5 793 594	210 032 207	28,51 %
2022 03	6 559 966	197 562 799	33,32 %
2022 04	4 997 456	187 577 146	27,68 %
2022 05	5 337 852	176 896 732	30,77 %
2022 06	5 391 657	166 633 715	32,61 %
2022 07	4 578 983	157 171 619	29,87 %
2022 08	5 091 495	147 270 648	34,44 %
2022 09	4 297 593	138 640 274	31,47 %
2022 10	4 197 096	130 313 495	32,49 %
2022 11	4 208 749	121 932 310	34,40 %
2022 12	2 620 991	115 386 342	24,10 %
2023 01	3 062 186	108 419 600	29,09 %
2023 02	3 253 605	101 700 573	32,31 %
2023 03	2 877 456	95 124 011	30,83 %
2023 04			
2023 05			

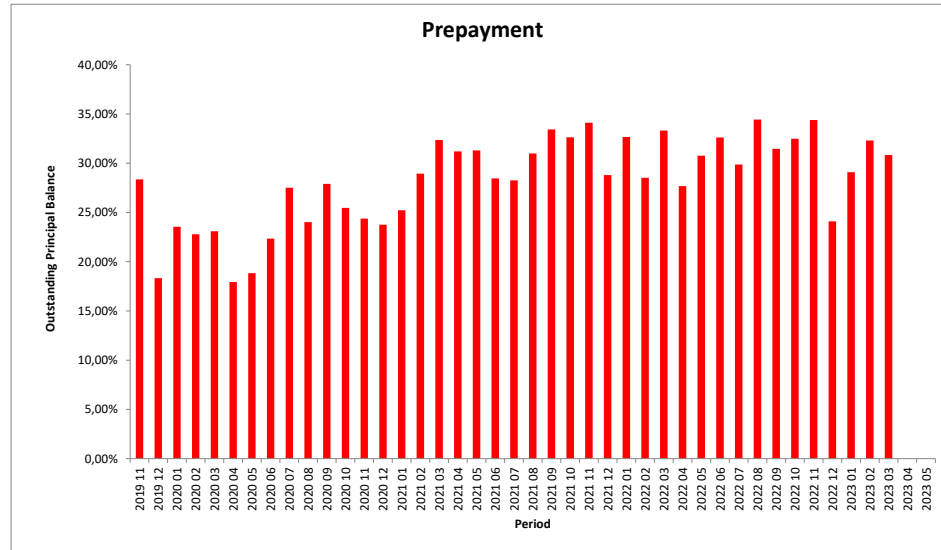
Dynamic Prepayment

SCF RAHOITUSPALVELUT VIII DAC
 Monthly Investor Report

25.b Dynamic Pre-Payments



Reporting Date	27.04.2023				
Payment date	25.04.2023				
Period No	41				
Monthly Period	01.03.2023				
Interest Period	from	27.03.2023	to	25.04.2023	= 29 days



SCF RAHOITUSPALVELUT VIII DAC
Monthly Investor Report

26. Delinquency



Reporting Date	27.04.2023	
Payment date	25.04.2023	
Period No	41	
Monthly Period	01.03.2023	
Interest Period	from 27.03.2023	to 25.04.2023 = 29 days

year	mth	Total outstanding	accounts current	balance current	accounts 1-30	balance 1-30	accounts 30-60	balance 30-60	accounts 60-90	balance 60-90	accounts 90-120	balance 90-120	accounts 120-150	balance 120-150	accounts 150-180	balance 150-180	New defaults Count	New defaults Balance	
2019	11	729 991 378	41 738	687 144 081	2 184	37 759 566	223	3 861 951	65	982 131	14	243 650	-	-	-	-	1	32 426	
	12	706 304 891	40 552	658 566 266	2 486	41 375 550	229	4 062 841	81	1 374 481	42	630 607	13	295 146	-	-	1	36 270	
	2020	1	679 530 975	39 905	637 871 391	1 940	32 671 229	373	6 283 265	69	1 119 798	47	855 645	25	457 865	11	271 783	4	7 770
		2	654 742 126	39 132	617 416 363	1 759	29 305 081	308	5 114 347	87	1 458 113	42	695 855	26	481 371	16	270 996	17	343 862
		3	629 246 572	37 742	586 817 011	2 107	34 208 060	308	4 982 560	103	1 655 011	55	921 082	22	317 935	16	344 913	31	460 652
		4	608 819 805	37 206	570 774 057	1 830	29 378 914	294	5 164 191	109	1 952 580	56	923 567	25	406 392	14	220 103	25	405 306
		5	588 867 275	36 119	548 178 840	2 055	31 727 977	278	4 453 000	124	2 329 373	49	1 102 629	36	636 998	27	438 458	15	224 589
	2021	6	566 526 156	35 498	531 377 463	1 773	27 205 042	285	4 538 622	89	1 555 427	53	1 047 137	27	538 630	18	263 834	32	549 099
		7	541 637 974	34 713	512 104 897	1 512	22 569 359	249	4 053 469	83	1 234 647	27	600 575	42	745 855	19	329 172	31	426 767
		8	520 286 515	33 363	484 674 507	1 868	27 730 416	294	4 940 801	87	1 388 265	35	618 170	18	439 600	29	494 757	24	399 567
		9	496 688 589	32 566	466 633 109	1 594	23 738 987	234	3 688 096	85	1 408 221	35	542 397	23	404 402	12	273 377	31	573 487
		10	475 768 847	31 749	447 379 324	1 437	21 728 162	273	4 322 660	59	1 083 039	46	659 390	18	275 363	14	320 909	14	268 186
11		456 190 375	30 594	424 743 685	1 663	24 200 584	304	4 721 752	86	1 451 980	31	630 587	21	315 586	8	126 201	27	484 222	
12		437 035 247	29 901	408 284 451	1 520	21 648 849	252	3 885 377	102	1 794 955	45	791 297	23	443 429	12	187 089	15	194 288	
2022		1	418 584 555	28 734	386 682 543	1 712	23 780 051	343	5 138 278	80	1 322 321	57	906 327	26	488 290	13	266 746	21	326 572
		2	399 295 163	27 931	369 686 933	1 640	22 547 915	277	4 135 400	86	1 403 395	45	760 039	30	436 235	15	325 246	21	354 452
		3	377 858 719	27 320	355 198 671	1 257	16 743 016	215	2 999 831	84	1 438 408	46	753 088	30	544 278	15	181 426	35	615 819
		4	359 138 214	26 365	336 803 330	1 209	15 866 370	264	3 826 921	71	1 015 026	39	666 169	29	492 765	23	467 632	22	201 307
		5	340 755 398	25 063	314 512 907	1 567	19 632 217	276	4 031 125	100	1 486 092	31	445 092	24	396 890	16	251 073	29	585 359
	6	324 272 678	24 283	299 372 521	1 564	19 265 148	212	3 056 211	103	1 460 602	37	555 686	19	316 429	13	246 081	20	315 636	
	7	308 511 951	23 634	286 145 399	1 319	16 363 418	259	3 519 699	84	1 254 570	40	628 602	26	394 806	13	205 457	17	229 984	
	8	292 304 221	22 619	269 130 692	1 404	16 878 157	268	3 872 928	93	1 428 770	37	527 540	20	306 427	13	159 708	21	314 545	
	9	276 234 658	21 931	257 098 460	1 168	14 039 403	226	2 866 735	85	1 320 364	32	559 583	19	231 379	7	118 733	25	319 171	
	10	261 446 500	20 870	240 242 162	1 325	15 791 732	253	3 282 490	78	1 024 240	43	631 496	20	378 603	10	95 776	12	157 767	
	11	246 647 082	20 184	227 213 078	1 164	14 036 458	252	3 248 263	91	1 203 155	28	354 946	21	378 935	7	212 247	19	180 467	
	12	233 954 193	19 627	216 764 391	1 042	12 061 545	256	3 186 354	84	1 147 568	34	414 109	19	222 994	9	167 232	11	183 590	
2023	1	221 104 660	18 736	201 962 868	1 171	13 698 809	286	3 812 433	74	902 277	33	370 821	17	245 479	9	111 971	15	160 922	
	2	210 032 207	18 151	191 942 385	1 139	12 921 266	246	3 203 124	89	1 283 759	28	313 473	17	242 273	8	125 926	13	136 412	
	3	197 562 799	17 488	181 917 944	1 073	11 379 043	187	2 243 235	81	1 090 152	46	699 333	14	198 128	5	34 964	12	198 544	
	4	187 577 146	16 955	172 850 935	904	9 812 961	251	2 859 108	69	867 056	37	579 800	27	467 467	8	139 819	12	68 926	
	5	176 896 732	16 160	161 470 113	1 039	10 632 686	236	2 700 978	83	1 055 448	37	450 988	18	388 400	13	198 119	16	250 465	
	6	166 633 715	15 708	152 930 034	896	9 547 820	222	2 388 741	75	931 440	24	305 749	19	241 472	16	288 459	12	173 377	
	7	157 171 619	14 915	142 262 632	1 028	10 595 958	212	2 362 113	104	1 240 970	31	268 179	20	270 007	12	171 760	17	320 811	
	8	147 270 648	14 395	134 219 885	936	9 234 850	199	2 246 209	70	790 191	42	576 197	17	137 904	10	65 412	19	222 413	
	9	138 640 274	13 958	127 849 294	737	7 204 813	204	2 166 668	50	642 534	40	331 731	19	356 764	11	88 469	12	103 942	
	10	130 313 495	13 215	118 285 145	895	8 674 553	195	1 903 985	72	828 493	24	215 142	24	186 382	11	219 795	13	142 561	
	11	121 932 310	12 819	111 576 861	765	7 424 673	178	1 734 498	72	766 004	27	259 259	14	115 854	8	56 262	12	100 464	
	12	115 386 342	12 420	105 925 042	719	6 346 975	190	1 813 804	79	866 853	29	268 975	17	156 020	1	8 673	17	104 364	
2023	1	108 419 600	11 848	98 573 332	765	6 890 557	185	1 796 867	87	674 258	27	274 568	15	112 069	10	97 948	7	43 952	
	2	101 700 573	11 477	93 081 075	673	5 829 574	155	1 422 842	82	985 093	28	255 084	8	68 409	6	58 497	14	94 345	
	3	95 124 011	11 008	87 008 731	620	5 350 488	154	1 393 281	83	746 601	43	546 163	8	46 414	3	32 333	12	97 817	
	4																		
	5																		

SCF RAHOITUSPALVELUT VIII DAC
Monthly Investor Report

27. Defaults, Recoveries and Losses by Quarter of Default



Reporting Date	27.04.2023	
Payment date	25.04.2023	
Period No	41	
Monthly Period	01.03.2023	
Interest Period	from 27.03.2023	to 25.04.2023 = 29 days

Default Quarter	Default Amount	Recovery Quarter No Of Loans	2019 Q4			2020 Q1			2020 Q2			2020 Q3			2020 Q4		
			Recoveries	Cum. Recoveries	Loss	Recoveries	Cum. Recoveries	Loss	Recoveries	Cum. Recoveries	Loss	Recoveries	Cum. Recoveries	Loss	Recoveries	Cum. Recoveries	Loss
2019 4	68 697	2	33 036	33 036	35 661	27 080	60 116	8 581	-	60 116	8 581	-	60 116	8 581	-	60 116	8 581
2020 1	812 284	52				48 352	48 352	763 931	284 990	333 342	478 942	163 443	496 785	315 499	11 044	507 829	304 455
2020 2	1 178 994	72							74 640	74 640	1 104 354	457 374	532 014	646 979	140 180	672 195	506 799
2020 3	1 399 821	86										298 922	298 922	1 100 898	423 377	722 299	677 521
2020 4	946 697	56													53 832	53 832	892 865
2021 1	1 296 843	77															
2021 2	1 102 302	71															
2021 3	863 699	63															
2021 4	521 824	42															
2022 1	495 878	40															
2022 2	492 768	40															
2022 3	647 165	48															
2022 4	347 389	42															
2023 1	43 952	7															
2023 2	-	0															

Default Quarter	Default Amount	Recovery Quarter No Of Loans	2021 Q1			2021 Q2			2021 Q3			2021 Q4			2022 Q1		
			Recoveries	Cum. Recoveries	Loss	Recoveries	Cum. Recoveries	Loss	Recoveries	Cum. Recoveries	Loss	Recoveries	Cum. Recoveries	Loss	Recoveries	Cum. Recoveries	Loss
2019 4	68 697	2	-	60 116	8 581	-	60 116	8 581	-	60 116	8 581	4 846	64 962	3 735	-	64 962	3 735
2020 1	812 284	52	24 232	532 060	280 223	11 966	544 026	268 257	29 889	573 915	238 369	106 834	680 749	131 535	11 285	692 033	120 250
2020 2	1 178 994	72	10 792	682 987	496 007	9 982	692 968	486 025	50 943	743 912	435 082	174 614	918 525	260 469	2 289	920 814	258 180
2020 3	1 399 821	86	113 474	835 773	564 047	121 487	957 260	442 561	63 564	1 020 824	378 996	197 216	1 218 040	181 781	1 612	1 219 652	180 169
2020 4	946 697	56	213 175	267 008	679 689	147 450	414 457	532 240	150 331	564 789	381 908	113 982	678 771	267 926	40 463	719 234	227 463
2021 1	1 296 843	77	40 498	40 498	1 256 344	223 948	264 446	1 032 397	199 533	463 979	832 864	314 935	778 913	517 929	52 085	830 998	465 845
2021 2	1 102 302	71				39 286	39 286	1 063 016	236 692	275 978	826 323	429 664	705 642	396 659	92 944	798 586	303 715
2021 3	863 699	63							10 167	10 167	853 533	264 083	274 250	589 449	177 607	451 858	411 842
2021 4	521 824	42										24 938	24 938	496 886	107 277	132 215	389 609
2022 1	495 878	40												100 515	100 515	395 363	
2022 2	492 768	40															
2022 3	647 165	48															
2022 4	347 389	42															
2023 1	236 114	33															
2023 2	-	0															

Default Quarter	Default Amount	Recovery Quarter No Of Loans	2022 Q2			2022 Q3			2022 Q4			2023 Q1			2023 Q2		
			Recoveries	Cum. Recoveries	Loss	Recoveries	Cum. Recoveries	Loss	Recoveries	Cum. Recoveries	Loss	Recoveries	Cum. Recoveries	Loss	Recoveries	Cum. Recoveries	Loss
2019 4	68 697	2	-	64 962	3 735	-	64 962	3 735	-	64 962	3 735	-	64 962	3 735	-	64 962	3 735
2020 1	812 284	52	3 765	695 798	116 486	1 062	696 860	115 423	693	697 554	114 730	946	698 499	113 784			
2020 2	1 178 994	72	17 462	938 276	240 718	4 214	942 490	236 504	16 212	958 702	220 292	2 144	960 846	218 148			
2020 3	1 399 821	86	13 432	1 233 083	166 737	3 692	1 236 775	163 045	131	1 236 907	162 914	478	1 237 385	162 436			
2020 4	946 697	56	11 810	731 044	215 653	55 487	786 530	160 167	3 032	789 562	157 135	2 230	791 792	154 905			
2021 1	1 296 843	77	94 530	925 528	371 315	42 494	968 021	328 821	18 267	986 289	310 554	9 975	996 264	300 579			
2021 2	1 102 302	71	57 847	856 434	245 868	43 828	900 262	202 040	6 162	906 424	195 878	15 699	922 123	180 179			
2021 3	863 699	63	80 417	532 274	331 425	38 215	570 489	293 210	25 217	595 706	267 993	28 486	624 193	239 507			
2021 4	521 824	42	122 023	254 238	267 586	63 403	317 640	204 184	25 065	342 706	179 119	7 257	349 962	171 862			
2022 1	495 878	40	90 522	191 036	304 841	82 926	273 962	221 915	89 748	363 710	132 167	14 128	377 838	118 039			
2022 2	492 768	40	30 614	30 614	462 155	86 697	117 311	375 457	104 494	221 805	270 963	183 134	404 939	87 829			
2022 3	647 165	48				65 246	65 246	581 920	167 338	232 584	414 581	121 179	353 763	293 403			
2022 4	347 389	42							33 547	33 547	313 843	138 009	171 556	175 834			
2023 1	43 952	7										66 090	66 090	22 138			
2023 2	-	0															

SCF RAHOITUSPALVELUT VIII DAC
Monthly Investor Report

28. Priority of Payments - Revenue



Reporting Date	27.04.2023
Payment date	25.04.2023
Period No	41
Monthly Period	01.03.2023
Interest Period	from 27.03.2023 to 25.04.2023 = 29 days

Purchaser Priority of Payments - Revenue

Purchaser Available Revenue Receipts	+	568 753,30	EUR
Senior Expenses	-	1 700,00	EUR
Servicing Fee	-	40 956,17	EUR
Credit the Issuer for the Issuer Swap Interest Amount	-	19 278,19	EUR
Tranche A Loan Interest to Issuer	-	-	EUR
Credit the Issuer for Class A Principal Deficiency Sub-Ledger Amount	-	-	EUR
Tranche B Loan Interest to Issuer	-	-	EUR
Credit the Issuer the amount for the Reserve Account	-	-	EUR
Credit the Issuer for Class B Principal Deficiency Sub-Ledger Amount	-	-	EUR
Tranche C Loan Interest to Issuer	-	2 081,00	EUR
Credit the Issuer for Class C Principal Deficiency Sub-Ledger Amount	-	-	EUR
Tranche D Loan Interest to Issuer	-	22 293,00	EUR
Credit the Issuer for Class D Principal Deficiency Sub-Ledger Amount	-	97 817,33	EUR
Credit the Issuer for Interest and principal due to Issuer Subordinated Loan Provider	-	3 272,62	EUR
Credit the Issuer for Swap subordinated Amounts due	-	-	EUR
Interest and principal due to Purchaser Subordinated Loan Provider	-	318,36	EUR
Deferred Purchase Price to Seller		381 036,63	EUR

Issuer Priority of Payments - Revenue

Issuer Available Revenue Receipts	+	431 109,05	EUR
Senior Expenses	-	850,00	EUR
Issuer Swap Interest Amount	-	19 278,19	EUR
Interest Class A Notes	-	247 227,00	EUR
Credit the Class A Principal Deficiency Sub-Ledger	-	-	EUR
Interest Class B Notes	-	27 395,00	EUR
Credit the Reserve Account up to the required Liquidity Reserve Amount	-	-	EUR
Credit the Class B Principal Deficiency Sub-Ledger	-	-	EUR
Interest Class C Notes	-	2 081,00	EUR
Credit the Class C Principal Deficiency Sub-Ledger	-	-	EUR
Interest Class D Notes	-	22 293,00	EUR
Credit the Class D Principal Deficiency Sub-Ledger	-	97 817,33	EUR
Interest and principal due to Issuer Subordinated Loan Provider	-	3 272,62	EUR
Swap subordinated Amounts due	-	-	EUR
Pay the balance to the Purchaser to be applied in accordance with the Purchaser Revenue Priority of Payment		10 894,91	EUR

SCF RAHOITUSPALVELUT VIII DAC
Monthly Investor Report

29. Priority of Payments - Redemption

Reporting Date	27.04.2023
Payment date	25.04.2023
Period No	41
Monthly Period	01.03.2023
Interest Period	from 27.03.2023 to 25.04.2023 = 29 days



Purchaser Priority of Payments - Redemption

Purchaser Available Redemption Receipts	+	6 478 744,88	EUR
Payable to Issuer for the Senior Expenses Deficit	-	-	EUR
Principal Payments on Loan to Issuer	-	6 478 744,88	EUR
<hr/>			
Payment to Purchaser as Purchaser Available Revenue Receipts	-	-	EUR

Issuer Priority of Payments - Redemption

Issuer Available Redemption Receipts	+	6 576 562,21	EUR
Current period Principal Addition Amounts for Senior Expenses Deficit	-	-	EUR
<u>Prior to a Pro Rata trigger Event</u>			
Principal Payments on Class A Notes	-	-	EUR
<u>On or after the occurrence of a Pro Rata trigger Event/ Before Sequential Payment Trigger Event</u>			
<i>To pay pari passu and on a pro rata basis</i>			
(i) Principal Payments on Class A Notes	-	5 509 758,46	EUR
(ii) Principal Payments on Class B Notes	-	605 483,21	EUR
(iii) Principal Payments on Class C Notes	-	115 330,13	EUR
(iiii) Principal Payments on Class D Notes	-	345 990,41	EUR
<hr/>			
Payment to Issuer as Issuer Available Revenue Receipts	-	-	EUR

Issuer Priority of Payments - Revenue (p)

Pay the balance to the Purchaser to be applied in accordance with the Purchaser Revenue Priority of Payment	10 894,91	EUR
---	-----------	-----

Purchaser Priority of Payments - Revenue (r)

Payment of residual fund as Deferred Purchase Price to Seller	381 036,63	EUR
---	------------	-----

SCF RAHOITUSPALVELUT VIII DAC**Monthly Investor Report****30. Transaction Costs**

Reporting Date	27.04.2023
Payment date	25.04.2023
Period No	41
Monthly Period	01.03.2023
Interest Period	from 27.03.2023 to 25.04.2023 = 29 days



Transaction Costs	Currency	All Notes	Class A	Class B	Class C	Class D
Senior Expenses	EUR	1 700,00				
Interest accrued for the Period	EUR	298 996,00	247 227,00	27 395,00	2 081,00	22 293,00
Cumulative Interest accrued	EUR	7 319 050,00	3 699 516,00	381 069,00	276 451,00	2 962 014,00
Interest Payments	EUR	298 996,00	247 227,00	27 395,00	2 081,00	22 293,00
Cumulative Interest Payments	EUR	7 319 050,00	3 699 516,00	381 069,00	276 451,00	2 962 014,00
Interest accrued on Subordinated Loan for the Period	EUR	3 272,62				
Cumulative Interest accrued on Subordinated Loan	EUR	52 143,90				
Interest Payments on Subordinated Loan	EUR	3 272,62				
Cumulative Interest Payments on Subordinated Loan	EUR	52 143,90				
Unpaid Interest for the Period	EUR	-				
Cumulative Unpaid Interest	EUR	-				

SCF RAHOITUSPALVELUT VIII DAC
Monthly Investor Report

31. Swap Overview

Reporting Date	27.04.2023	
Payment date	25.04.2023	
Period No	41	
Monthly Period	01.03.2023	
Interest Period	from 27.03.2023	to 25.04.2023 = 29 days



Class A Swap details

Kimi 8 | Front Swap

Party A	ING Bank N.V.
Party B	SCF Rahoituspalvelut VIII DAC
Class A Notes	85 203 420
Interest Period Start	27.03.2023
Interest Period End	25.04.2023
Interest Days	29
Settlement Date	25.04.2023
Party A Floating Interest Rate	3,602 %
Party A Floating Rate Day Count Fraction	0,08
Party A Interest Amount	EUR 247 227,19
Party B Fixed Rate	0,2506 %
Party B Fixed Rate Day Count Fraction	0,08
Party B Interest Amount	EUR 17 200,20

Class B Swap details

Kimi 8 | Front Swap

Party A	ING Bank N.V.
Party B	SCF Rahoituspalvelut VIII DAC
Class B Notes	9 363 249
Interest Period Start	27.03.2023
Interest Period End	25.04.2023
Interest Days	29
Settlement Date	25.04.2023
Party A Floating Interest Rate	3,632 %
Party A Floating Rate Day Count Fraction	0,08
Party A Interest Amount	EUR 27 394,79
Party B Fixed Rate	0,2755 %
Party B Fixed Rate Day Count Fraction	0,08
Party B Interest Amount	EUR 2 077,99

SCF RAHOITUSPALVELUT VIII DAC
Monthly Investor Report

32. Contact Details



Santander Consumer Bank AS

Financial Markets

Morten Christopher Freberg Holme
Kjetil Amundstad
Anders Bruun-Olsen

+47 92 82 38 33
+47 48 17 10 04
+47 21 08 37 70

morten.holme@santanderconsumer.no
kjetil.amundstad@santanderconsumer.no
anders.bruun.olsen@santanderconsumer.no

Risk

Isak Nygaardsmoen Riksheim
Kyrre Skram
Olav Furuseth

+47 40 62 65 84
+ 47 90 80 28 86
+47 91 15 20 08

isak.nygaardsmoen.riksheim@santanderconsumer.no
kyrre.skram@santanderconsumer.no
olav.furuseth@santanderconsumer.no

Reporting Date	27.04.2023
Payment date	25.04.2023
Period No	41
Monthly Period	01.03.2023
Interest Period	from 27.03.2023 to 25.04.2023 = 29 days