

SCF RAHOITUSPALVELUT KIMI VI DAC
Monthly Investor Report

Cover Sheet Monthly Investor Report



Reporting Date	27.11.2019				
Payment date	25.11.2019			Following payment dates:	27.12.2019
Period No	24				27.01.2020
Monthly Period		okt.19			
Interest Period	from	25.10.2019	to	25.11.2019	= 31 days
Cut-Off date		31.10.2019			

Index	Page
1 Portfolio Information	1
2 Amount Due for Distribution	2
3 Reserve Accounts	3
4 Performance Data	4
5 Outstanding Notes	5
6 Counterparty Ratings, Trigger Levels and Consequences	6
7 a Original Principal Balance	7
7 b Original PB (Graph)	8
8 a Outstanding principal Balance	9
8 b Outstanding PB (Graph)	10
9 a Geographical Distribution	11
9 b Geographical (Graph)	12
10 a Interest Rate	13
10 b Interest Rate (Graph)	14
11 a Remaining Terms	15
11 b Remaining Terms (Graph)	16
12 a Seasoning	17
12 b Seasoning (Graph)	18
13 a Balloon loans as % of other loans	19
13 b Balloon loans as % of other loans (Graph)	20
14 a Loans per borrower	21
14 b Loans per borrower (Graph)	22
15 a Amortization Profile	23
15 b Amortization Profile (Graph)	24
16 a Payment Holidays	25
16 b Payment Holidays (Graph)	26
17 a Downpayment	27
17 b Downpayment (Graph)	28
18 a Vehicle Condition	29
18 b Vehicle Condition (Graph)	30
19 a Borrower Type	31
19 b Borrower Type (Graph)	32
20 a Vehicle Type	33
20 b Vehicle Type (Graph)	34
21 a Restructured Loans	35
21 b Restructured Loans (Graph)	36
22 Dynamic Interest Rate	37
23 Dynamic Pre-Payment	38
24 Dynamic Delinquency	39
25 Defaults, Recoveries and Losses by Quarter of Default	40
26 Priority of Payments Pre-Enforcement	41
27 Transaction Costs	42
28 Contact Details	43

SCF RAHOITUSPALVELUT KIMI VI DAC
Monthly Investor Report

1. Portfolio Information



Reporting Date	27.11.2019	
Payment date	25.11.2019	
Period No	24	
Monthly Period	okt.19	
Interest Period	from 25.10.2019	to 25.11.2019 = 31 days

	Current Period	
	Aggregated Outstanding	
	Principal Amount	
Outstanding receivables		
Opening balance	222 879 839,19	EUR
Scheduled Loan Principal Repayments	6 508 695,89	EUR
Prepayments	7 752 162,26	EUR
Deemed Collections - Other	-	EUR
Total Principal Payments Received	14 260 858,15	EUR
New Defaulted Auto Loans in Period	216 543,96	EUR
Closing Balance	208 402 437,08	EUR
Total revenue collections		
Revenue and fees received on loan balances	790 614,61	EUR
Recoveries on loans in default	209 321,89	EUR
Total Revenue Received in Period	999 936,50	EUR
# Loans		
At beginning of period	21 626	Loans
Paid in Full	925	Loans
Repurchased (Deemed Collections)	-	Loans
New loans into default	20	Loans
At end of period	20 681	Loans

SCF RAHOITUSPALVELUT KIMI VI DAC
Monthly Investor Report

2. Amount Due for Distribution



Reporting Date	27.11.2019
Payment date	25.11.2019
Period No	24
Monthly Period	okt.19
Interest Period	from 25.10.2019 to 25.11.2019 = 31 days

Purchaser Available Distribution Amount

Current Period

a. Collections (Principal, interest, and fee etc)	15 256 062 EUR
b. Stamp Duty, Taxes, Liabilities etc. Paid by the Seller to the Purchaser	0 EUR
c. Default, Interest, Indemnities etc Paid by the Seller to the Purchaser	0 EUR
d. Other amounts Paid by the Seller to the Purchaser	0 EUR
e. Interest Earned by the Purchaser	0 EUR
f. Other amounts received by the purchaser	0 EUR
Total Amount for Purchaser Available Distribution Amount	15 256 062 EUR

Issuer Available Distribution Amount

a. Amounts due to Issuer from Purchaser under the Loan Agreement	15 162 986 EUR
b. Reserve Fund	1 030 856 EUR
c. Interest Earned by the Issuer	0 EUR
d. Other amounts received by the issuer	0 EUR
Total Amount for Issuer Available Distribution Amount	16 193 841 EUR

SCF RAHOITUSPALVELUT KIMI VI DAC
Monthly Investor Report

3. Reserve Accounts



Reporting Date	27.11.2019
Payment date	25.11.2019
Period No	24
Monthly Period	okt.19
Interest Period	from 25.10.2019 to 25.11.2019 = 31 days

Note Balance

Beginning of Period	222 879 839,19 EUR
End of Period	208 402 437,08 EUR

Reserve Fund

	in %	
Beginning of Period	0,0 %	- EUR
Cash Outflow		- EUR
Cash Inflow		- EUR
End of Period	0,0 %	- EUR
Required Reserve Amount	0,0 %	- EUR

Liquidity Balance

Beginning of Period	0,5 %	1 030 855,60 EUR
Cash Outflow		1 030 855,60 EUR
Cash Inflow		952 050,00 EUR
End of Period	0,4 %	952 050,00 EUR
Required Reserve Amount	0,4 %	952 050,00 EUR

Servicer Advance Reserve Fund

Beginning of Period	100 000,00 EUR
Cash Outflow	- EUR
Cash Inflow	- EUR
End of Period	100 000,00 EUR
Required Reserve Amount	100 000,00 EUR

Set-off from Deposits

No borrowers whose loans were sold to SCF Rahoituspalvelut KIMI VI DAC held deposits with Santander Consumer Finance OY. The risk of set-off from deposits is therefore zero.

We hereby confirm that the Seller confirms its ongoing retention of a net economic interest of at least 5% in accordance with Article 405 of the CRR and Article 51 of the AIFMR

SCF RAHOITUSPALVELUT KIMI VI DAC
Monthly Investor Report

4. Performance Data



Reporting Date	27.11.2019	
Payment date	25.11.2019	
Period No	24	
Monthly Period	okt.19	
Interest Period	from 25.10.2019	to 25.11.2019 = 31 days

Asset Balance

Beginning of Period	222 879 839,19	EUR
End of Period	208 402 437,08	EUR

Portfolio Performance:

	EUR	%	# loans
Performing Receivables:			
Current	192 447 523,36	92,34 %	19 214
1-29 days past due	12 329 349,16	5,92 %	1 150

Delinquent Receivables:

30-59 days past due	2 139 731,82	1,03 %	204
60-89 days past due	634 619,79	0,30 %	56
90-119 days past due	420 212,06	0,20 %	29
120-149 days past due	314 686,42	0,15 %	21
150-179 days past due	116 314,47	0,06 %	7
Total Performing and Delinquent	208 402 437	100,00 %	20 681

	EUR	%	# loans
Volkswagen vehicles	10 859 303	5,21 %	1 724

Current Period Defaults	216 543,96		20
Cumulative Defaults	6 609 772,88		487
Current Period Recoveries	209 321,89		
Cumulative Recoveries	4 274 274,62		

SCF RAHOITUSPALVELUT KIMI VI DAC
Monthly Investor Report

5. Outstanding Notes

Reporting Date	27.11.2019		
Payment date	25.11.2019		
Period No	24		
Monthly Period	okt.19		
Interest Period	from	25.10.2019	to 25.11.2019 = 31 days



1. Note Balance	All Notes	Class A	Class B
General Note Information			
ISIN Code		XS1696456711	XS1698606537
Currency		EUR	EUR
Initial Tranching	100 %	90,74 %	9,26 %
Legal Final Maturity Date		25.11.2026	25.11.2026
Rating (Fitch/Moody's)		AAA(sf) / Aaa(sf)	Unrated
Initial Notes Aggregate Principal Outstanding Balance	699 500 000,00	634 700 000,00	64 800 000,00
Initial Nominal per Note		100 000,00	100 000,00
Initial Number of Notes per Class	6995	6347	648
Current Note Information			
Class Principal Outstanding Opening Balance	222 879 839,19	158 079 839,19	64 800 000,00
Available Distribution Amount	16 193 841,43		
Amortisation	14 477 402,11		
Redemption per Class	14 477 402,11	14 477 402,11	-
Redemption per Note		2 280,98	-
Class Principal Outstanding Closing Balance	208 402 437,08	143 602 437,08	64 800 000,00
Current Tranching	100 %	68,91 %	31,09 %
Current Pool Factor		0,23	1,00

2. Payments to Investors per Note	All Notes	Class A	Class B
Interest rate Basis: 1-M EURIBOR / Spread			
Day Count Convention*		(Act/360)	(30/360)
Interest Days	31		
Principal Outstanding per Note Beginning of Period		24 906,23	100 000,00
>Principal Repayment per note		2 280,98	-
Principal Outstanding per Note End of Period		22 625,25	100 000,00
>Interest accrued for the period		-	125,00
Interest Payment	81 000,00	-	81 000,00
Interest Payment per Note		-	125,00

3. Credit Enhancements	All Notes	Class A	Class B
Initial total CE (Subordination, Reserve)		9,81 %	0,54 %
Current CE (incl. Excess Spread)		34,19 %	3,10 %
Current CE (excl. Excess Spread)		31,55 %	0,46 %

SCF RAHOITUSPALVELUT KIMI VI DAC
Monthly Investor Report

6. Counterparty Ratings, Trigger Levels and Consequences



Reporting Date 27.11.2019
 Payment date 25.11.2019
 Period No 24
 Monthly Period okt.19
 Interest Period : 25.10.2019 to 25.11.2019 = 31 days

Transaction Role		Counterparty		Rating Triggers								Trigger breached?	Summary of Contractual Requirements if Rating Trigger Breach	
				Short Term				Long Term						
				Fitch		Moody's		Fitch		Moody's				
Criteria	Current	Criteria	Current	Criteria	Current	Criteria	Current	Criteria	Current					
Issuer	SCF Rahoituspalvelut DAC		No rating		No rating		No rating		No rating		No rating		N/A	
Seller	Santander Consumer Finance Oy		No rating		No rating		No rating		No rating		No rating		N/A	
Servicer	Santander Consumer Finance Oy		No rating		No rating		No rating		No rating		No rating		N/A	
Servicer's Owner	Santander Consumer Finance	N/A	F2	N/A	P-1	BBB -	A-	Baa3	A2		No		Santander Consumer Finance, S.A. undertakes in the Servicing Agreement to act as Back-Up Servicer Facilitator, which will require it to (i) select within sixty (60) days a bank or financial institution meeting the requirements set out in the Servicing Agreement and willing to assume the duties of a successor servicer in the event that a Servicer Termination Notice is delivered, (ii) review the information provided to it by the Servicer under the Servicing Agreement, (iii) enter into appropriate data confidentiality provisions and (iv) notify the Servicer if it requires further assistance.	
Transaction Account Bank	BNP Paribas	F1	F1	P-1	P-1	A	A+	A3	Aa3		No		The Issuer and the Purchaser will procure with the assistance of the Servicer or another Santander entity (with the prior written consent of the Note Trustee) arrange for the transfer (within thirty (30) calendar days) of (i) in relation to the Issuer, the Issuer Secured Accounts and all of the funds standing to the credit of the Issuer Secured Accounts; and (ii) in relation to the Purchaser, the Purchaser Transaction Account and all funds standing to the credit of the Purchaser Transaction Account, in each case, to another bank which meets the Required Ratings.	
Swap Counterparty	RBC	Fitch First Rating Trigger Collateral.	F1	F1+	N/A	N/A	A	AA	N/A	N/A		No	If the Swap Counterparty (or its guarantor) ceases to have the Fitch First Trigger Required Rating, it (i) will post collateral on each Business Day for its obligations in accordance with the provisions of the Credit Support Annex; or (ii) may, within fourteen (14) calendar days, (a) obtain a guarantee of its obligations under the Swap Agreement from a third party with the Required Ratings; or (b) transfer all of its rights and obligations under the Swap Agreement to a third party with the Required Ratings.	
	RBC	Fitch Second Rating Trigger Collateral.	F3	F1+	N/A	N/A	BBB-	AA	N/A	N/A		No	If the Swap Counterparty (or its guarantor) ceases to have the Fitch Second Trigger Required Rating, it (i) will within fourteen (14) calendar days post collateral on each Business Day for its obligations in accordance with the provisions of the Credit Support Annex; and (ii) will, within thirty (30) calendar days, (a) obtain a guarantee of its obligations under the Swap Agreement from a third party with the Required Ratings; or (b) transfer all of its rights and obligations under the Swap Agreement to a third party with the Required Ratings.	
Swap Counterparty	RBC	Moody's Qualifying Collateral Trigger Rating	N/A	N/A	N/A	P-1	N/A	N/A	A3	A2		No	If the Swap Counterparty (or its guarantor) ceases to have the Moody's Qualifying Collateral Trigger Rating, it will post collateral in accordance with the provisions of the Credit Support Annex, within thirty (30) Business Days.	
	RBC	Moody's Qualifying Transfer Trigger Rating	N/A	N/A	N/A	P-1	N/A	N/A	Baa3	A2		No	If the Swap Counterparty (or its guarantor) ceases to have the Moody's Qualifying Collateral Trigger Rating, it (i) will post collateral for its obligations in accordance with the provisions of the Credit Support Annex; and (ii) will, within thirty (30) Business Days, (a) obtain a guarantee of its obligations under the Swap Agreement from a third party with the Required Ratings; (b) transfer all of its rights and obligations under the Swap Agreement to a third party with the Required Ratings; or (c) take any such further action (confirmed by Moody's) to maintain the then current rating of the Class A Notes.	
Collections Account Bank	Skandinaviska Enskilda Banken	F1	F1+	P-1	P-1	A	AA-	A3	Aa2		No		The Servicer will (with the prior written consent of the Note Trustee) use reasonable endeavours to arrange for the transfer (within thirty (30) calendar days) of the Issuer Collections Account and all of the funds standing to the credit of the Issuer Collections Account to another bank which meets the Required Ratings.	

SCF RAHOITUSPALVELUT KIMI VI DAC
Monthly Investor Report

7.a Original Portfolio Principal Balance

Reporting Date	27.11.2019				
Payment date	25.11.2019				
Period No	24				
Monthly Period	okt.19				
Interest Period	from	25.10.2019	to	25.11.2019	= 31 days



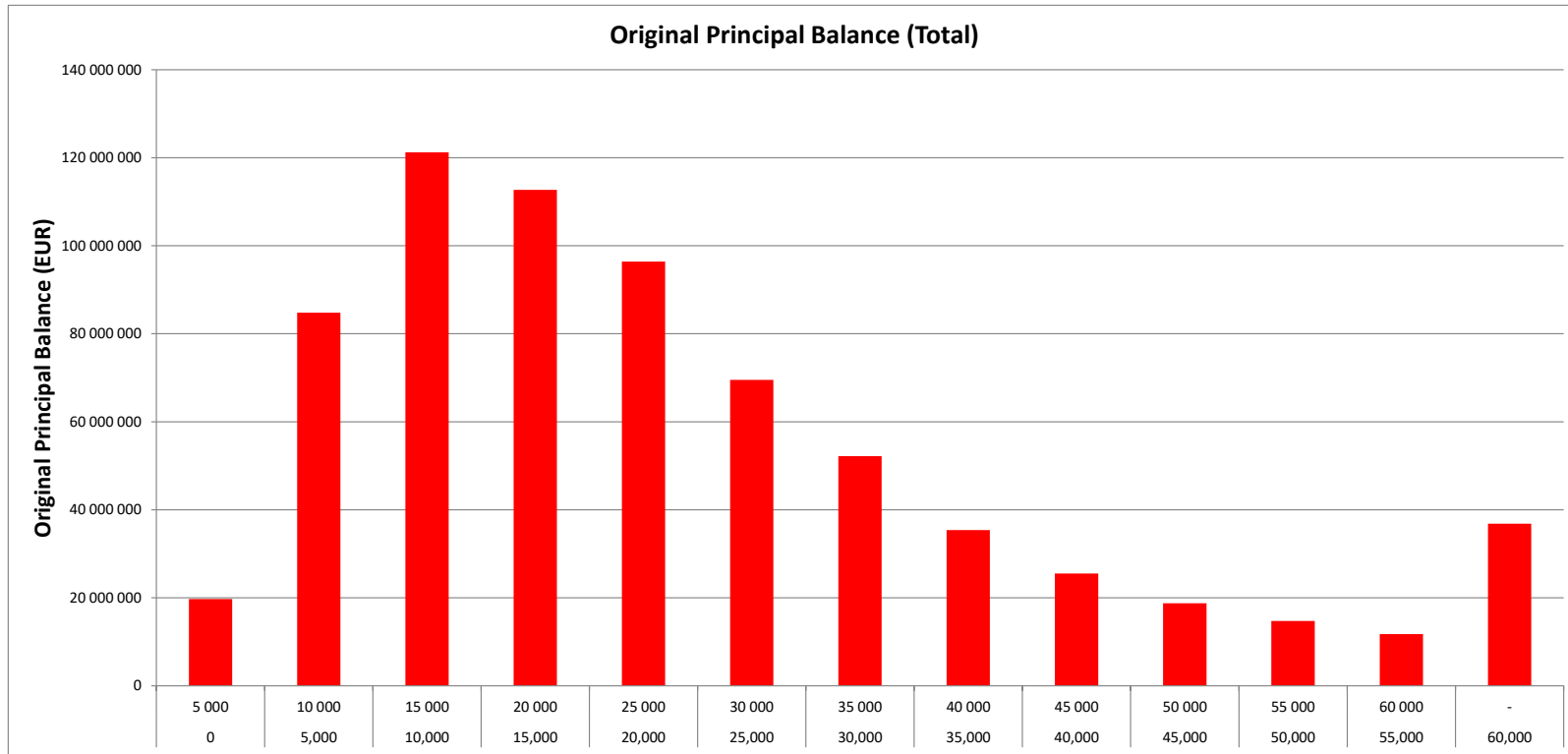
Average amount - all: 15 669

	TOTAL						
	Min	Max	No	Original balance	%	WA months to maturity	WA seasoning
Original balance	0	5 000	5 747	19 694 249	2,8 %	27,2	7,7
	5 000	10 000	11 247	84 798 827	12,1 %	42,4	7,2
	10 000	15 000	9 761	121 231 426	17,3 %	48,2	6,8
	15 000	20 000	6 506	112 695 322	16,1 %	50,1	6,5
	20 000	25 000	4 319	96 397 074	13,8 %	50,4	6,6
	25 000	30 000	2 547	69 510 668	9,9 %	50,6	6,5
	30 000	35 000	1 614	52 187 299	7,5 %	50,7	6,3
	35 000	40 000	949	35 372 223	5,1 %	51,2	6,0
	40 000	45 000	602	25 516 433	3,6 %	50,8	6,3
	45 000	50 000	396	18 779 435	2,7 %	51,2	5,9
	50 000	55 000	282	14 734 799	2,1 %	51,8	5,8
	55 000	60 000	205	11 746 958	1,7 %	52,1	5,4
	60 000	-	466	36 826 844	5,3 %	51,1	5,7
	Total		44 641	699 491 556	100 %	48,49	6,6

SCF RAHOITUSPALVELUT KIMI VI DAC
Monthly Investor Report

7.b Original Principal Balance Graph

Reporting Date	27.11.2019	
Payment date	25.11.2019	
Period No	24	
Monthly Period	okt.19	
Interest Period	from 25.10.2019	to 25.11.2019 = 31 days



SCF RAHOITUSPALVELUT KIMI VI DAC
Monthly Investor Report

8.a Outstanding Principal Balance



Average amount - all: 10 077

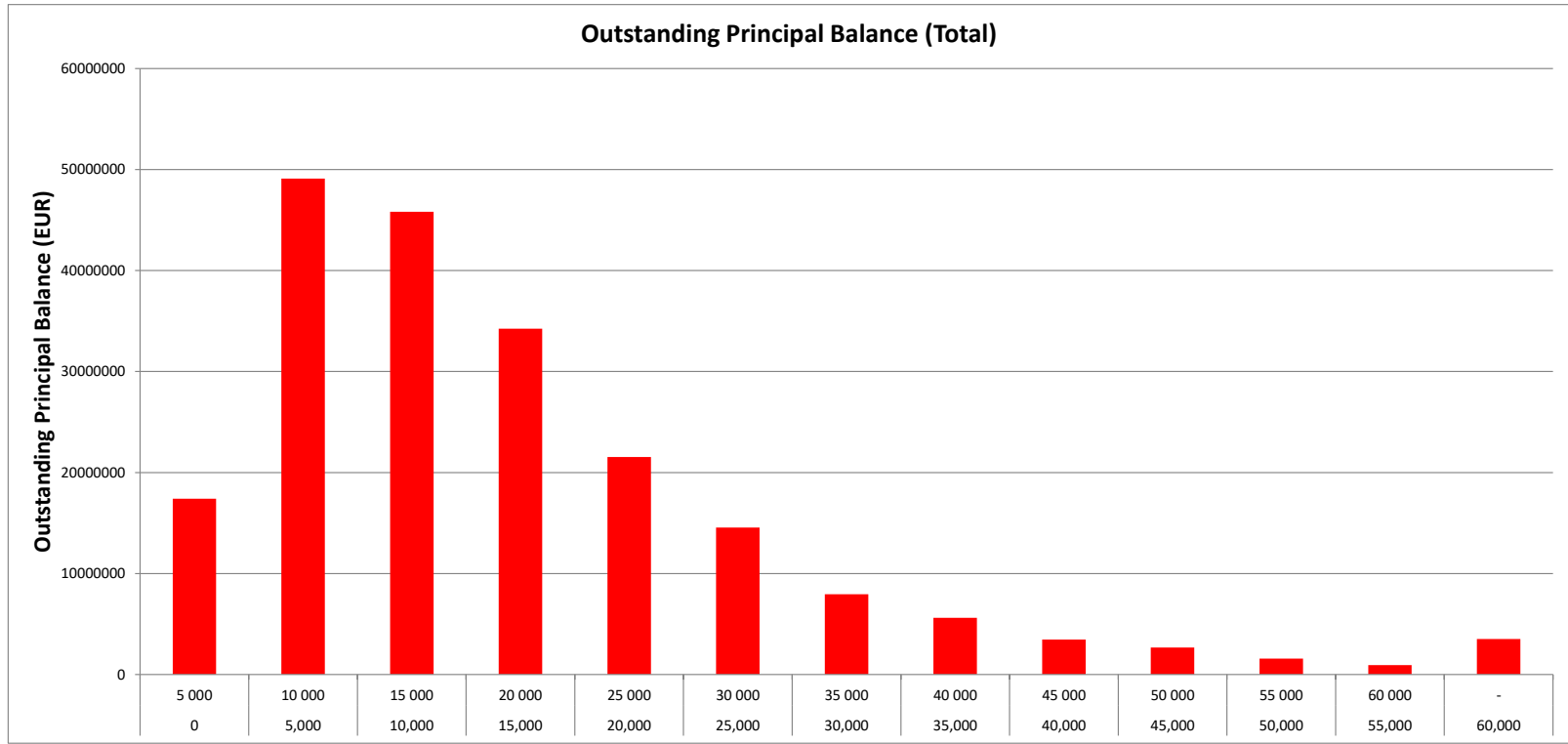
Reporting Date	27.11.2019	
Payment date	25.11.2019	
Period No	24	
Monthly Period	okt.19	
Interest Period	from 25.10.2019	to 25.11.2019 = 31 days

	TOTAL						
	Min	Max	No	Outstanding balance	%	WA months to maturity	WA seasoning
Outstanding balance		0 5 000	6 094	17 400 375,59	8,3 %	19,9	31,9
		5 000 10 000	6 730	49 112 641,52	23,6 %	27,2	31,3
		10 000 15 000	3 739	45 828 821,57	22,0 %	28,5	31,0
		15 000 20 000	1 986	34 237 258,01	16,4 %	28,8	30,9
		20 000 25 000	965	21 539 007,60	10,3 %	28,5	30,9
		25 000 30 000	538	14 560 617,59	7,0 %	29,2	30,6
		30 000 35 000	247	7 951 014,79	3,8 %	29,4	30,5
		35 000 40 000	151	5 623 955,49	2,7 %	28,8	30,3
		40 000 45 000	82	3 462 375,37	1,7 %	30,1	29,7
		45 000 50 000	56	2 669 764,04	1,3 %	28,7	31,4
		50 000 55 000	30	1 582 630,19	0,8 %	27,8	30,8
		55 000 60 000	16	925 819,95	0,4 %	29,4	28,5
		60 000 -	47	3 508 155,37	1,7 %	29,8	29,8
		Total	20 681	208 402 437	100 %		

SCF RAHOITUSPALVELUT KIMI VI DAC
 Monthly Investor Report

8.b Outstanding Principal Balance Graph

Reporting Date	27.11.2019	
Payment date	25.11.2019	
Period No	24	
Monthly Period	okt.19	
Interest Period	from 25.10.2019	to 25.11.2019 = 31 days



SCF RAHOITUSPALVELUT KIMI VI DAC
Monthly Investor Report

9.a Geographical Distribution



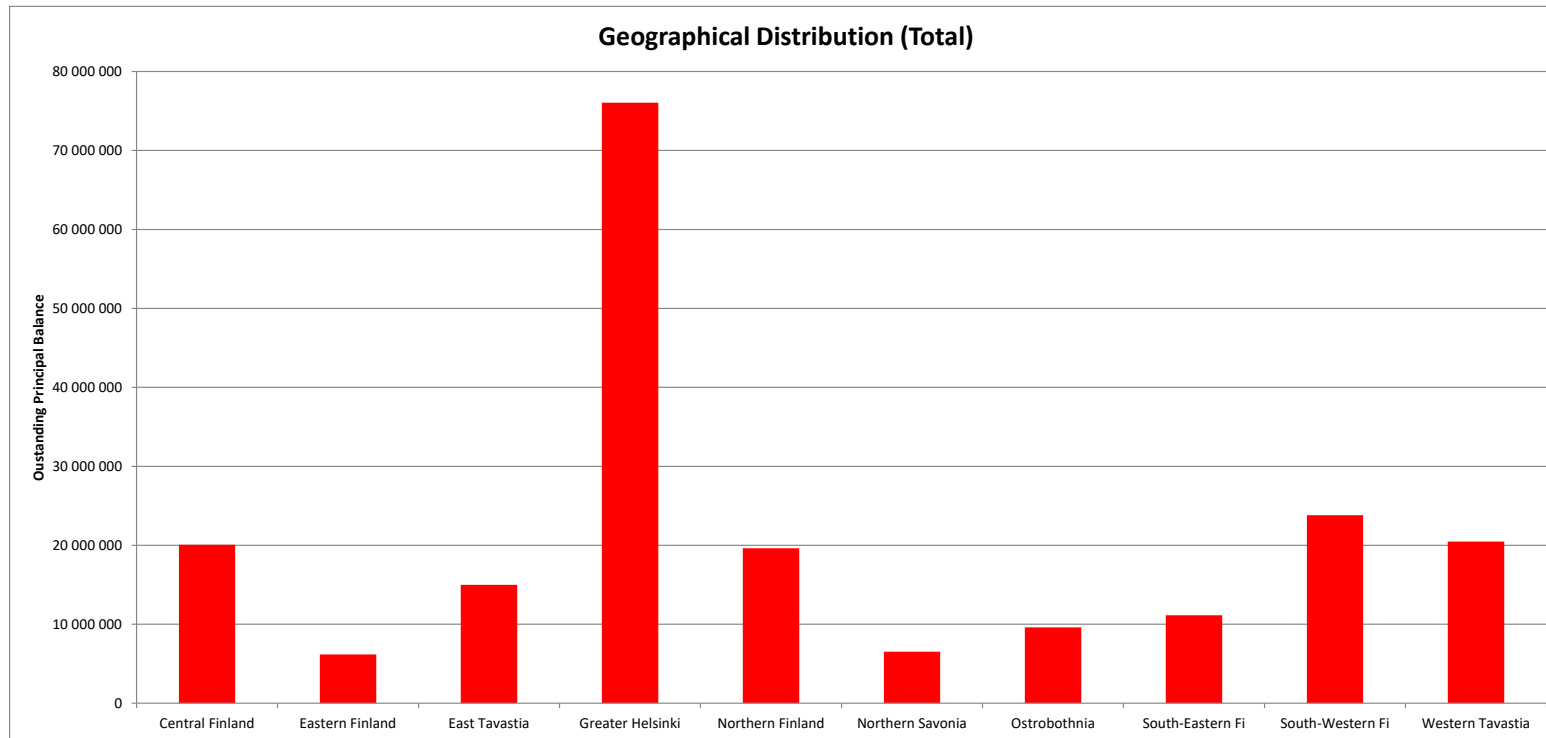
Reporting Date	27.11.2019	
Payment date	25.11.2019	
Period No	24	
Monthly Period	okt.19	
Interest Period	from 25.10.2019	to 25.11.2019 = 31 days

TOTAL						
District	No	Outstanding balance	% of Outstanding balance	WA months to ma	WA seasoning	
Central Finland	2 188	20 062 086	9,63 %	27,5		31,1
Eastern Finland	646	6 173 550	2,96 %	27,5		30,8
East Tavastia	1 510	14 997 173	7,20 %	27,8		30,8
Greater Helsinki	6 950	76 056 298	36,49 %	27,6		31,0
Northern Finland	1 956	19 612 692	9,41 %	28,0		30,9
Northern Savonia	736	6 519 939	3,13 %	27,5		30,9
Ostrobothnia	1 206	9 594 151	4,60 %	27,0		31,0
South-Eastern Fi	1 156	11 132 071	5,34 %	27,6		31,2
South-Western Fi	2 346	23 796 534	11,42 %	28,0		31,0
Western Tavastia	1 987	20 457 992	9,82 %	27,9		30,9
Total	20 681	208 402 437	100 %			

SCF RAHOITUSPALVELUT KIMI VI DAC
Monthly Investor Report

9.b Geographical Distribution Graph

Reporting Date	27.11.2019	
Payment date	25.11.2019	
Period No	24	
Monthly Period	okt.19	
Interest Period	from	25.10.2019 to 25.11.2019 = 31 days



SCF RAHOITUSPALVELUT KIMI VI DAC
Monthly Investor Report

10.a Interest Rate

Reporting Date	27.11.2019	
Payment date	25.11.2019	
Period No	24	
Monthly Period	okt.19	
Interest Period	from 25.10.2019	to 25.11.2019 = 31 days

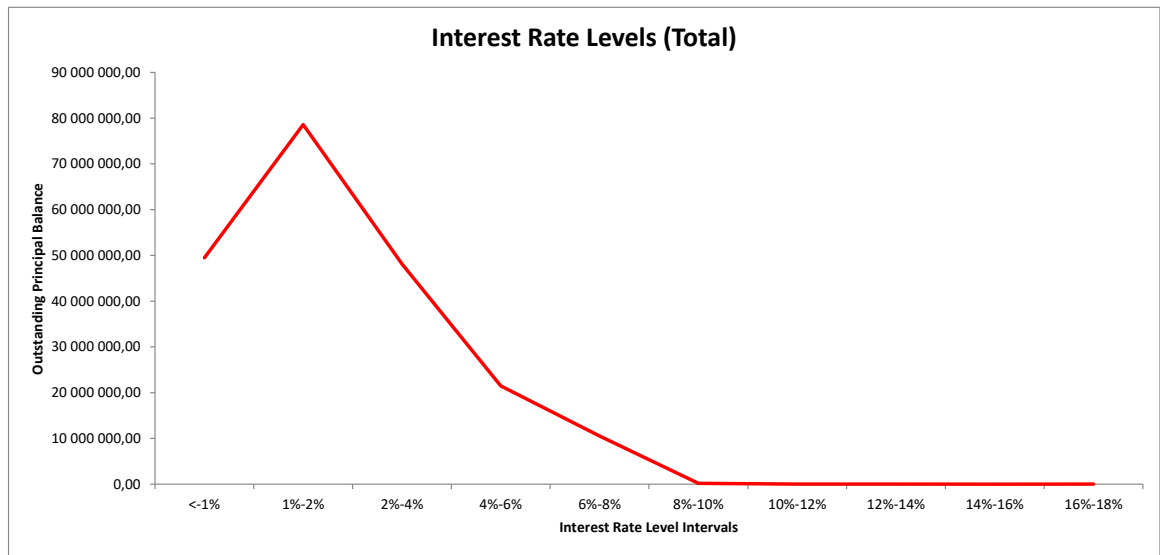


TOTAL							
Min (>=)	Max (<)	No	Outstanding balance	% of total Outstanding balance	WA months to maturity	WA seasoning	
0		1	4098	49 500 086	23,75 %	27,9	31,1
1		2	6647	78 586 575	37,71 %	28,0	30,8
2		4	4807	48 143 786	23,10 %	27,6	31,1
4		6	3173	21 467 700	10,30 %	26,8	31,2
6		8	1913	10 511 567	5,04 %	26,9	30,7
8		10	38	168 763	0,08 %	27,9	29,2
10		12	2	10 104	0,00 %	29,7	28,5
12		14	2	9 191	0,00 %	26,7	28,0
14		16	0	-	0,00 %	0,0	0,0
16		18	1	4 665	0,00 %	15,0	29,0
18		20					
Total		20 681		208 402 437	100 %		

SCF RAHOITUSPALVELUT KIMI VI DAC
Monthly Investor Report

10.b Interest Rate

Reporting Date	27.11.2019	
Payment date	25.11.2019	
Period No	24	
Monthly Period	okt.19	
Interest Period	from	25.10.2019
	to	25.11.2019
	=	31 days



SCF RAHOITUSPALVELUT KIMI VI DAC
Monthly Investor Report

11.a Remaining Terms



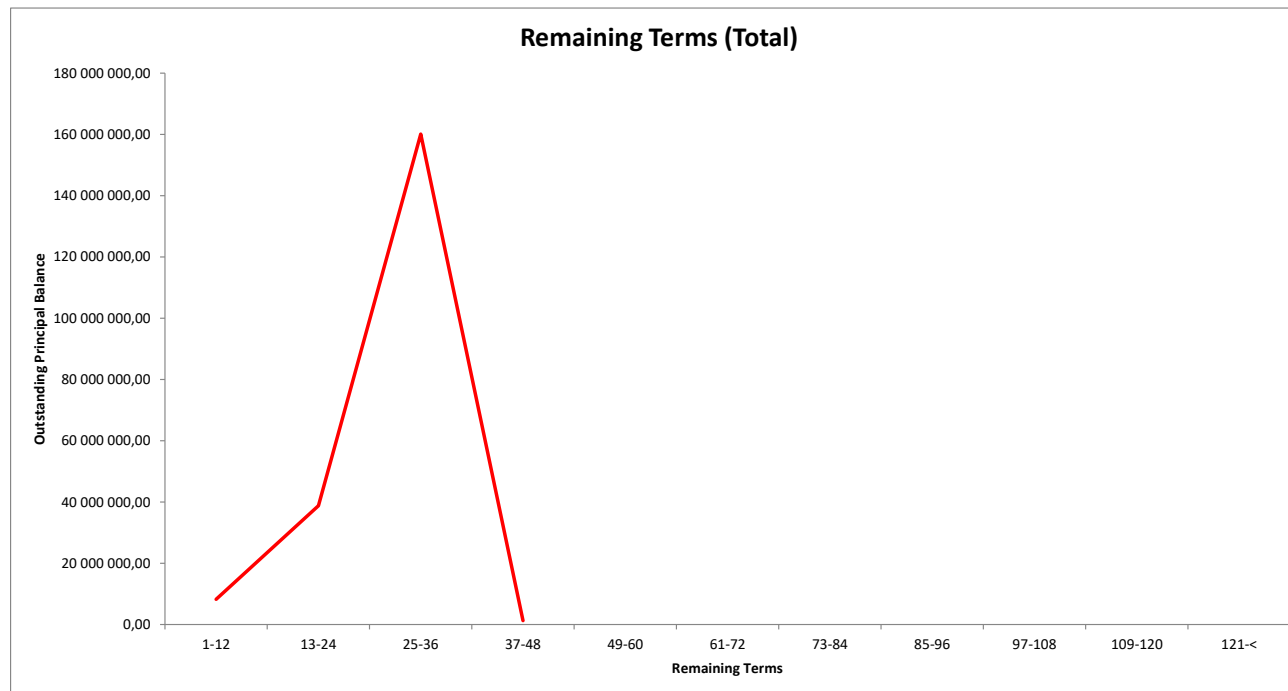
Reporting Date	27.11.2019	
Payment date	25.11.2019	
Period No	24	
Monthly Period	okt.19	
Interest Period	from 25.10.2019	to 25.11.2019 = 31 days

		TOTAL						
Months to maturity	Min	Max	No	Outstanding balance	%	WA months to maturity	WA seasoning	
	0		0	26	8 058	0,00 %	0,0	38,3
	1		12	2 821	8 230 769	3,95 %	8,1	33,4
	13		24	4 933	38 795 339	18,62 %	21,2	34,7
	25		36	12 813	160 098 889	76,82 %	30,2	30,0
	37		48	88	1 269 382	0,61 %	37,4	27,0
	49		60					
	61		72					
	73		84					
	85		96					
	97		108					
	109		120					
	121		-					
Total			20 681	208 402 437	100 %			

SCF RAHOITUSPALVELUT KIMI VI DAC
Monthly Investor Report

11.b Remaining Terms

Reporting Date	27.11.2019				
Payment date	25.11.2019				
Period No	24				
Monthly Period	okt.19				
Interest Period	from	25.10.2019	to	25.11.2019	= 31 days



SCF RAHOITUSPALVELUT KIMI VI DAC
Monthly Investor Report

12.a Seasoning



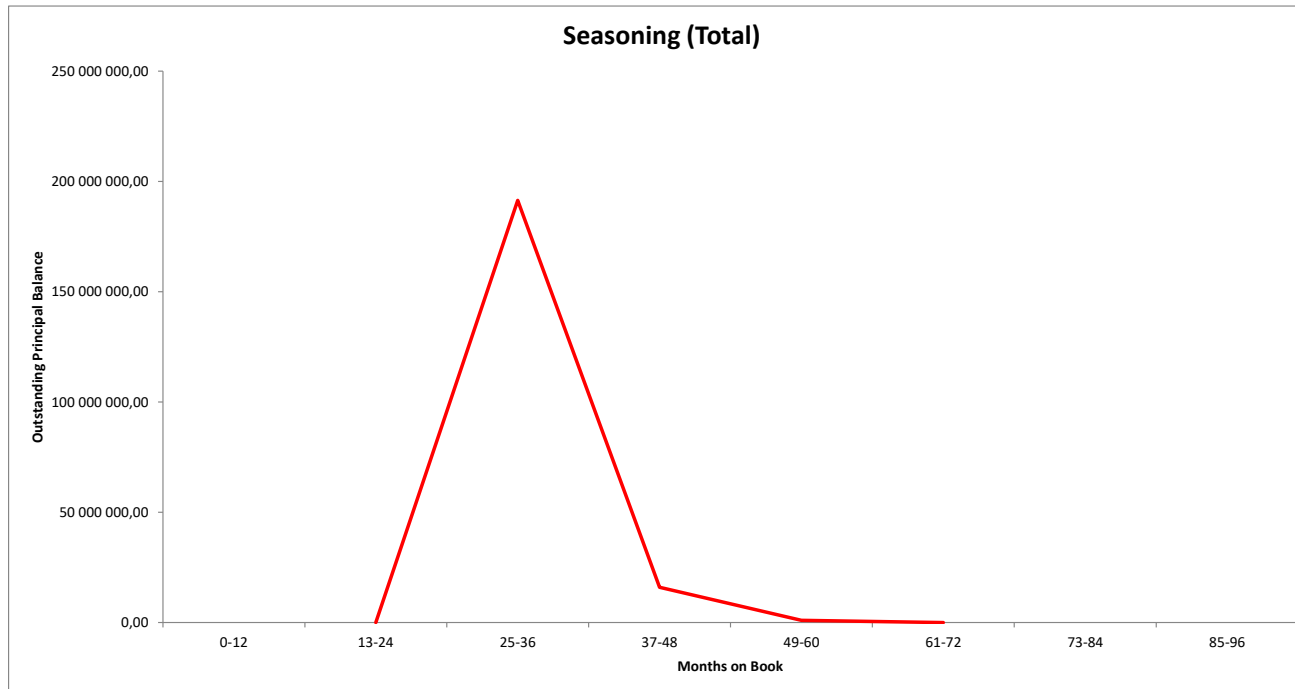
Reporting Date	27.11.2019	
Payment date	25.11.2019	
Period No	24	
Monthly Period	okt.19	
Interest Period	from	25.10.2019 to 25.11.2019 = 31 days

TOTAL							
Months on book	Min	Max	No	Outstanding balance	% of Outstanding Balance	WA months to maturity	WA seasoning
	1			12			
13			24	0	0,00 %	0,0	0,0
25			36	18 536	91,84 %	28,3	30,3
37			48	1 900	7,68 %	21,3	38,4
49			60	243	0,47 %	8,5	52,3
61			72	2	0,01 %	13,7	70,8
73			84				
85			96				
Total			20 681	208 402 437	100 %		

SCF RAHOITUSPALVELUT KIMI VI DAC
Monthly Investor Report

12.b Seasoning

Reporting Date	27.11.2019					
Payment date	25.11.2019					
Period No	24					
Monthly Period	okt.19					
Interest Period	from	25.10.2019	to	25.11.2019	=	31 days



SCF RAHOITUSPALVELUT KIMI VI DAC
Monthly Investor Report

13.a Balloon loans



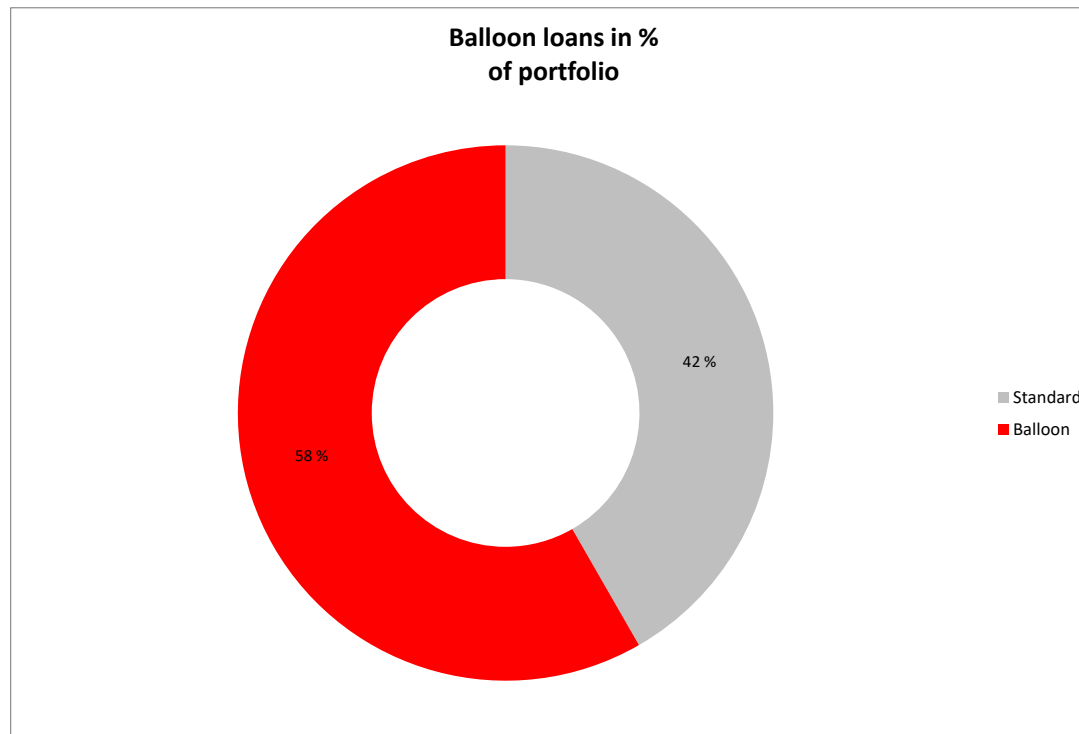
Reporting Date	27.11.2019	
Payment date	25.11.2019	
Period No	24	
Monthly Period	okt.19	
Interest Period	from 25.10.2019	to 25.11.2019 = 31 days

Balloon loans in % of portfolio	TOTAL							
	Min	No	Outstanding balance	% of Outstanding Balance	Residual Value	Residual of Total	WA months to maturity	WA seasoning
Standard		13 350	86 900 277	41,70 %	1 832	0,00 %	26,6	30,7
Balloon		7 331	121 502 160	58,30 %	57 075 864	46,98 %	28,5	31,2
Total		20 681	208 402 437	100 %	57 077 696	27,39 %		

SCF RAHOITUSPALVELUT KIMI VI DAC
Monthly Investor Report

13.b Balloon loans

Reporting Date	27.11.2019	
Payment date	25.11.2019	
Period No	24	
Monthly Period	okt.19	
Interest Period	from	25.10.2019
	to	25.11.2019
	=	31 days



SCF RAHOITUSPALVELUT KIMI VI DAC
 Monthly Investor Report

14.a # loans per borrower



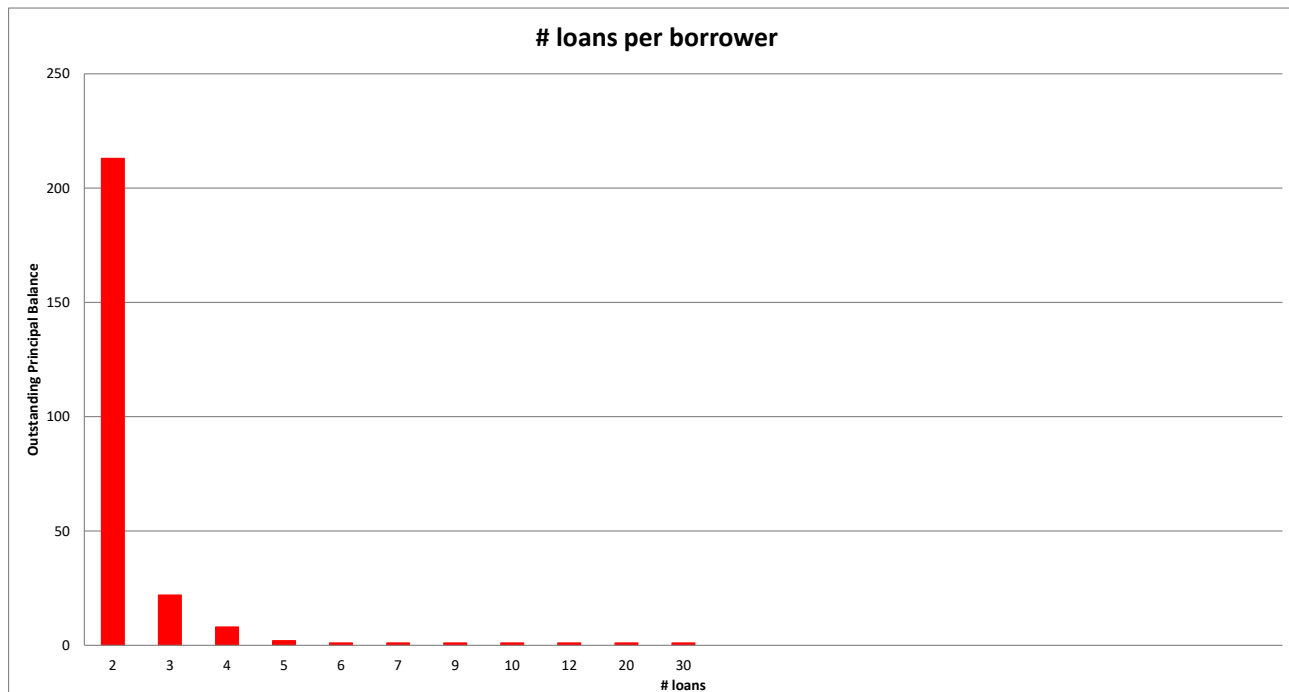
Reporting Date	27.11.2019	
Payment date	25.11.2019	
Period No	24	
Monthly Period	okt.19	
Interest Period	from 25.10.2019	to 25.11.2019 = 31 days

TOTAL					
	Total number of loans	Total number of debtors	Outstanding balance	%	
# loans per borrower	1	20053	200 374 278	96,15 %	
	2	213	5 600 229	2,69 %	
	3	22	976 466	0,47 %	
	4	8	433 167	0,21 %	
	5	2	162 657	0,08 %	
	6	1	81 573	0,04 %	
	7	1	51 839	0,02 %	
	9	1	11 134	0,01 %	
	10	1	70 258	0,03 %	
	12	1	59 447	0,03 %	
	20	1	112 252	0,05 %	
	30	1	469 138	0,23 %	
Total:		20 305	208 402 437	100,0 %	

SCF RAHOITUSPALVELUT KIMI VI DAC
Monthly Investor Report

14.b # loans per borrower

Reporting Date	27.11.2019	
Payment date	25.11.2019	
Period No	24	
Monthly Period	okt.19	
Interest Period	from	25.10.2019
	to	25.11.2019
	=	31 days



SCF RAHOITUSPALVELUT KIMI VI DAC
Monthly Investor Report

15.a Amortization Profile



Reporting Date	27.11.2019	
Payment date	25.11.2019	
Period No	24	
Monthly Period	okt.19	
Interest Period	from 25.10.2019	to 25.11.2019 = 31 days

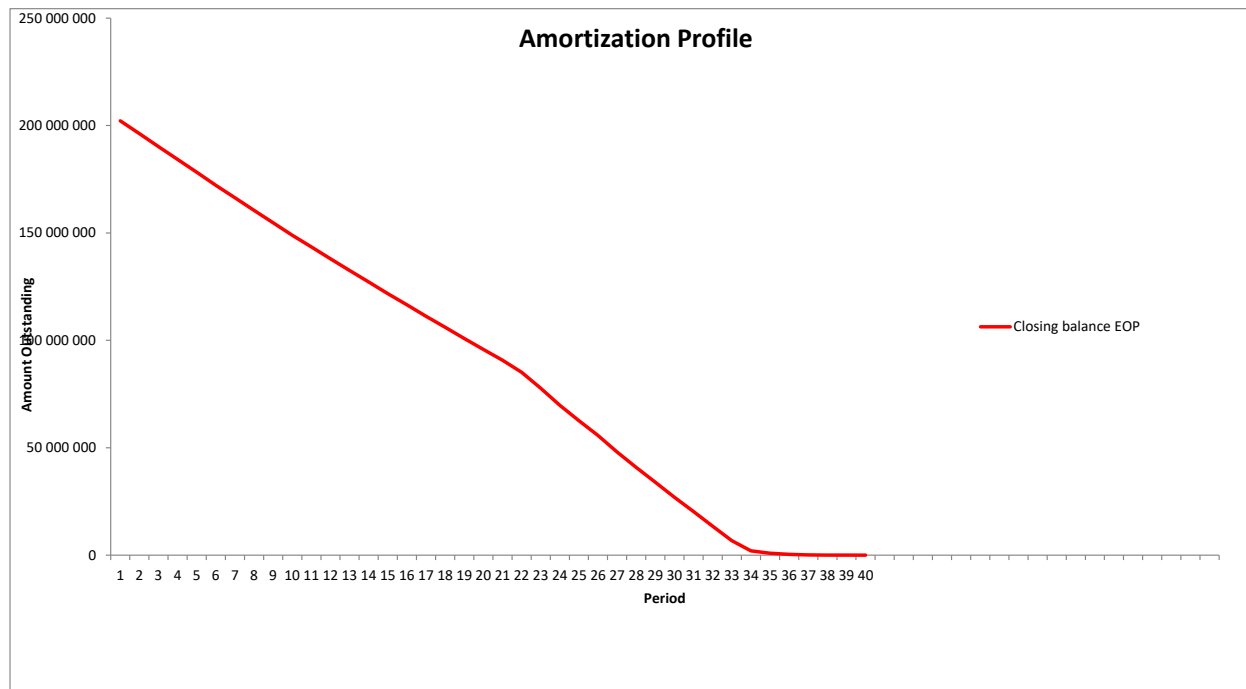
Period	TOTAL					
	Opening Balance	Closing Balance	Amortization	Interest	Yield	Percentage
1	208 402 437	202 197 632	6 204 805	422 185	2,46 %	97,02 %
2	202 197 632	196 192 371	6 005 262	408 491	2,45 %	94,14 %
3	196 192 371	190 143 277	6 049 094	395 140	2,44 %	91,24 %
4	190 143 277	184 207 155	5 936 122	381 631	2,44 %	88,39 %
5	184 207 155	178 244 758	5 962 397	368 452	2,43 %	85,53 %
6	178 244 758	172 200 092	6 044 667	355 232	2,42 %	82,63 %
7	172 200 092	166 376 162	5 823 930	341 938	2,41 %	79,83 %
8	166 376 162	160 529 047	5 847 115	329 069	2,40 %	77,03 %
9	160 529 047	154 784 053	5 744 994	316 241	2,39 %	74,27 %
10	154 784 053	148 937 637	5 846 416	303 558	2,38 %	71,47 %
11	148 937 637	143 479 281	5 458 356	290 926	2,37 %	68,85 %
12	143 479 281	137 933 822	5 545 459	278 968	2,36 %	66,19 %
13	137 933 822	132 546 505	5 387 317	266 827	2,35 %	63,60 %
14	132 546 505	127 147 918	5 398 587	255 020	2,33 %	61,01 %
15	127 147 918	121 754 199	5 393 719	243 263	2,32 %	58,42 %
16	121 754 199	116 498 749	5 255 451	231 489	2,31 %	55,90 %
17	116 498 749	111 218 687	5 280 062	220 069	2,29 %	53,37 %
18	111 218 687	106 041 925	5 176 761	208 588	2,27 %	50,88 %
19	106 041 925	100 897 534	5 144 391	197 390	2,26 %	48,41 %
20	100 897 534	95 824 908	5 072 627	186 277	2,24 %	45,98 %

Amortization profile (first 20 periods)

SCF RAHOITUSPALVELUT KIMI VI DAC
Monthly Investor Report

15.b Amortization Profile

Reporting Date	27.11.2019	
Payment date	25.11.2019	
Period No	24	
Monthly Period	okt.19	
Interest Period	from	25.10.2019
	to	25.11.2019
	=	31 days



SCF RAHOITUSPALVELUT KIMI VI DAC
Monthly Investor Report

16.a Payment Holidays



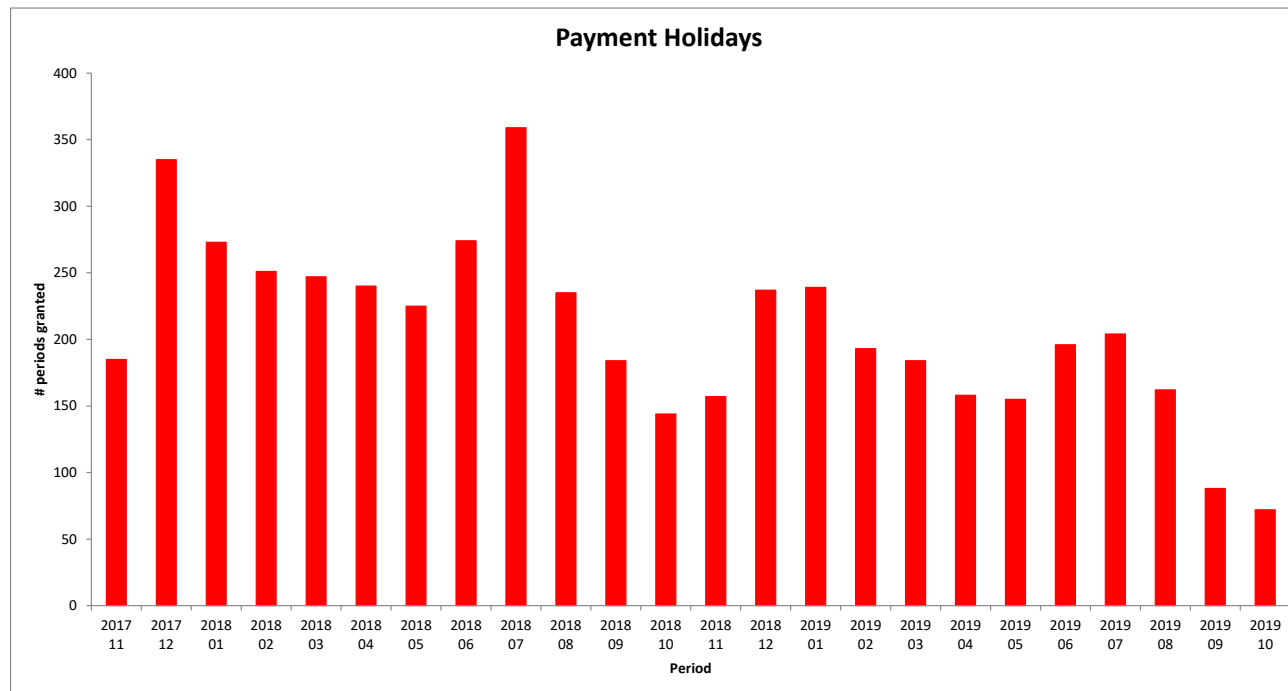
Reporting Date	27.11.2019				
Payment date	25.11.2019				
Period No	24				
Monthly Period	okt.19				
Interest Period	from	25.10.2019	to	25.11.2019	= 31 days

	TOTAL				
	Period	No	Number of periods granted	Sum of Payments	Closing Balance
Payment Holiday	2017 11	185	263	72 741	3 167 942
	2017 12	335	399	112 189	5 609 816
	2018 01	273	360	100 696	4 558 606
	2018 02	251	342	97 342	4 172 372
	2018 03	247	335	102 549	4 460 893
	2018 04	240	317	88 155	3 736 289
	2018 05	225	292	83 310	3 506 602
	2018 06	274	393	121 344	4 348 874
	2018 07	359	473	142 149	5 797 581
	2018 08	235	296	89 585	3 804 741
	2018 09	184	241	69 182	2 727 122
	2018 10	144	199	56 548	2 117 144
	2018 11	157	228	65 021	2 233 490
	2018 12	237	275	76 582	3 326 976
	2019 01	239	320	92 907	3 558 977
	2019 02	193	285	81 885	2 686 735
	2019 03	184	258	79 301	2 731 591
	2019 04	158	230	66 020	1 913 533
	2019 05	155	221	64 441	2 146 597
	2019 06	196	274	77 221	2 640 496
	2019 07	204	250	72 052	2 640 501
	2019 08	162	211	61 402	2 077 108
	2019 09	88	110	33 818	1 098 293
	2019 10	72	92	31 455	815 082
Total:	4 997	6 664	1 937 894	75 877 362	

SCF RAHOITUSPALVELUT KIMI VI DAC
Monthly Investor Report

16.b Payment Holidays

Reporting Date	27.11.2019				
Payment date	25.11.2019				
Period No	24				
Monthly Period	okt.19				
Interest Period	from	25.10.2019	to	25.11.2019	= 31 days



SCF RAHOITUSPALVELUT KIMI VI DAC
Monthly Investor Report

17.a Downpayment



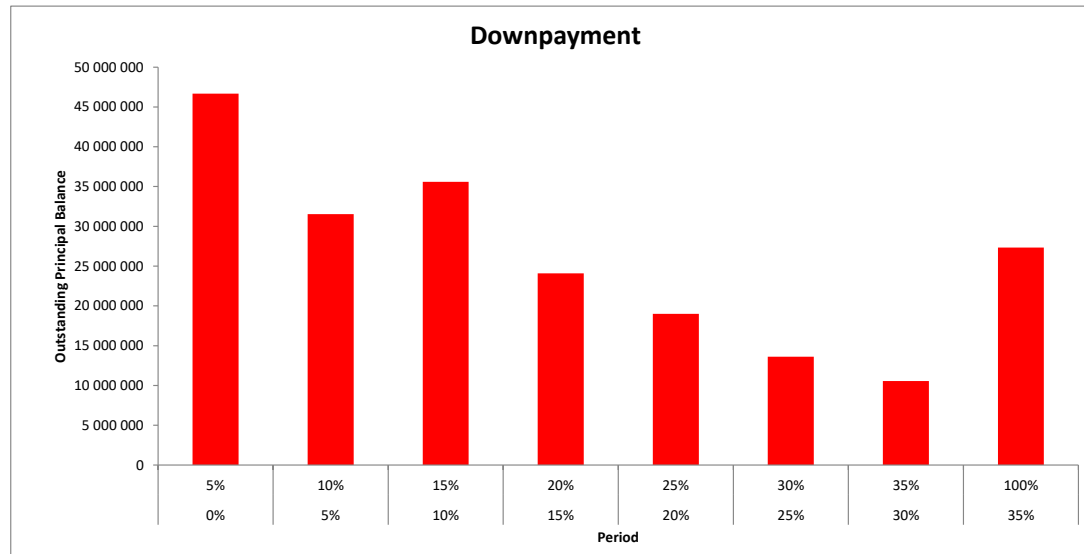
Reporting Date	27.11.2019	
Payment date	25.11.2019	
Period No	24	
Monthly Period	okt.19	
Interest Period	from 25.10.2019	to 25.11.2019 = 31 days

		TOTAL						
Downpayment %	Min (>=)	Max (<)	No	Outstanding balance	%	WA months to maturity	WA seasoning	
	0 %	5 %	3 958	46 670 891	22,4 %	28,7	31,0	
	5 %	10 %	2 701	31 536 649	15,1 %	28,5	31,0	
	10 %	15 %	3 263	35 602 854	17,1 %	27,9	31,1	
	15 %	20 %	2 270	24 090 259	11,6 %	27,6	31,1	
	20 %	25 %	1 847	19 003 451	9,1 %	27,3	31,2	
	25 %	30 %	1 441	13 608 998	6,5 %	27,2	30,9	
	30 %	35 %	1 134	10 552 366	5,1 %	26,7	30,9	
	35 %	100 %	4 067	27 336 970	13,1 %	25,7	30,7	
	Total		20 681	208 402 437	100 %			

SCF RAHOITUSPALVELUT KIMI VI DAC
Monthly Investor Report

17.b Downpayment

Reporting Date	27.11.2019	
Payment date	25.11.2019	
Period No	24	
Monthly Period	okt.19	
Interest Period	from	25.10.2019 to 25.11.2019 = 31 days



SCF RAHOITUSPALVELUT KIMI VI DAC
Monthly Investor Report

18.a Vehicle Condition

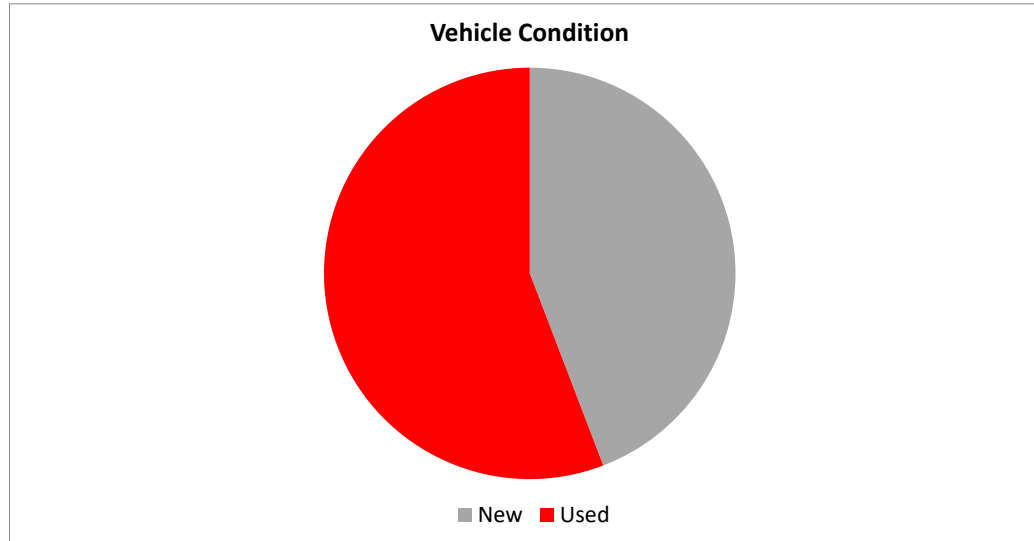


Reporting Date	27.11.2019
Payment date	25.11.2019
Period No	24
Monthly Period	okt.19
Interest Period	from 25.10.2019 to 25.11.2019 = 31 days

Vehicle condition	TOTAL					
	Vehicle condition	No	Outstanding balance	%	WA months to maturity	WA seasoning
	New	6 358	92 083 031	44,2 %	27,6	31,2
	Used	14 323	116 319 406	55,8 %	27,7	30,8
	Total	20 681	208 402 437	100 %		

18.b Vehicle Condition

Reporting Date	27.11.2019	
Payment date	25.11.2019	
Period No	24	
Monthly Period	okt.19	
Interest Period	from	25.10.2019 to 25.11.2019 = 31 days



SCF RAHOITUSPALVELUT KIMI VI DAC
Monthly Investor Report

19.a Borrower Type



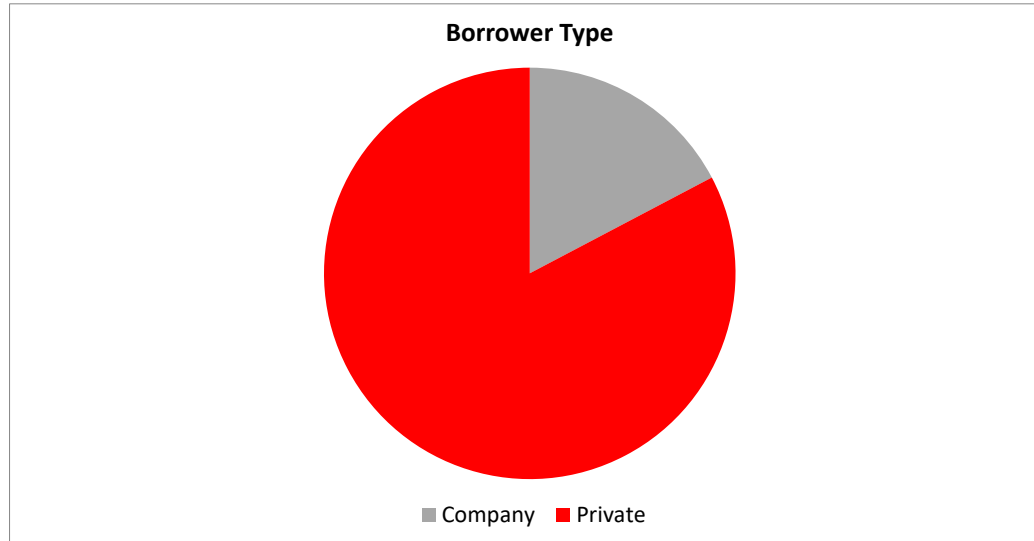
Reporting Date	27.11.2019	
Payment date	25.11.2019	
Period No	24	
Monthly Period	okt.19	
Interest Period	from	25.10.2019 to 25.11.2019 = 31 days

Borrower Type	TOTAL					
	Borrower type	No	Outstanding balance	%	WA months to maturity	WA seasoning
	Company	2 751	36 025 769	17,3 %	26,10	30,94
	Private	17 930	172 376 668	82,7 %	28,01	30,99
	Total	20 681	208 402 437	100,0 %		

SCF RAHOITUSPALVELUT KIMI VI DAC
Monthly Investor Report

19.b Borrower Type

Reporting Date	27.11.2019	
Payment date	25.11.2019	
Period No	24	
Monthly Period	okt.19	
Interest Period	from	25.10.2019 to 25.11.2019 = 31 days



SCF RAHOITUSPALVELUT KIMI VI DAC
 Monthly Investor Report

20.a Vehicle type

Reporting Date	27.11.2019	
Payment date	25.11.2019	
Period No	24	
Monthly Period	okt.19	
Interest Period	from 25.10.2019	to 25.11.2019 = 31 days

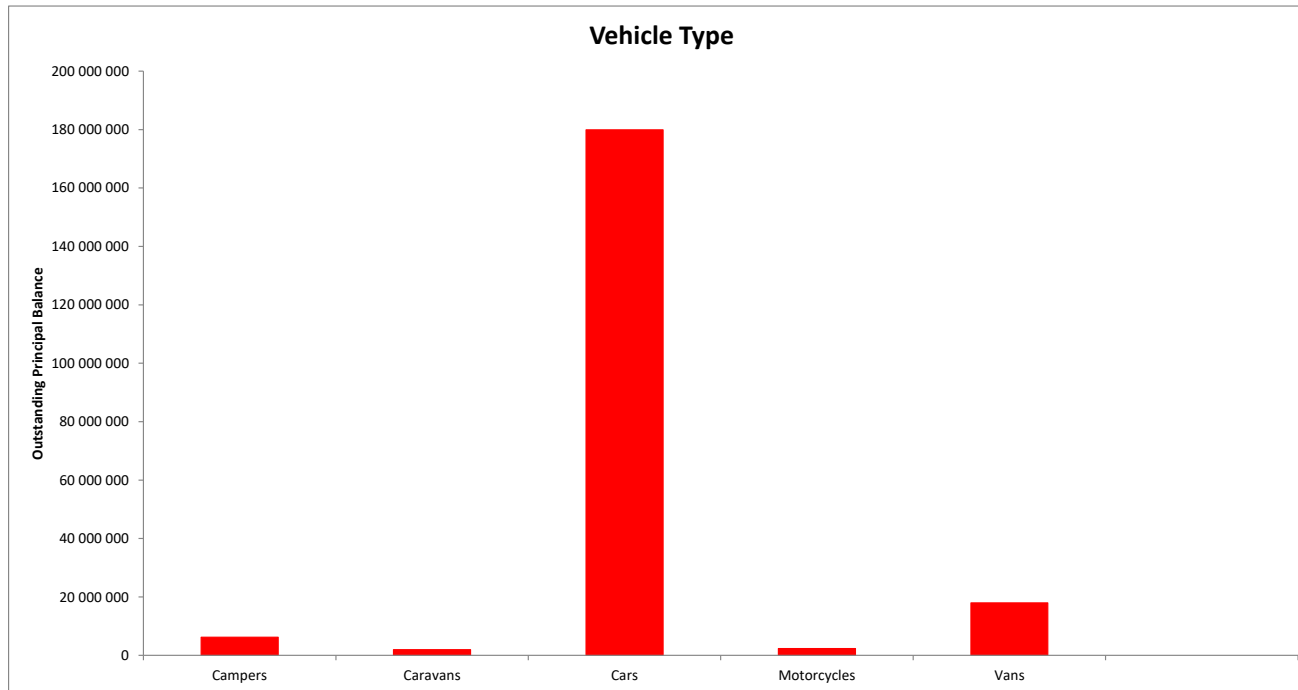


Vehicle type	TOTAL					
	Min	No	Outstanding balance	% of Outstanding Balance	WA months to maturity	WA seasoning
Campers		335	6 202 150	2,98 %	28,99	30,40
Caravans		203	1 950 479	0,94 %	29,31	29,97
Cars		18 138	179 934 360	86,34 %	27,70	31,04
Motorcycles		338	2 339 299	1,12 %	28,50	29,55
Vans		1 667	17 976 149	8,63 %	26,76	30,92
		20 681	208 402 437	100 %		

SCF RAHOITUSPALVELUT KIMI VI DAC
Monthly Investor Report

20.b Vehicle type

Reporting Date	27.11.2019				
Payment date	25.11.2019				
Period No	24				
Monthly Period	okt.19				
Interest Period	from 25.10.2019	to	25.11.2019	=	31 days



SCF RAHOITUSPALVELUT KIMI VI DAC
 Monthly Investor Report

21.a Restructured Loans



Reporting Date	27.11.2019	
Payment date	25.11.2019	
Period No	24	
Monthly Period	okt.19	
Interest Period	from 25.10.2019	to 25.11.2019 = 31 days

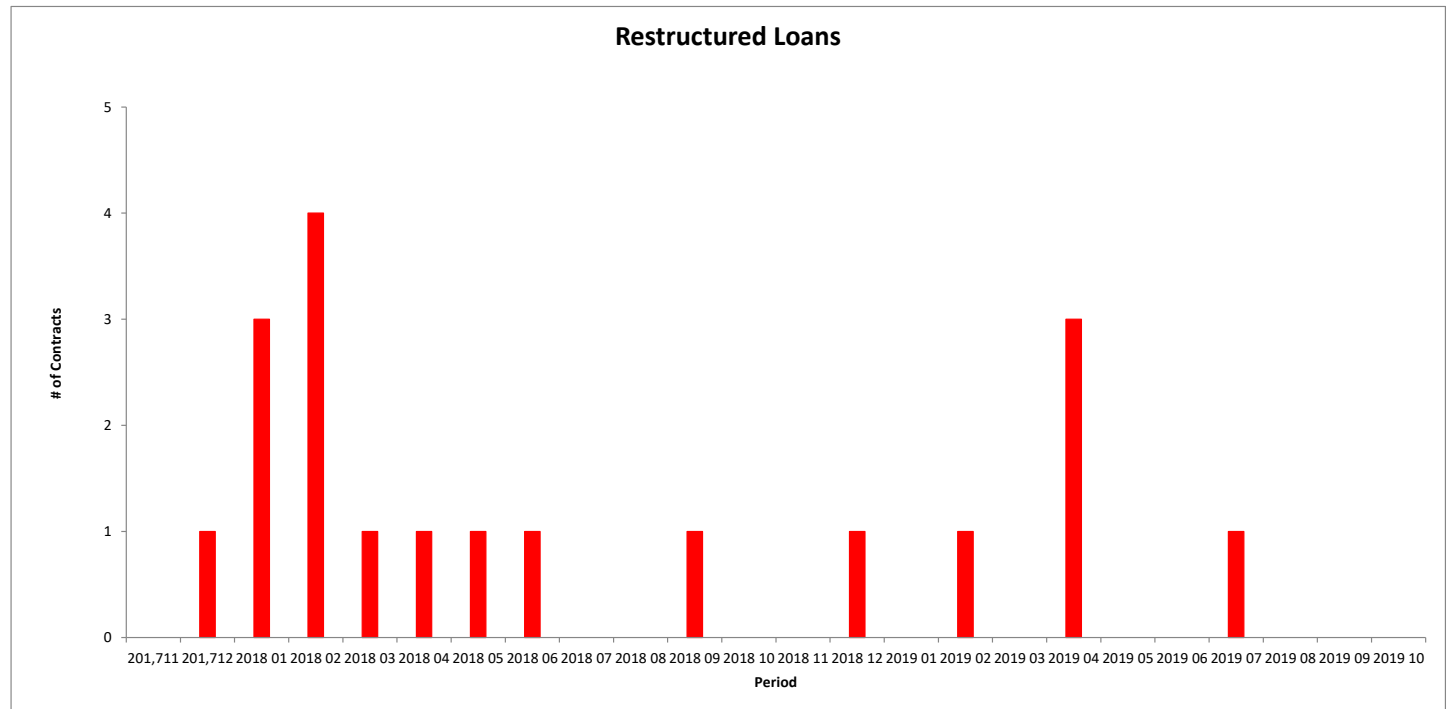
Restructured	TOTAL		
	Period	No	Outstanding balance
	201 711	0	0
	201 712	1	9 769
	2018 01	3	30 264
	2018 02	4	54 872
	2018 03	1	6 127
	2018 04	1	32 959
	2018 05	1	20 223
	2018 06	1	12 436
	2018 07	0	0
	2018 08	0	0
	2018 09	1	18 394
	2018 10	0	0
	2018 11	0	0
	2018 12	1	19 859
	2019 01	0	0
	2019 02	1	11 392
	2019 03	0	0
	2019 04	3	47 995
	2019 05	0	0
	2019 06	0	0
	2019 07	1	33 175
	2019 08	0	0
	2019 09	0	0
	2019 10	0	0
		19	297 466

SCF RAHOITUSPALVELUT KIMI VI DAC
Monthly Investor Report

21.b Restructured Loans



Reporting Date	27.11.2019
Payment date	25.11.2019
Period No	24
Monthly Period	okt.19
Interest Period	from 25.10.2019 to 25.11.2019 = 31 days



SCF RAHOITUSPALVELUT KIMI VI DAC
Monthly Investor Report

22.a Dynamic Interest rate



Reporting Date	27.11.2019				
Payment date	25.11.2019				
Period No	24				
Monthly Period	okt.19				
Interest Period	from	25.10.2019	to	25.11.2019	= 31 days

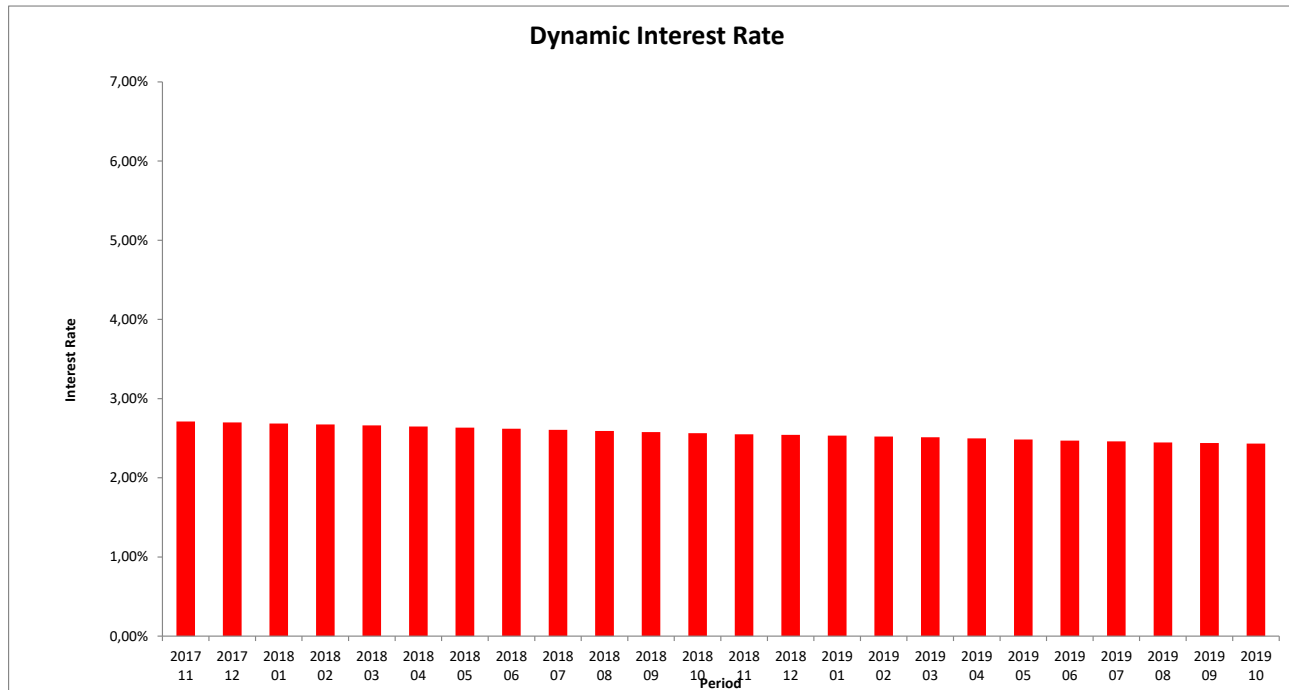
TOTAL		
Period	Closing balance	WA Interest rate
2017 11	654 359 999	2,71 %
2017 12	632 393 737	2,70 %
2018 01	605 908 494	2,69 %
2018 02	583 020 434	2,67 %
2018 03	559 624 303	2,66 %
2018 04	537 063 143	2,65 %
2018 05	512 948 811	2,63 %
2018 06	491 458 115	2,62 %
2018 07	469 040 973	2,60 %
2018 08	448 156 109	2,59 %
2018 09	428 110 404	2,58 %
2018 10	405 177 902	2,56 %
2018 11	385 861 384	2,55 %
2018 12	370 328 217	2,54 %
2019 01	350 476 612	2,53 %
2019 02	334 052 265	2,52 %
2019 03	316 479 755	2,51 %
2019 04	298 935 005	2,50 %
2019 05	282 428 091	2,48 %
2019 06	267 380 309	2,47 %
2019 07	251 008 202	2,46 %
2019 08	236 609 266	2,45 %
2019 09	222 879 839	2,44 %
2019 10	208 402 437	2,43 %

Interest rate evolution

SCF RAHOITUSPALVELUT KIMI VI DAC
Monthly Investor Report

22.b Dynamic Interest Rate

Reporting Date	27.11.2019				
Payment date	25.11.2019				
Period No	24				
Monthly Period	okt.19				
Interest Period	from	25.10.2019	to	25.11.2019	= 31 days



SCF RAHOITUSPALVELUT KIMI VI DAC
Monthly Investor Report

23.a Dynamic Pre-Payments



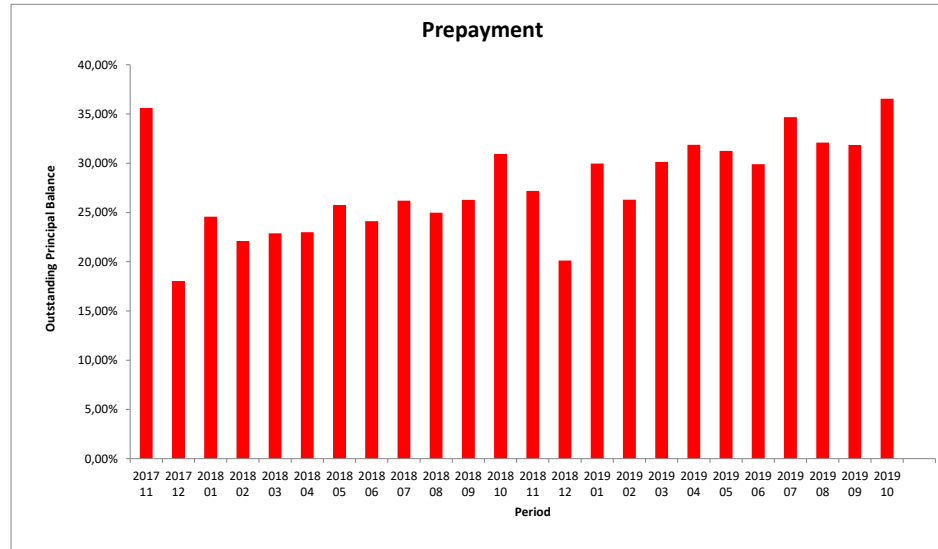
Reporting Date	27.11.2019			
Payment date	25.11.2019			
Period No	24			
Monthly Period	from	okt.19	to	25.11.2019
Interest Period	from	25.10.2019	to	25.11.2019 = 31 days

	TOTAL			
	Period	Sum of Pre-Payments	Closing Balance	CPR Annual
Dynamic Prepayment	2017 11	23 564 683	654 359 999	35,60 %
	2017 12	10 398 475	632 393 737	18,04 %
	2018 01	14 071 796	605 908 494	24,57 %
	2018 02	12 005 772	583 020 434	22,10 %
	2018 03	11 984 288	559 624 303	22,88 %
	2018 04	11 566 483	537 063 143	22,99 %
	2018 05	12 578 534	512 948 811	25,76 %
	2018 06	11 174 572	491 458 115	24,12 %
	2018 07	11 720 891	469 040 973	26,19 %
	2018 08	10 606 410	448 156 109	24,98 %
	2018 09	10 739 366	428 110 404	26,28 %
	2018 10	12 307 008	405 177 902	30,94 %
	2018 11	10 071 452	385 861 384	27,19 %
	2018 12	6 865 134	370 328 217	20,11 %
	2019 01	10 248 807	350 476 612	29,96 %
	2019 02	8 384 515	334 052 265	26,29 %
	2019 03	9 317 025	316 479 755	30,13 %
	2019 04	9 406 746	298 935 005	31,87 %
	2019 05	8 683 385	282 428 091	31,25 %
	2019 06	7 799 951	267 380 309	29,90 %
2019 07	8 753 235	251 008 202	34,68 %	
2019 08	7 512 015	236 609 266	32,10 %	
2019 09	7 010 313	222 879 839	31,85 %	
2019 10	7 752 162	208 402 437	36,55 %	

23.b Dynamic Pre-Payments



Reporting Date	27.11.2019				
Payment date	25.11.2019				
Period No	24				
Monthly Period	okt.19				
Interest Period	from	25.10.2019	to	25.11.2019	= 31 days



SCF RAHOITUSPALVELUT KIMI VI DAC
Monthly Investor Report

24. Delinquency



Reporting Date	27.11.2019	
Payment date	25.11.2019	
Period No	24	
Monthly Period	okt.19	
Interest Period	from 25.10.2019	to 25.11.2019 = 31 days

year	month	Total outstanding	accounts current	balance current	accounts 1-30	balance 1-30	accounts 30-60	balance 30-60	accounts 60-90	balance 60-90	accounts 90-120	balance 90-120	accounts 120-150	balance 120-150	accounts 150-180	balance 150-180	New defaults Count	New defaults Balance	
2017	11	654 359 999	40 799	619 786 133	1 985	32 266 000	126	2 107 347	24	200 518									
	12	632 393 737	39 868	596 329 319	2 057	32 620 014	168	2 789 187	45	565 645	11	89 573					1	650	
2018	1	605 908 494	38 804	570 463 970	2 023	31 447 539	188	3 014 537	39	603 110	23	320 693	6	58 645			4	9 309	
	2	583 020 434	37 931	548 954 711	1 970	30 163 587	170	2 766 221	45	572 231	18	310 799	14	214 828	4	38 058	2	2 701	
	3	559 624 303	36 965	526 756 612	1 929	28 489 916	195	2 859 642	47	857 070	19	234 919	13	230 444	13	195 702	12	135 764	
	4	537 063 143	35 622	498 298 990	2 241	33 561 912	222	3 554 681	67	959 485	18	354 398	15	149 934	9	183 742	21	265 973	
	5	512 948 811	34 689	477 928 439	2 066	29 602 184	223	3 430 373	68	989 023	35	577 187	14	316 996	10	104 610	21	299 723	
	6	491 452 021	33 978	460 426 943	1 764	25 106 936	254	3 826 357	59	982 883	33	503 669	28	510 392	8	94 841	83	1 056 283	
	7	469 040 973	32 598	433 300 530	2 118	29 741 573	221	3 444 938	79	1 262 015	30	567 526	24	387 704	17	336 686	108	1 389 516	
	8	448 156 109	31 965	419 192 426	1 675	22 917 056	273	3 973 119	52	734 757	36	647 261	22	470 342	12	221 147	143	1 835 972	
	9	428 110 404	30 737	396 388 954	1 925	26 235 228	238	3 343 373	62	801 275	35	484 225	24	461 740	18	395 609	159	2 121 455	
	10	405 177 902	29 830	377 056 099	1 749	23 720 151	214	2 926 820	48	594 653	29	391 611	20	334 395	10	154 172	198	2 842 284	
	11	385 861 384	29 049	360 638 612	1 536	20 400 454	226	3 340 054	53	714 107	22	262 500	20	306 788	11	198 870	225	3 171 558	
	12	370 328 217	27 909	340 095 252	1 886	24 808 678	246	3 568 813	74	1 117 878	27	375 812	14	190 763	11	171 022	249	3 526 296	
2019	1	350 461 596	27 232	324 958 822	1 576	20 583 574	228	3 059 129	63	1 051 204	39	540 199	20	190 091	6	78 578	269	3 876 109	
	2	334 037 464	26 520	311 074 140	1 376	17 756 104	231	3 195 873	70	1 092 863	30	428 616	26	346 042	13	143 826	290	4 067 412	
	3	316 479 755	25 377	291 612 449	1 537	19 625 954	244	3 057 807	73	988 436	40	626 420	22	310 632	21	258 057	312	4 353 664	
	4	298 935 005	24 400	275 496 557	1 489	18 215 758	258	3 185 298	70	983 761	32	460 703	26	441 626	15	151 301	349	4 784 299	
	5	282 428 091	23 616	262 059 398	1 284	15 325 219	252	2 995 632	73	904 726	39	549 168	23	337 407	16	256 541	372	5 107 497	
	6	267 380 309	22 626	245743049,4	1 391	16 330 429	243	3 022 531	84	988 831	46	656 989	28	387 088	15	251 391	396	5 420 252	
	7	251 008 202	21 738	231 184 811	1 314	15 142 471	217	2 584 808	60	823 807	46	614 166	24	387 511	19	270 628	418	5 702 960	
	8	236 606 337	21 105	220 037 120	1 053	11 556 637	233	3 070 447	59	764 227	31	559 313	29	386 924	12	231 669	448	6 035 167	
	9	222 879 839	20 009	204 817 628	1 290	14 129 153	207	2 300 400	54	691 231	39	566 413	14	245 823	13	129 191	467	6 393 229	
	10	208 402 437	19 214	192 447 523	1 150	12 329 349	204	2 139 732	56	634 620	29	420 212	21	314 686	7	116 314	487	6 609 773	
	11																		
	12																		

SCF RAHOITUSPALVELUT KIMI VI DAC
Monthly Investor Report

25. Defaults, Recoveries and Losses by Quarter of Default



Reporting Date	27.11.2019	
Payment date	25.11.2019	
Period No	24	
Monthly Period	okt.19	
Interest Period	from 25.10.2019	to 25.11.2019 = 31 days

Default Quarter	Default Amount	Recovery Quarter No Of Loans	2017 4			2018 Q1			2018 Q2			2018 Q3			2018 Q4		
			Recoveries	Cum. Recoveries	Loss	Recoveries	Cum.Recoveries	Loss	Recoveries	Cum.Recoveries	Loss	Recoveries	Cum.Recoveries	Loss	Recoveries	Cum.Recoveries	Loss
2017 4	650	1	-	-	650	-	-	650	-	-	650	-	-	650	-	-	650
2018 1	147 774	18	-	-	-	10 176	10 176	137 598	55 431	65 607	82 167	4 241	69 848	77 925	43 305	113 153	34 620
2018 2	907 860	64	-	-	-	-	-	-	320 680	320 680	587 179	-	-	-	-	-	-
2018 3	1 065 172	77	-	-	-	-	-	-	-	-	-	302 473	302 473	762 699	259 885	562 358	502 814
2018 4	1 404 927	90	-	-	-	-	-	-	-	-	-	-	-	504 176	504 176	900 751	-
2019 1	827 368	63	-	-	-	-	-	-	-	-	-	-	-	-	-	-	-
2019 2	1 066 588	84	-	-	-	-	-	-	-	-	-	-	-	-	-	-	-
2019 3	972 977	71	-	-	-	-	-	-	-	-	-	-	-	-	-	-	-
2019 4	216 544	20	-	-	-	-	-	-	-	-	-	-	-	-	-	-	-

Default Quarter	Default Amount	Recovery Quarter No Of Loans	2019 Q1			2019 Q2			2019 Q3			2019 Q4		
			Recoveries	Cum.Recoveries	Loss	Recoveries	Cum.Recoveries	Loss	Recoveries	Cum.Recoveries	Loss	Recoveries	Cum.Recoveries	Loss
2017 4	650	1	-	-	650	-	-	650	-	-	650	-	-	650
2018 1	147 774	18	-	113 153	34 620	18 738	131 891	15 882	-	131 891	15 882	-	131 891	15 882
2018 2	907 860	64	13 117	677 424	230 435	59 399	736 823	171 037	55 823	792 647	115 213	-	792 647	115 213
2018 3	1 065 172	77	57 290	619 648	445 524	238 950	858 598	206 573	14 220	872 818	192 354	-	872 818	192 354
2018 4	1 404 927	90	258 952	763 129	641 798	351 194	1 114 323	290 605	22 762	1 137 084	267 843	1 725	1 138 810	266 117
2019 1	827 368	63	327 216	327 216	500 152	274 011	601 227	226 141	64 788	666 015	161 353	9 559	675 574	151 794
2019 2	1 066 588	84	-	-	-	260 410	260 410	806 178	308 579	568 990	497 598	154 623	723 612	342 976
2019 3	972 977	71	-	-	-	-	-	-	123 855	123 855	849 122	41 354	165 209	807 768
2019 4	216 544	20	-	-	-	-	-	-	-	-	-	2 060	2 060	214 484

SCF RAHOITUSPALVELUT KIMI VI DAC
Monthly Investor Report

26. Priority of Payments



Reporting Date	27.11.2019
Payment date	25.11.2019
Period No	24
Monthly Period	okt.19
Interest Period	from 25.10.2019 to 25.11.2019 = 31 days

Purchaser Priority of Payments

Purchaser Available Distribution Amount	+	15 256 062,29	EUR
Senior Expenses	-	41 914,96	EUR
Servicing Fee	-	89 728,83	EUR
Servicer Advance Reserve Fund Replenishment	-	-	EUR
Interest on Loan to Issuer	-	647 016,39	EUR
Principal on Loan to Issuer	-	14 477 402,11	EUR
		-	

Issuer Priority of Payments

Issuer Available Distribution Amount	+	16 193 841,43	EUR
Senior Expenses	-	39 567,33	EUR
Interest Class A	-	-	EUR
Interest Class B	-	81 000,00	EUR
Credit the Reserve Account up to the required Liquidity Reserve Amount	-	952 050,00	EUR
Principal Payments on Class A	-	14 477 402,11	EUR
Principal Payments on Class B	-	-	EUR
Interest and Principal on Expenses Advance	-	50 000,21	EUR
Interest Issuer Subordinated Loan	-	94,98	EUR
Principal Issuer Subordinated Loan	-	78 805,60	EUR
Payment to Purchaser	-	490 010,45	EUR

Purchaser Priority of Payments: Second Pass

Available Distribution Amount	+	490 010,45	EUR
Interest on Purchaser Subordinated Loan (SAF)	-	9,21	EUR
Principal on Purchaser Subordinated Loan (SAF)	-	-	EUR
Payment of residual funds to Seller	=	490 001,24	EUR

SCF RAHOITUSPALVELUT KIMI VI DAC**Monthly Investor Report****27. Transaction Costs**

Reporting Date			27.11.2019		
Payment date			25.11.2019		
Period No			24		
Monthly Period			okt.19		
Interest Period	from	25.10.2019	to	25.11.2019	= 31 days



Transaction Costs	Currency	All Notes	Class A	Class B
Senior Expenses	EUR	41 914,96		
Interest accrued for the Period	EUR	81 000,00	-	81 000,00
Cumulative Interest accrued	EUR	2 287 207,00	254 107,00	2 033 100,00
Interest Payments	EUR	81 000,00	-	81 000,00
Cumulative Interest Payments	EUR	2 287 207,00	254 107,00	2 033 100,00
Interest accrued on Subordinated Loan for the Period	EUR	94,98		
Cumulative Interest accrued on Subordinated Loan	EUR	9 001,67		
Interest Payments on Subordinated Loan	EUR	94,98		
Cumulative Interest Payments on Subordinated Loan	EUR	9 001,67		
Unpaid Interest for the Period	EUR	-		
Cumulative Unpaid Interest	EUR	-		

SCF RAHOITUSPALVELUT KIMI VI DAC
Monthly Investor Report

28. Contact Details



Santander Consumer Bank AS

Financial Markets

Anders Bruun-Olsen	+47 21 08 37 70	anders.bruun.olsen@santanderconsumer.no
Priscilla Halverson	+47 21 08 37 72	priscilla.halverson@santanderconsumer.no
Thomas André Johansen	+ 47 91 82 42 44	thomas.andren.johansen@santanderconsumer.no
Morten Christopher Freberg Holme	+47 92 82 38 33	morten.holme@santanderconsumer.no
Joachim Joveng Rogne	+47 48 23 86 32	joachim.joveng.rogne@santanderconsumer.no

Risk

Christian Frederik Bull-Berg	+47 41 07 29 52	christian.frederik.bull.berg@santanderconsumer.no
------------------------------	-----------------	---

Reporting Date	27.11.2019					
Payment date	25.11.2019					
Period No	24					
Monthly Period	okt.19					
Interest Period	from	25.10.2019	to	25.11.2019	=	31 days