

SCF Rahoituspalvelut II DAC
Monthly Investor Report

Cover Sheet Monthly Investor Report



Reporting Date		27.06.2019			
Payment date		25.06.2019		Following payment dates:	25.07.2019
Period No		31			27.08.2019
Monthly Period		May 19			
Interest Period	from	28.05.2019	to	25.06.2019	= 28 days
Cut-Off date		31.05.2019			

Index	Page	
1	Portfolio Information	1
2	Amount Due for Distribution	2
3	Reserve Accounts	3
4	Performance Data	4
5	Outstanding Notes	5
6	Counterparty Ratings, Trigger Levels and Consequences	6
7 a	Original Principal Balance	7
7 b	Original PB (Graph)	8
8 a	Outstanding principal Balance	9
8 b	Outstanding PB (Graph)	10
9 a	Geographical Distribution	11
9 b	Geographical (Graph)	12
10 a	Interest Rate	13
10 b	Interest Rate (Graph)	14
11 a	Remaining Terms	15
11 b	Remaining Terms (Graph)	16
12 a	Seasoning	17
12 b	Seasoning (Graph)	18
13 a	Balloon loans as % of other loans	19
13 b	Balloon loans as % of other loans (Graph)	20
14 a	Loans per borrower	21
14 b	Loans per borrower (Graph)	22
15 a	Amortization Profile	23
15 b	Amortization Profile (Graph)	24
16 a	Payment Holidays	25
16 b	Payment Holidays (Graph)	26
17 a	Downpayment	27
17 b	Downpayment (Graph)	28
18 a	Vehicle Condition	29
18 b	Vehicle Condition (Graph)	30
19 a	Borrower Type	31
19 b	Borrower Type (Graph)	32
20 a	Vehicle Type	33
20 b	Vehicle Type (Graph)	34
21 a	Restructured Loans	35
21 b	Restructured Loans (Graph)	36
22	Dynamic Interest Rate	37
23	Dynamic Pre-Payment	38
24	Dynamic Delinquency	39
25	Defaults, Recoveries and Losses by Quarter of Default	40
26	Priority of Payments Pre-Enforcement	41
27	Transaction Costs	42
28	Contact Details	43

SCF Rahoituspalvelut II DAC
Monthly Investor Report

1. Portfolio Information



Reporting Date	27.06.2019	
Payment date	25.06.2019	
Period No	31	
Monthly Period	May 19	
Interest Period	from 28.05.2019	to 25.06.2019 = 28 days

	Current Period
Outstanding receivables	Aggregated Outstanding Principal Amount
Opening balance	120 350 798,16 EUR
Scheduled Loan Principal Repayments	3 992 207,90 EUR
Prepayments	3 851 997,94 EUR
Deemed Collections - Other	- EUR
Total Principal Payments Received	7 844 205,84 EUR
New Defaulted Auto Loans in Period	168 423,78 EUR
Closing Balance	112 338 168,54 EUR
Total revenue collections	
Revenue and fees received on loan balances	440 269,22 EUR
Recoveries on loans in default	29 476,35 EUR
Total Revenue Received in Period	469 745,57 EUR
# Loans	
At beginning of period	13 982 Loans
Paid in Full	618 Loans
Repurchased (Deemed Collections)	- Loans
New loans into default	16 Loans
At end of period	13 348 Loans

**SCF Rahoituspalvelut II DAC
Monthly Investor Report**

2. Amount Due for Distribution

Reporting Date	27.06.2019
Payment date	25.06.2019
Period No	31
Monthly Period	May 19
Interest Period	from 28.05.2019 to 25.06.2019 = 28 days



Purchaser Available Distribution Amount

Current Period

a. Collections (Principal, interest, and fee etc)	8 311 911 EUR
b. Stamp Duty, Taxes, Liabilities etc. Paid by the Seller to the Purchaser	0 EUR
c. Default, Interest, Indemnities etc Paid by the Seller to the Purchaser	0 EUR
d. Other amounts Paid by the Seller to the Purchaser	0 EUR
e. Interest Earned by the Purchaser	0 EUR
f. Other amounts received by the purchaser	0 EUR
Total Amount for Purchaser Available Distribution Amount	8 311 911 EUR

Issuer Available Distribution Amount

a. Amounts due to Issuer from Purchaser under the Loan Agreement	8 263 420 EUR
b. Reserve Fund	925 522 EUR
c. Interest Earned by the Issuer	0 EUR
d. Other amounts received by the issuer	0 EUR
Total Amount for Issuer Available Distribution Amount	9 188 943 EUR

SCF Rahoituspalvelut II DAC
Monthly Investor Report

3. Reserve Accounts

Reporting Date	27.06.2019
Payment date	25.06.2019
Period No	31
Monthly Period	May 19
Interest Period	from 28.05.2019 to 25.06.2019 = 28 days



Note Balance

Beginning of Period	120 350 798,16 EUR
End of Period	112 338 168,54 EUR

Reserve Fund

	in %	
Beginning of Period	0,0 %	- EUR
Cash Outflow		- EUR
Cash Inflow		- EUR
End of Period	0,0 %	- EUR
Required Reserve Amount	0,0 %	- EUR

Liquidity Balance

Beginning of Period	0,8 %	925 522,40 EUR
Cash Outflow		925 522,40 EUR
Cash Inflow		856 050,00 EUR
End of Period	0,7 %	856 050,00 EUR
Required Reserve Amount	0,7 %	856 050,00 EUR

Servicer Advance Reserve Fund

Beginning of Period	100 000,00 EUR
Cash Outflow	- EUR
Cash Inflow	- EUR
End of Period	100 000,00 EUR
Required Reserve Amount	100 000,00 EUR

Set-off from Deposits

No borrowers whose loans were sold to SCF Rahoituspalvelut II DAC held deposits with Santander Consumer Finance OY. The risk of set-off from deposits is therefore zero.

We hereby confirm that the Seller confirms its ongoing retention of a net economic interest of at least 5% in accordance with Article 405 of the CRR and Article 51 of the AIFMR

SCF Rahoituspalvelut II DAC
Monthly Investor Report

4. Performance Data



Reporting Date	27.06.2019				
Payment date	25.06.2019				
Period No	31				
Monthly Period	May 19				
Interest Period	from	28.05.2019	to	25.06.2019	= 28 days

Asset Balance

Beginning of Period	120 350 798,16	EUR
End of Period	112 338 168,54	EUR

Portfolio Performance:

	EUR	%	# loans
Performing Receivables:			
Current	101 981 825,30	90,78 %	12 227
1-29 days past due	7 472 759,37	6,65 %	841

Delinquent Receivables:

30-59 days past due	1 943 270,93	1,73 %	180
60-89 days past due	410 616,52	0,37 %	52
90-119 days past due	177 422,18	0,16 %	20
120-149 days past due	205 684,32	0,18 %	19
150-179 days past due	146 589,92	0,13 %	9
Total Performing and Delinquent	112 338 169	100,00 %	13 348

	EUR	%	# loans
Volkswagen vehicles	16 697 494	14,86 %	2 331

Current Period Defaults	168 423,78		16
Cumulative Defaults	6 517 027,58		497
Current Period Recoveries	29 476,35		
Cumulative Recoveries	4 998 531,35		

Principal Deficiency Trigger Event, where [A] > [B * 9%]

NO

[A] [1] - [2] - [3]	0,00
Note Principal Closing Balance [1]	112 338 168,54
Reserve Fund Amount [2]	-
Aggregate Outstanding Asset Principal Amount [3]	112 338 168,54
[B] Initial Aggregate Outstanding Note Principal Amount	607 200 000,00

SCF Rahoituspalvelut II DAC
Monthly Investor Report

5. Outstanding Notes

Reporting Date	27.06.2019	
Payment date	25.06.2019	
Period No	31	
Monthly Period	May 19	
Interest Period	from 28.05.2019	to 25.06.2019 = 28 days



1. Note Balance	All Notes	Class A	Class B	Class C	Class D	Class E	Class F
General Note Information							
ISIN Code		XS1504682649	XS1504689578	XS1504693091	XS1504695112	XS1504695385	XS1504695542
Currency		EUR	EUR	EUR	EUR	EUR	EUR
Initial Tranching	100 %	89,49 %	4,50 %	1,50 %	1,01 %	1,70 %	1,81 %
Legal Final Maturity Date		25.11.2025	25.11.2025	25.11.2025	25.11.2025	25.11.2025	25.11.2025
Rating (Fitch/Moody's)		AAA/Aaa	AAA/Aaa	A+/Aaa	A+/Aaa	BB+/A1	Not rated
Initial Notes Aggregate Principal Outstanding Balance	607 200 000,00	543 400 000,00	27 300 000,00	9 100 000,00	6 100 000,00	10 300 000,00	11 000 000,00
Initial Nominal per Note		100 000,00	100 000,00	100 000,00	100 000,00	100 000,00	100 000,00
Initial Number of Notes per Class	6072	5434	273	91	61	103	110
Current Note Information							
Class Principal Outstanding Opening Balance	120 350 798,16	56 550 798,16	27 300 000,00	9 100 000,00	6 100 000,00	10 300 000,00	11 000 000,00
Available Distribution Amount	9 188 942,61						
Amortisation	8 012 629,62						
Redemption per Class	8 012 629,62	8 012 629,62	-	-	-	-	-
Redemption per Note		1 474,54	-	-	-	-	-
Class Principal Outstanding Closing Balance	112 338 168,54	48 538 168,54	27 300 000,00	9 100 000,00	6 100 000,00	10 300 000,00	11 000 000,00
Current Tranching	100 %	43,21 %	24,30 %	8,10 %	5,43 %	9,17 %	9,79 %
Current Pool Factor		0,09	1,00	1,00	1,00	1,00	1,00
2. Payments to Investors per Note							
Interest rate Basis: 1-M EURIBOR / Spread		(Act/360)	(30/360)	(30/360)	(30/360)	(30/360)	(30/360)
Day Count Convention*							
Interest Days	28						
Principal Outstanding per Note Beginning of Period		10 406,85	100 000,00	100 000,00	100 000,00	100 000,00	100 000,00
>Principal Repayment per note		1 474,54	-	-	-	-	-
Principal Outstanding per Note End of Period		8 932,31	100 000,00	100 000,00	100 000,00	100 000,00	100 000,00
>Interest accrued for the period		1,04	13,92	133,33	200,00	275,00	750,00
Interest Payment	21 562,53	5 629,95	3 799,25	12 133,33	12 200,00	28 325,00	82 500,00
Interest Payment per Note		1,04	13,92	133,33	200,00	275,00	750,00
3. Credit Enhancements							
Initial total CE (Subordination, Reserve)		11,45 %	6,95 %	5,45 %	4,45 %	2,75 %	0,94 %
Current CE (incl. Excess Spread)		58,58 %	34,28 %	26,18 %	20,75 %	11,58 %	1,79 %
Current CE (excl. Excess Spread)		57,55 %	33,25 %	25,15 %	19,72 %	10,55 %	0,76 %

SCF Rahoituspalvelut II DAC
Monthly Investor Report

6. Counterparty Ratings, Trigger Levels and Consequences



Reporting Date 27.06.2019
Payment date 25.06.2019
Period No 31
Monthly Period May 19
Interest Period : 28.05.2019 to 25.06.2019 = 28 days

Transaction Role	Counterparty		Rating Triggers								Trigger breached?	Summary of Contractual Requirements if Rating Trigger Breach	
			Short Term				Long Term						
			Fitch	Moody's	Fitch	Moody's	Fitch	Moody's	Fitch	Moody's			
Criteria	Current	Criteria	Current	Criteria	Current	Criteria	Current	Criteria	Current				
Issuer	SCF Rahoituspalvelut II DAC			No rating		No rating		No rating		No rating		N/A	
Seller	Santander Consumer Finance Oy			No rating		No rating		No rating		No rating		N/A	
Servicer	Santander Consumer Finance Oy			No rating		No rating		No rating		No rating		N/A	
Servicer's Owner	Santander Consumer Finance		N/A	F2	N/A	P-1	BBB -	A-	Baa3	A2	No	Santander Consumer Finance, S.A. undertakes in the Servicing Agreement to act as Back-Up Servicer Facilitator, which will require it to (i) select within 60 days a bank or financial institution meeting the requirements set out in the Servicing Agreement and willing to assume the duties of a successor servicer in the event that a Servicer Termination Notice is delivered, (ii) review the information provided to it by the Servicer under the Servicing Agreement, (iii) enter into appropriate data confidentiality provisions and (iv) notify the Servicer if it requires further assistance	
Transaction Account Bank	BNP Paribas		F1	F1	P-1	P-1	A	A+	A3	Aa3	No	The Issuer and the Purchaser shall (with the prior written consent of the Note Trustee) arrange for the transfer (within 30 calendar days) of: (i) in relation to the Issuer, the Issuer Secured Accounts and all of the funds standing to the credit of the Issuer Secured Accounts; and (ii) in relation to the Purchaser, the Purchaser Transaction Account and all funds standing to the credit of the Purchaser Transaction Account, to another bank which meets the Required Ratings	
Swap Counterparty	BS	Fitch First Rating Trigger Collateral.	F1	F2	N/A	N/A	A	A-	N/A	N/A	Yes	If the Swap Counterparty (or its guarantor) ceases to have the Fitch First Trigger Required Rating, it: (a) shall post collateral on each Business Day for its obligations in accordance with the provisions of the Credit Support Annex; or (b) may, within 14 calendar days, (i) obtain a guarantee of its obligations under the Swap Agreement from a third party with the Required Ratings; or (ii) transfer all of its rights and obligations under the Swap Agreement to a third party with the Required Ratings	
	BS	Fitch Second Rating Trigger Collateral.	F3	F2	N/A	N/A	BBB-	A-	N/A	N/A	No	If the Swap Counterparty (or its guarantor) ceases to have the Fitch Second Trigger Required Rating, it: (e) shall post collateral on each Business Day for its obligations in accordance with the provisions of the Credit Support Annex; and (f) shall, within 30 calendar days, (i) obtain a guarantee of its obligations under the Swap Agreement from a third party with the Required Ratings; or (ii) transfer all of its rights and obligations under the Swap Agreement to a third party with the Required Ratings	
Swap Counterparty	BS	Moody's First Rating Trigger Collateral.	N/A	N/A		P-1	N/A	N/A	A3	A2	No	If the Swap Counterparty (or its guarantor) ceases to have the Moody's Qualifying Collateral Trigger Rating, it: (c) shall post collateral on each Business Day for its obligations in accordance with the provisions of the Credit Support Annex; and (d) may, within 30 calendar days, (i) obtain a guarantee of its obligations under the Swap Agreement from a third party with the Required Ratings; (ii) transfer all of its rights and obligations under the Swap Agreement to a third party with the Required Ratings; or (iii) take any further action to maintain the then current rating of the Class A Notes (subject to confirmation from the Rating Agencies that such action will not adversely affect the then current ratings of the Notes).	
	BS	Moody's Second Rating Trigger Collateral.	N/A	N/A		P-1	N/A	N/A	Baa3	A2	No	If the Swap Counterparty (or its guarantor) ceases to have the Moody's Qualifying Collateral Trigger Rating, it: (g) shall post collateral on each Business Day for its obligations in accordance with the provisions of the Credit Support Annex; and (h) shall, within 30 calendar days, (i) obtain a guarantee of its obligations under the Swap Agreement from a third party with the Required Ratings; (ii) transfer all of its rights and obligations under the Swap Agreement to a third party with the Required Ratings; or (iii) take any such further action to maintain the then current rating of the Class A Notes (subject to confirmation from the Rating Agencies that such action will not adversely affect the then current ratings of the Notes).	
Collections Account Bank	Skandinaviska Enskilda Banken		F1	F1+	P-1	P-1	A	AA-	A3	Aa2	No	The Servicer shall (with the prior written consent of the Note Trustee) use reasonable endeavours to arrange for the transfer (within 30 calendar days) of the Issuer Collections Account and all of the funds standing to the credit of the Issuer Collections Account to another bank which meets the Required Ratings.	

**SCF Rahoituspalvelut II DAC
Monthly Investor Report**

7.a Original Portfolio Principal Balance

Reporting Date	27.06.2019				
Payment date	25.06.2019				
Period No	31				
Monthly Period	May 19				
Interest Period	from	28.05.2019	to	25.06.2019	= 28 days



Average amount - all: 15 380

	TOTAL								
	Min	Max	No	Original balance	%	WA months to maturity	WA seasoning		
Original balance	0	5 000	4 918	16 901 686	2,8 %	27,1	7,6		
	5 000	10 000	9 847	74 215 036	12,2 %	42,0	7,3		
	10 000	15 000	8 985	111 416 382	18,3 %	48,2	6,9		
	15 000	20 000	6 019	104 299 602	17,2 %	50,1	6,5		
	20 000	25 000	3 882	86 707 854	14,3 %	50,7	6,5		
	25 000	30 000	2 326	63 365 455	10,4 %	50,9	6,4		
	30 000	35 000	1 289	41 640 377	6,9 %	51,2	6,1		
	35 000	40 000	743	27 730 328	4,6 %	50,9	6,3		
	40 000	45 000	501	21 219 137	3,5 %	50,5	6,5		
	45 000	50 000	290	13 722 199	2,3 %	50,8	6,2		
	50 000	55 000	197	10 299 964	1,7 %	50,5	6,4		
	55 000	60 000	135	7 726 950	1,3 %	50,7	5,4		
	60 000	-	349	27 954 755	4,6 %	51,2	5,9		
	Total			39 481	607 199 725	100 %	48,49	6,6	

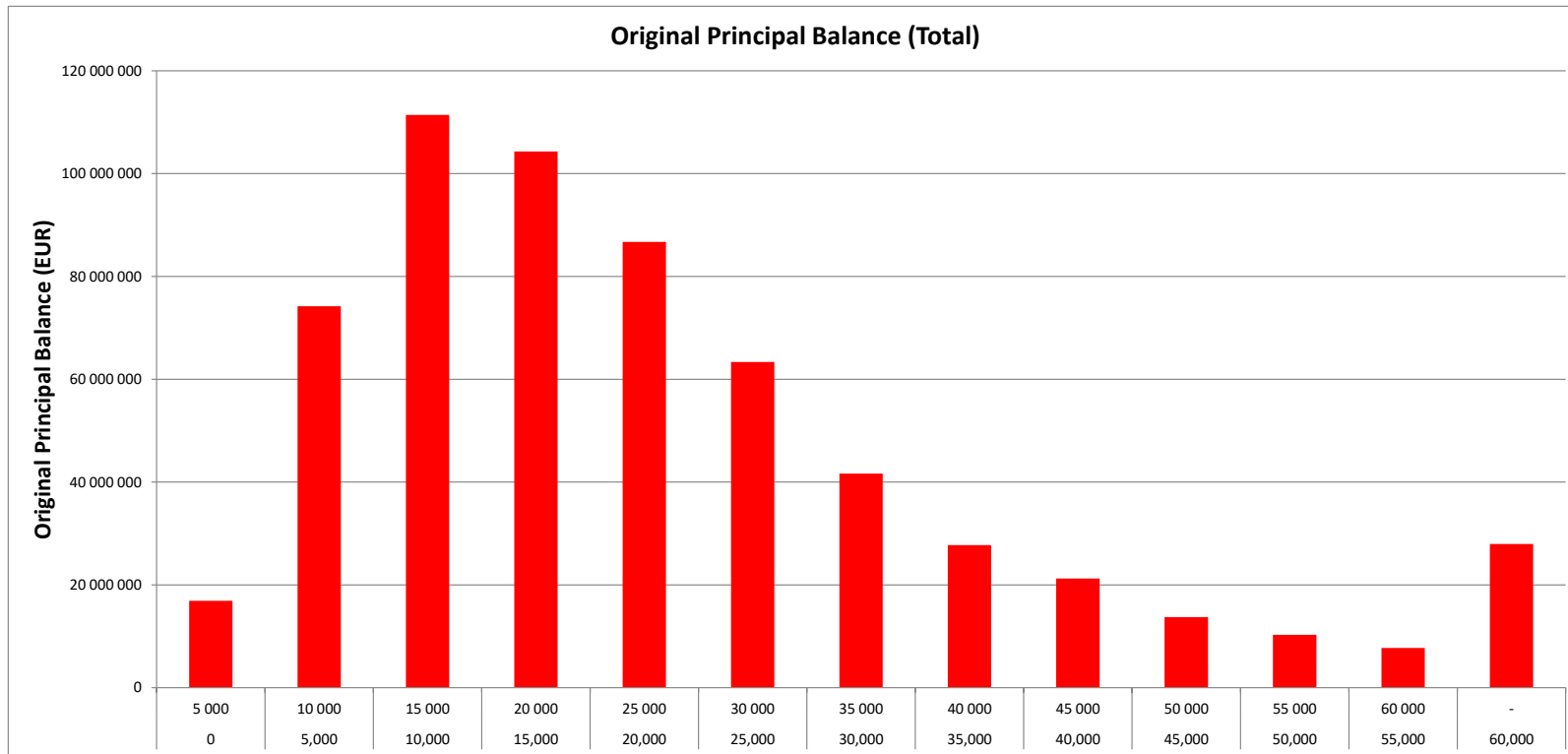
**SCF Rahoituspalvelut II DAC
Monthly Investor Report**

7.b Original Principal Balance Graph

Reporting Date	27.06.2019	
Payment date	25.06.2019	
Period No	31	
Monthly Period	May 19	
Interest Period	from 28.05.2019	to 25.06.2019 = 28 days



Original Principal Balance (Total)



**SCF Rahoituspalvelut II DAC
Monthly Investor Report**

8.a Outstanding Principal Balance

Reporting Date	27.06.2019				
Payment date	25.06.2019				
Period No	31				
Monthly Period	May 19				
Interest Period	from	28.05.2019	to	25.06.2019	= 28 days



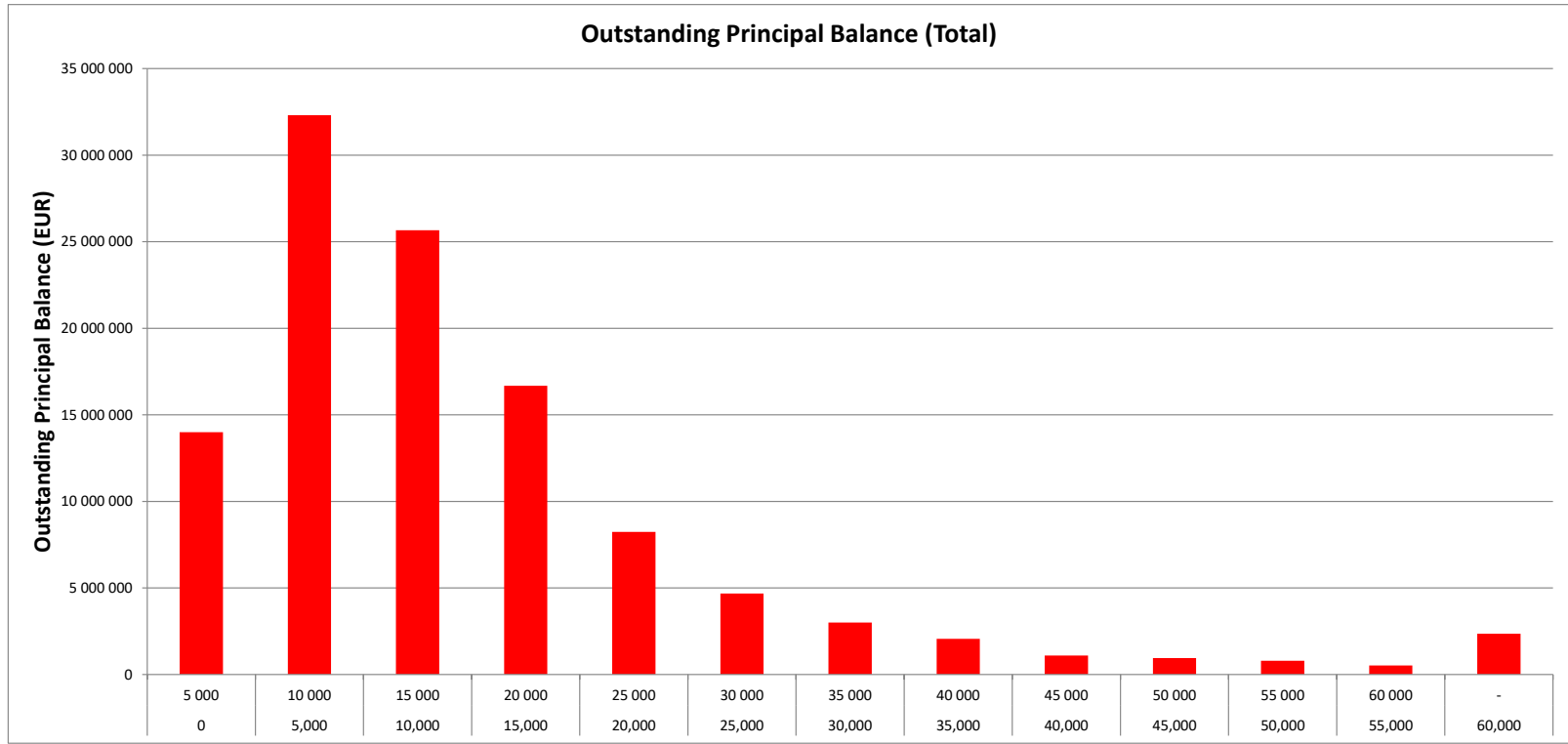
Average amount - all: 8 416

	TOTAL						
	Min	Max	No	Outstanding balance	%	WA months to maturity	WA seasoning
Outstanding balance		0 5 000	4 970	13 994 803	12,5 %	17,3	39,1
		5 000 10 000	4 500	32 309 106	28,8 %	21,7	37,9
		10 000 15 000	2 114	25 664 926	22,8 %	22,3	37,6
		15 000 20 000	971	16 681 899	14,8 %	22,9	37,3
		20 000 25 000	372	8 237 735	7,3 %	23,1	37,0
		25 000 30 000	173	4 677 643	4,2 %	23,1	37,2
		30 000 35 000	93	3 006 582	2,7 %	21,8	37,7
		35 000 40 000	55	2 056 747	1,8 %	22,4	37,7
		40 000 45 000	26	1 101 640	1,0 %	22,6	37,1
		45 000 50 000	20	949 556	0,8 %	23,6	37,7
		50 000 55 000	15	790 058	0,7 %	22,2	37,9
		55 000 60 000	9	516 829	0,5 %	24,4	37,0
		60 000 -	30	2 350 644	2,1 %	22,5	37,6
		Total	13 348	112 338 169	100 %		

**SCF Rahoituspalvelut II DAC
Monthly Investor Report**

8.b Outstanding Principal Balance Graph

Reporting Date	27.06.2019	
Payment date	25.06.2019	
Period No	31	
Monthly Period	May 19	
Interest Period	from 28.05.2019	to 25.06.2019 = 28 days



SCF Rahoituspalvelut II DAC
Monthly Investor Report

9.a Geographical Distribution



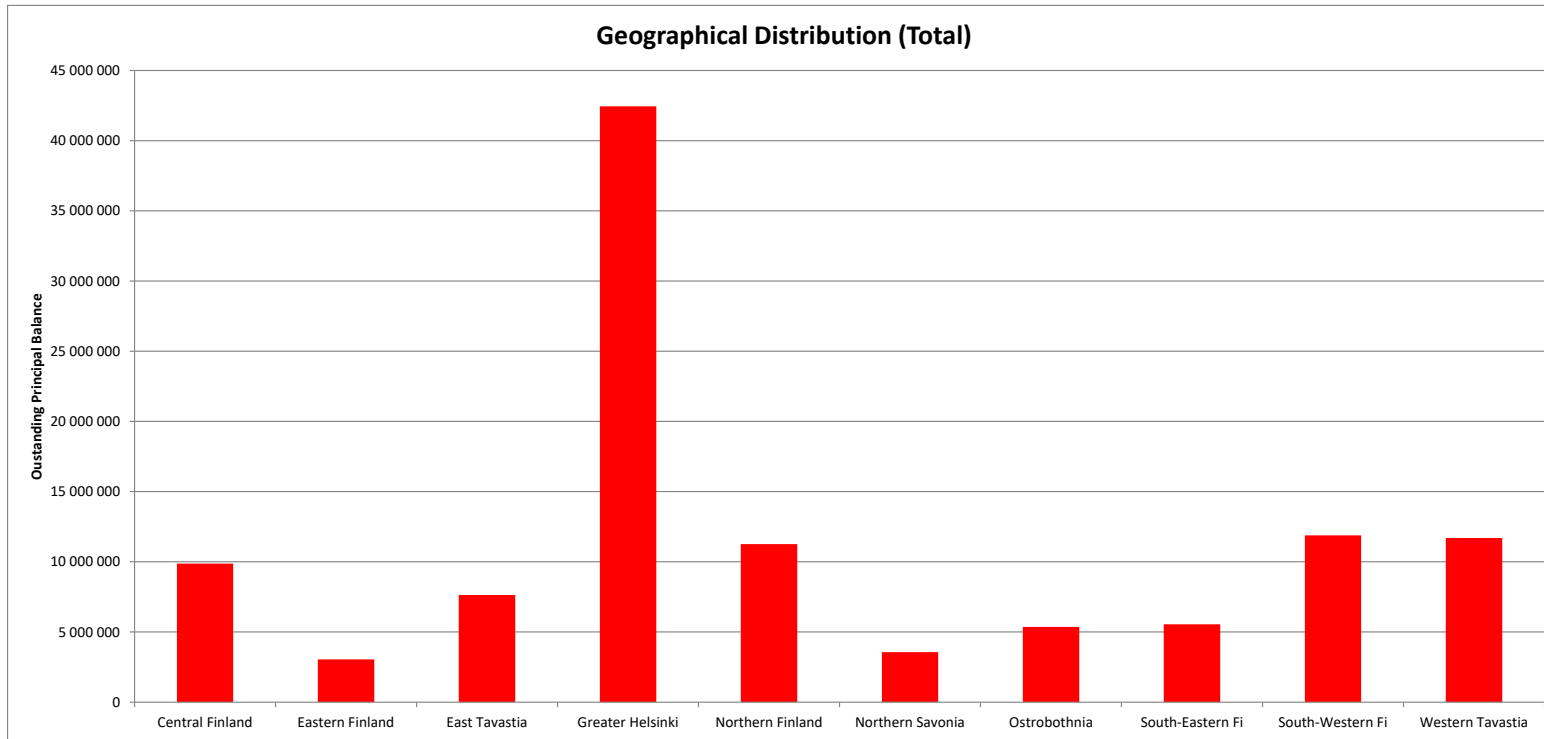
Reporting Date	27.06.2019	
Payment date	25.06.2019	
Period No	31	
Monthly Period	May 19	
Interest Period	from 28.05.2019	to 25.06.2019 = 28 days

TOTAL						
District	No	Outstanding balance	% of Outstanding balance	WA months to ma	WA seasoning	
Central Finland	1 256	9 877 357	8,79 %	21,6		37,8
Eastern Finland	406	3 047 169	2,71 %	21,6		37,5
East Tavastia	958	7 636 946	6,80 %	22,0		37,5
Greater Helsinki	4 660	42 452 472	37,79 %	21,7		37,8
Northern Finland	1 359	11 261 848	10,02 %	21,8		37,7
Northern Savonia	449	3 565 955	3,17 %	20,6		37,8
Ostrobothnia	736	5 357 638	4,77 %	21,0		38,2
South-Eastern Fi	677	5 545 224	4,94 %	21,2		38,5
South-Western Fi	1 471	11 889 066	10,58 %	21,8		37,9
Western Tavastia	1 376	11 704 494	10,42 %	22,2		37,4
Total	13 348	112 338 169	100 %			

SCF Rahoituspalvelut II DAC
Monthly Investor Report

9.b Geographical Distribution Graph

Reporting Date	27.06.2019	
Payment date	25.06.2019	
Period No	31	
Monthly Period	May 19	
Interest Period	from 28.05.2019	to 25.06.2019 = 28 days



**SCF Rahoituspalvelut II DAC
Monthly Investor Report**

10.a Interest Rate

Reporting Date	27.06.2019	
Payment date	25.06.2019	
Period No	31	
Monthly Period	May 19	
Interest Period	from 28.05.2019	to 25.06.2019 = 28 days

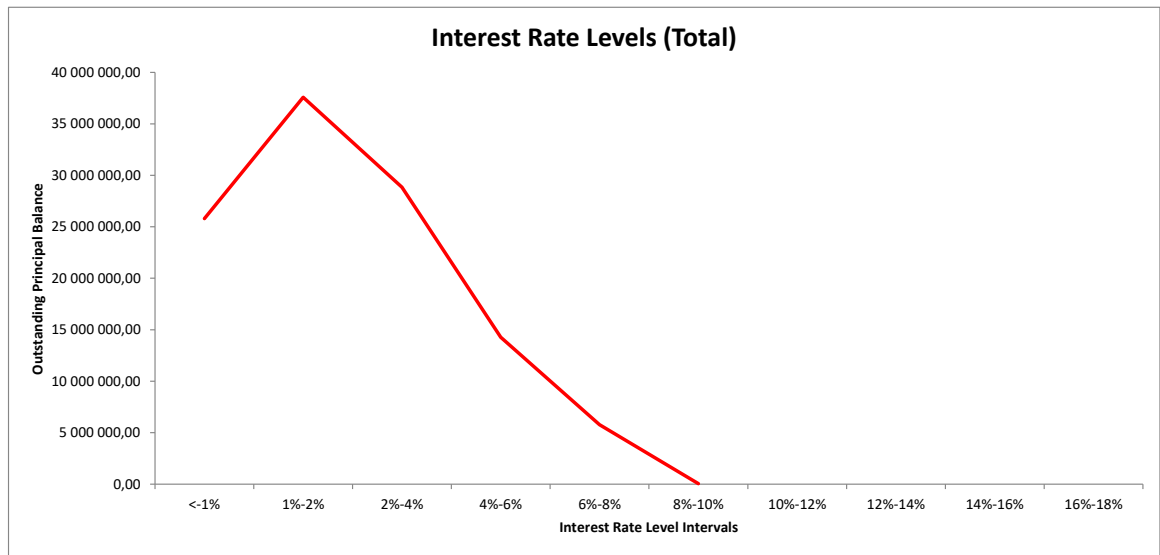


TOTAL						
Min (>=)	Max (<)	No	Outstanding balance	% of total Outstanding balance	WA months to maturity	WA seasoning
0	1	2 617	25 794 652	22,96 %	22,7	37,1
1	2	3 977	37 581 250	33,45 %	21,9	37,6
2	4	3 183	28 848 936	25,68 %	21,0	38,3
4	6	2 340	14 275 480	12,71 %	21,0	38,2
6	8	1 219	5 788 241	5,15 %	20,7	38,1
8	10	12	49 611	0,04 %	21,3	37,2
10	12					
12	14					
14	16					
16	18					
18	20					
Total		13 348	112 338 169	100 %		

SCF Rahoituspalvelut II DAC
Monthly Investor Report

10.b Interest Rate

Reporting Date	27.06.2019				
Payment date	25.06.2019				
Period No	31				
Monthly Period	May 19				
Interest Period	from	28.05.2019	to	25.06.2019	= 28 days



SCF Rahoituspalvelut II DAC
Monthly Investor Report

11.a Remaining Terms



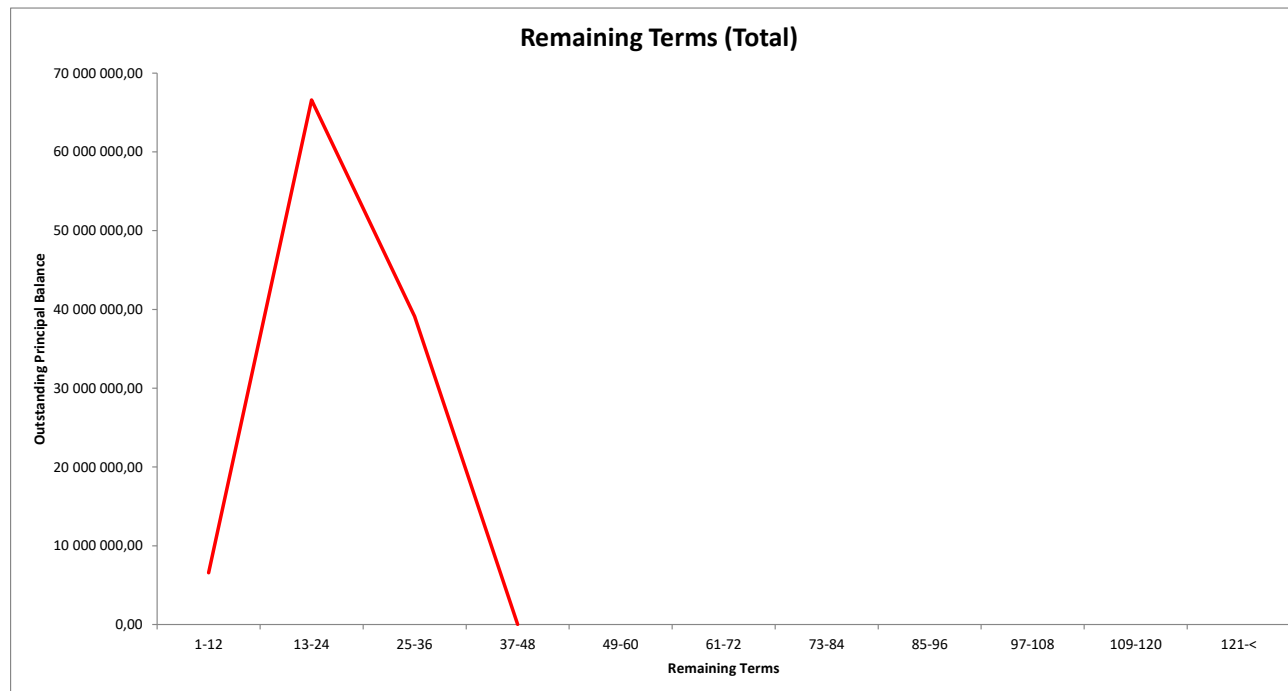
Reporting Date	27.06.2019	
Payment date	25.06.2019	
Period No	31	
Monthly Period	May 19	
Interest Period	from 28.05.2019	to 25.06.2019 = 28 days

		TOTAL						
Months to maturity	Min	Max	No	Outstanding balance	%	WA months to maturity	WA seasoning	
	0		0	41	19 915	0,02 %	0,0	37,7
	1		12	2 233	6 571 718	5,85 %	8,5	42,2
	13		24	7 545	66 596 648	59,28 %	20,3	39,3
	25		36	3 527	39 131 548	34,83 %	26,3	34,4
	37		48	2	18 340	0,02 %	43,5	34,8
	49		60					
	61		72					
	73		84					
	85		96					
	97		108					
	109		120					
	121		-					
Total			13 348	112 338 169	100 %			

**SCF Rahoituspalvelut II DAC
Monthly Investor Report**

11.b Remaining Terms

Reporting Date	27.06.2019				
Payment date	25.06.2019				
Period No	31				
Monthly Period	May 19				
Interest Period	from	28.05.2019	to	25.06.2019	= 28 days



SCF Rahoituspalvelut II DAC
Monthly Investor Report

12.a Seasoning



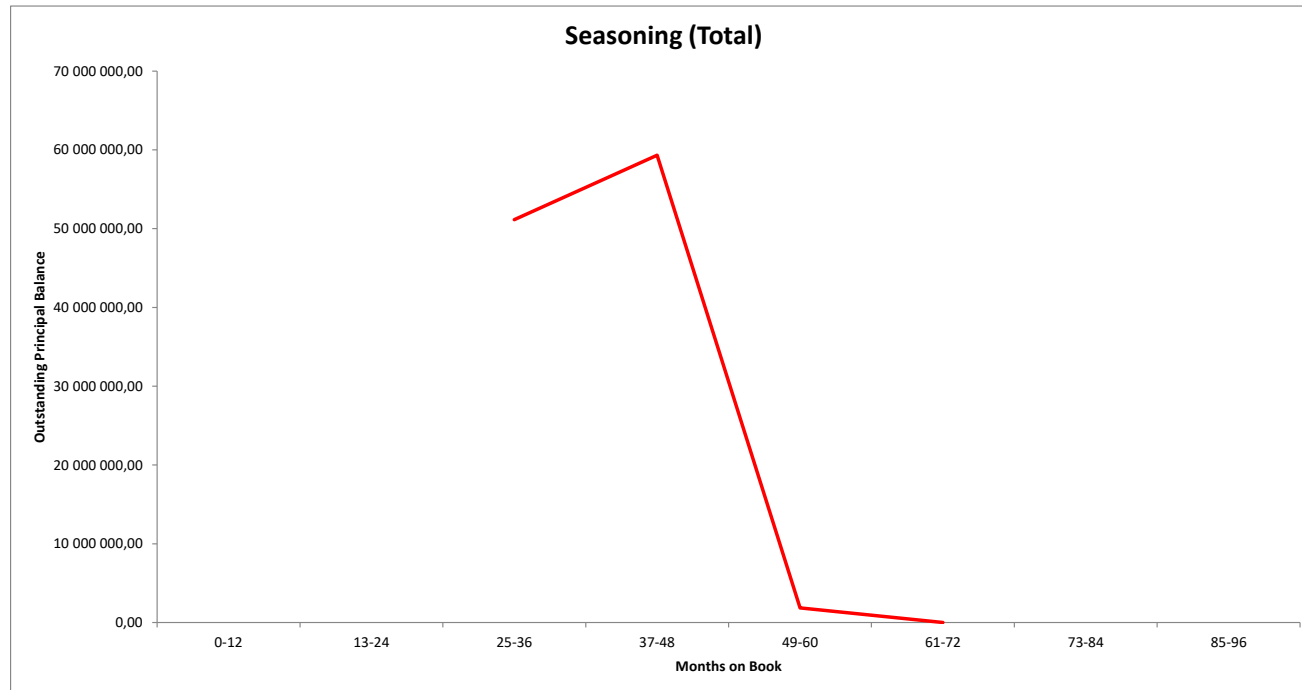
Reporting Date	27.06.2019				
Payment date	25.06.2019				
Period No	31				
Monthly Period	May 19				
Interest Period	from	28.05.2019	to	25.06.2019	= 28 days

TOTAL							
Min	Max	No	Outstanding balance	% of Outstanding Balance	WA months to maturity	WA seasoning	
1		12					
13		24					
25		36	5 689	51 142 239	45,53 %	24,7	34,4
37		48	7 276	59 325 327	52,81 %	19,5	40,2
49		60	382	1 868 115	1,66 %	9,0	51,5
61		72	1	2 488	0,00 %	1,0	61,0
73		84					
85		96					
Total		13 348		112 338 169	100 %		

**SCF Rahoituspalvelut II DAC
Monthly Investor Report**

12.b Seasoning

Reporting Date	27.06.2019				
Payment date	25.06.2019				
Period No	31				
Monthly Period	May 19				
Interest Period	from	28.05.2019	to	25.06.2019	= 28 days



**SCF Rahoituspalvelut II DAC
Monthly Investor Report**

13.a Balloon loans



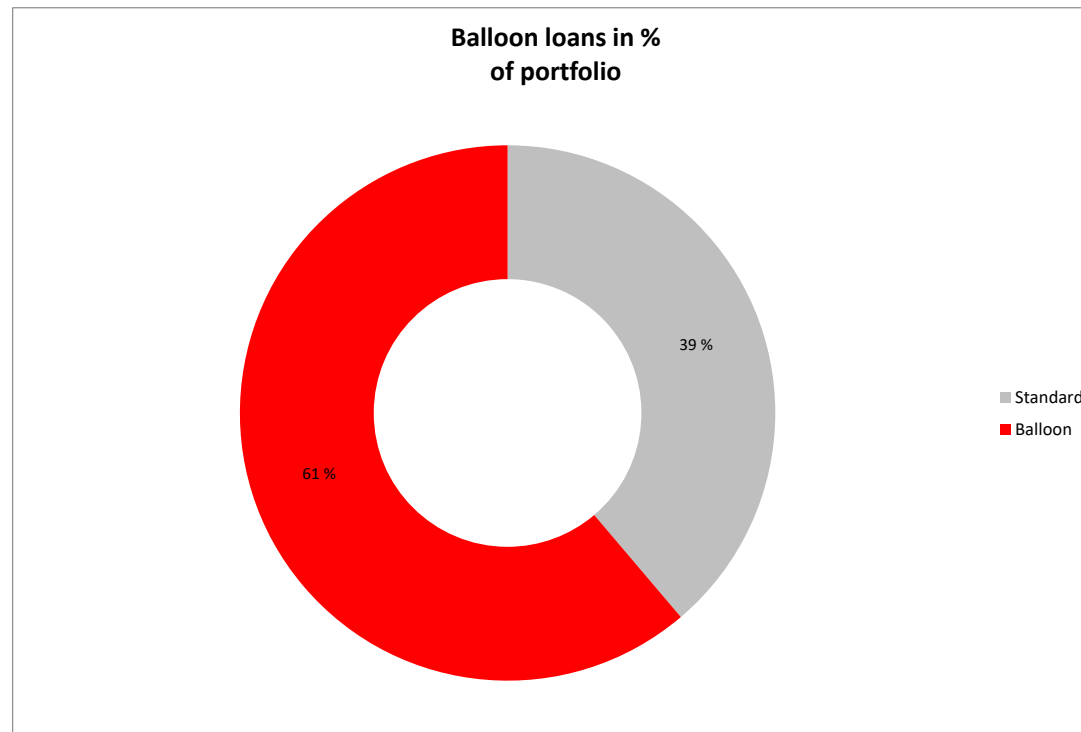
Reporting Date	27.06.2019	
Payment date	25.06.2019	
Period No	31	
Monthly Period	May 19	
Interest Period	from 28.05.2019	to 25.06.2019 = 28 days

Balloon loans in % of portfolio	TOTAL							
	Min	No	Outstanding balance	% of Outstanding Balance	Residual Value	Residual of Total	WA months to maturity	WA seasoning
Standard		8 453	43 583 293	38,80 %	1 345	0,00 %	21,0	37,6
Balloon		4 895	68 754 876	61,20 %	35 372 165	51,45 %	22,1	37,9
Total		13 348	112 338 169	100 %	35 373 509	31,49 %		

SCF Rahoituspalvelut II DAC
Monthly Investor Report

13.b Balloon loans

Reporting Date	27.06.2019	
Payment date	25.06.2019	
Period No	31	
Monthly Period	May 19	
Interest Period	from 28.05.2019	to 25.06.2019 = 28 days



SCF Rahoituspalvelut II DAC
Monthly Investor Report

14.a # loans per borrower




Reporting Date	27.06.2019	
Payment date	25.06.2019	
Period No	31	
Monthly Period	May 19	
Interest Period	from 28.05.2019	to 25.06.2019 = 28 days

TOTAL				
	Total number of loans	Total number of debtors	Outstanding balance	%
# loans per borrower	1	13088	109 755 004	97,70 %
	2	88	1 821 949	1,62 %
	3	14	399 816	0,36 %
	4	5	166 112	0,15 %
	5	2	76 408	0,07 %
	6	2	118 880	0,11 %
	Total:	13 199	112 338 169	100,0 %

SCF Rahoituspalvelut II DAC
Monthly Investor Report

14.b # loans per borrower

Reporting Date	27.06.2019				
Payment date	25.06.2019				
Period No	31				
Monthly Period	May 19				
Interest Period	from	28.05.2019	to	25.06.2019	= 28 days



SCF Rahoituspalvelut II DAC
Monthly Investor Report

15.a Amortization Profile



Reporting Date	27.06.2019	
Payment date	25.06.2019	
Period No	31	
Monthly Period	May 19	
Interest Period	from 28.05.2019	to 25.06.2019 = 28 days

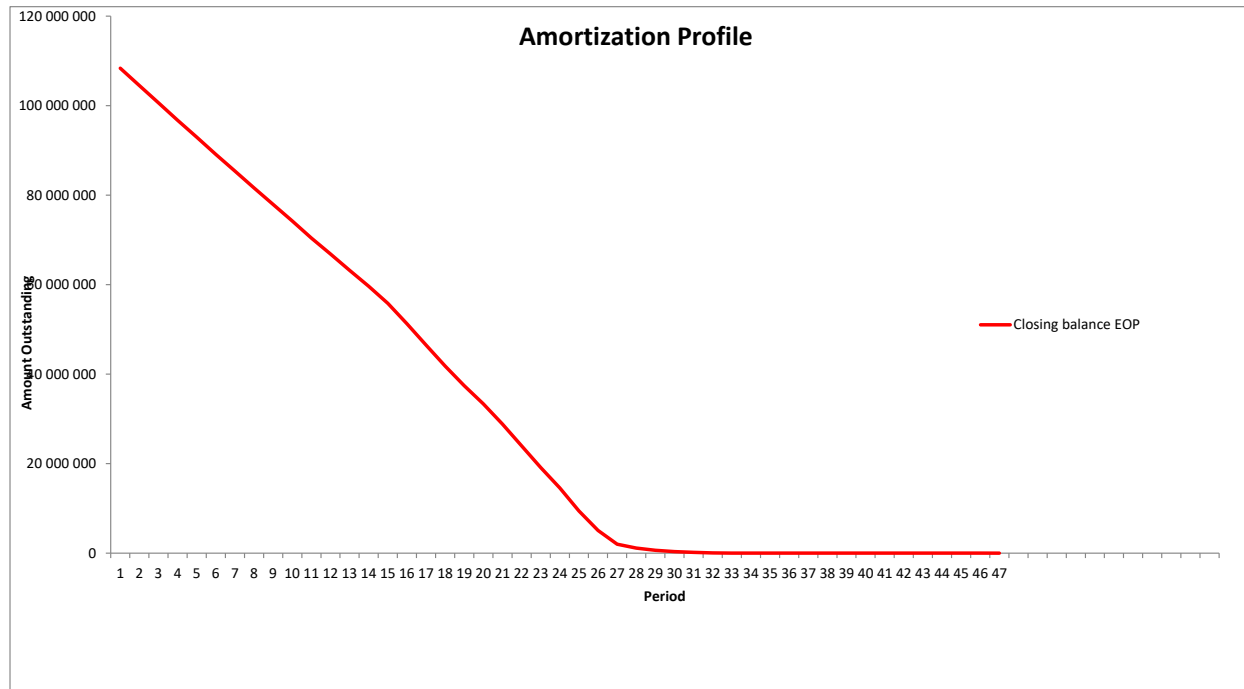
Period	TOTAL					
	Opening Balance	Closing Balance	Amortization	Interest	Yield	Percentage
1	112 338 169	108 369 451	3 968 717	241 194	2,61 %	96,47 %
2	108 369 451	104 484 932	3 884 519	231 827	2,60 %	93,01 %
3	104 484 932	100 610 005	3 874 927	222 543	2,59 %	89,56 %
4	100 610 005	96 721 657	3 888 348	213 341	2,57 %	86,10 %
5	96 721 657	92 930 467	3 791 191	204 138	2,56 %	82,72 %
6	92 930 467	89 114 901	3 815 565	195 115	2,55 %	79,33 %
7	89 114 901	85 401 510	3 713 391	186 058	2,53 %	76,02 %
8	85 401 510	81 624 900	3 776 610	177 303	2,52 %	72,66 %
9	81 624 900	77 938 003	3 686 897	168 413	2,50 %	69,38 %
10	77 938 003	74 243 268	3 694 735	159 798	2,49 %	66,09 %
11	74 243 268	70 397 820	3 845 447	151 203	2,47 %	62,67 %
12	70 397 820	66 865 697	3 532 123	142 306	2,45 %	59,52 %
13	66 865 697	63 217 023	3 648 674	134 087	2,43 %	56,27 %
14	63 217 023	59 631 805	3 585 218	125 626	2,41 %	53,08 %
15	59 631 805	55 799 917	3 831 889	117 249	2,39 %	49,67 %
16	55 799 917	51 245 516	4 554 400	108 544	2,36 %	45,62 %
17	51 245 516	46 492 752	4 752 764	98 383	2,33 %	41,39 %
18	46 492 752	41 774 074	4 718 679	88 339	2,30 %	37,19 %
19	41 774 074	37 416 486	4 357 588	78 548	2,28 %	33,31 %
20	37 416 486	33 385 209	4 031 277	69 579	2,25 %	29,72 %

Amortization profile (first 20 periods)

SCF Rahoituspalvelut II DAC
Monthly Investor Report

15.b Amortization Profile

Reporting Date	27.06.2019	
Payment date	25.06.2019	
Period No	31	
Monthly Period	May 19	
Interest Period	from 28.05.2019	to 25.06.2019 = 28 days



SCF Rahoituspalvelut II DAC
Monthly Investor Report

16.a Payment Holidays



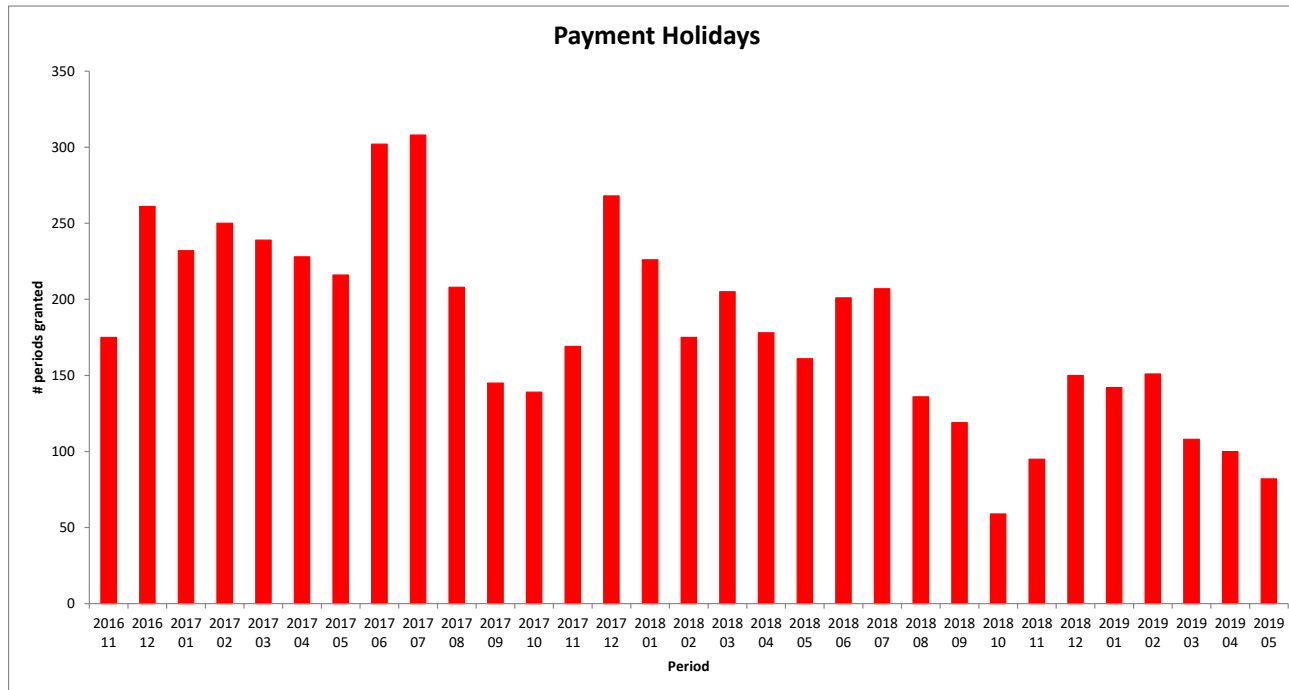
Reporting Date	27.06.2019			
Payment date	25.06.2019			
Period No	31			
Monthly Period	May 19			
Interest Period	from	28.05.2019	to	25.06.2019 = 28 days

TOTAL					
Period	No	Number of periods granted	Sum of Payments	Closing Balance	
2016 11	175	267	78 603	2 806 265	
2016 12	261	319	91 714	4 552 936	
2017 01	232	318	89 820	4 037 845	
2017 02	250	347	94 638	4 010 715	
2017 03	239	309	86 447	3 676 999	
2017 04	228	316	83 086	3 258 438	
2017 05	216	277	77 068	3 233 674	
2017 06	302	413	112 755	4 260 576	
2017 07	308	395	112 197	4 528 263	
2017 08	208	254	71 697	3 176 504	
2017 09	145	188	52 989	2 135 132	
2017 10	139	179	62 731	1 906 472	
2017 11	169	228	66 722	2 290 413	
2017 12	268	318	87 105	3 259 078	
2018 01	226	304	111 046	3 303 397	
2018 02	175	247	72 888	2 511 531	
2018 03	205	279	77 347	2 488 412	
2018 04	178	240	66 528	2 242 224	
2018 05	161	215	64 068	2 122 523	
2018 06	201	275	79 555	2 519 219	
2018 07	207	267	78 105	2 376 457	
2018 08	136	164	46 293	1 630 283	
2018 09	119	147	45 515	1 399 930	
2018 10	59	77	22 582	784 661	
2018 11	95	128	36 725	1 003 533	
2018 12	150	168	60 308	1 397 731	
2019 01	142	193	60 803	1 976 653	
2019 02	151	223	67 121	1 738 321	
2019 03	108	159	47 411	1 227 836	
2019 04	100	141	38 533	940 260	
2019 05	82	110	34 309	829 615	
Total:	5 635	7 465	2 176 710	77 625 892	

SCF Rahoituspalvelut II DAC
Monthly Investor Report

16.b Payment Holidays

Reporting Date	27.06.2019				
Payment date	25.06.2019				
Period No	31				
Monthly Period	May 19				
Interest Period	from	28.05.2019	to	25.06.2019	= 28 days



**SCF Rahoituspalvelut II DAC
Monthly Investor Report**

17.a Downpayment



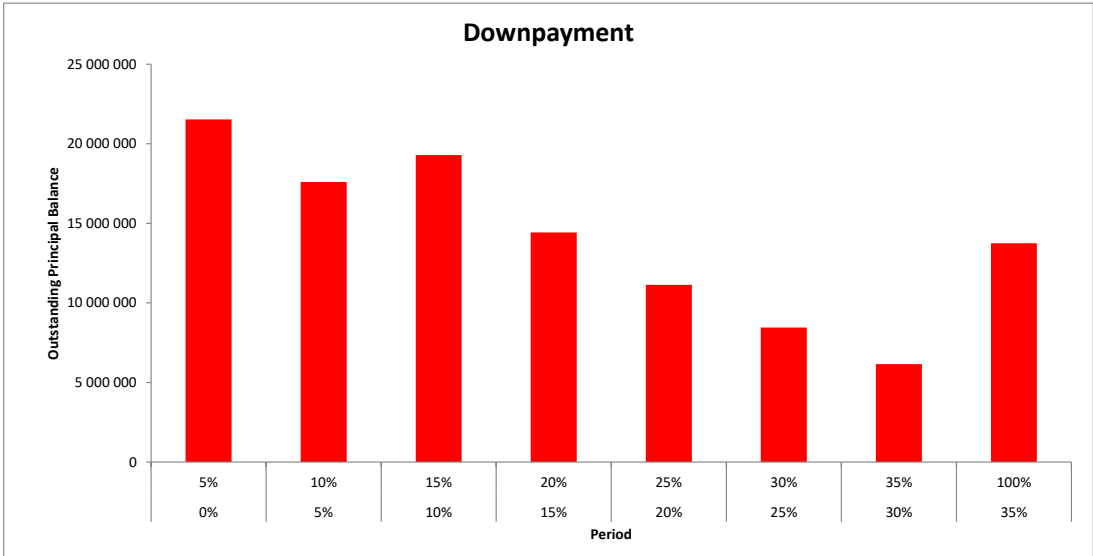
Reporting Date	27.06.2019				
Payment date	25.06.2019				
Period No	31				
Monthly Period	May 19				
Interest Period	from	28.05.2019	to	25.06.2019	= 28 days

TOTAL							
Downpayment %	Min (>=)	Max (<)	No	Outstanding balance	%	WA months to maturity	WA seasoning
	0 %	5 %	2 160	21 528 777	19,2 %	22,8	37,5
	5 %	10 %	1 900	17 595 077	15,7 %	22,1	37,8
	10 %	15 %	2 190	19 290 944	17,2 %	21,7	37,8
	15 %	20 %	1 573	14 431 202	12,8 %	21,7	37,8
	20 %	25 %	1 305	11 134 803	9,9 %	21,3	37,9
	25 %	30 %	1 048	8 452 836	7,5 %	21,5	37,6
	30 %	35 %	775	6 154 243	5,5 %	20,8	38,0
	35 %	100 %	2 397	13 750 286	12,2 %	20,2	37,8
	Total		13 348	112 338 169	100 %		

SCF Rahoituspalvelut II DAC
Monthly Investor Report

17.b Downpayment

Reporting Date	27.06.2019	
Payment date	25.06.2019	
Period No	31	
Monthly Period	May 19	
Interest Period	from	28.05.2019 to 25.06.2019 = 28 days



SCF Rahoituspalvelut II DAC
Monthly Investor Report

18.a Vehicle Condition

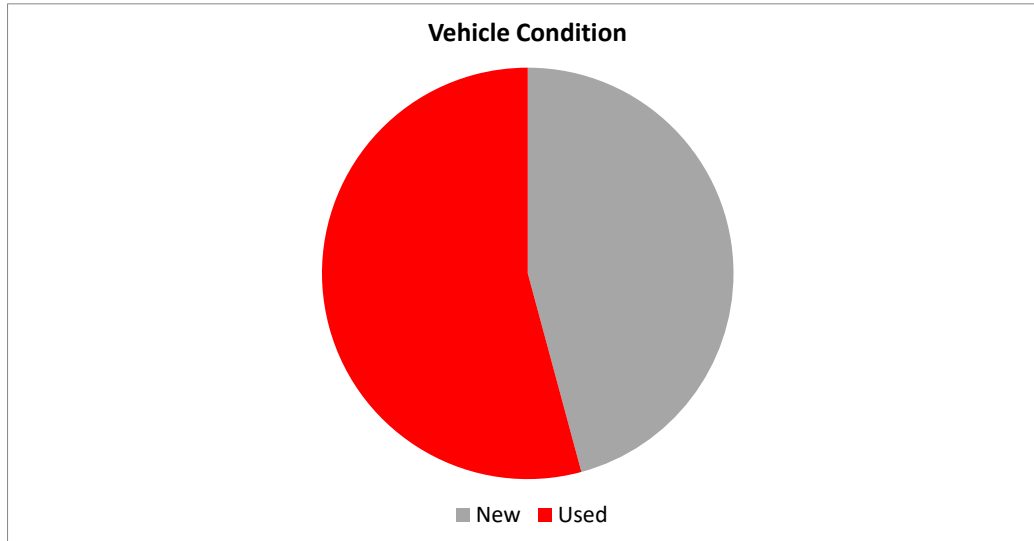


Reporting Date	27.06.2019	
Payment date	25.06.2019	
Period No	31	
Monthly Period	May 19	
Interest Period	from	28.05.2019 to 25.06.2019 = 28 days

Vehicle condition	TOTAL					
	Vehicle condition	No	Outstanding balance	%	WA months to maturity	WA seasoning
	New	4 436	51 451 536	45,8 %	21,8	37,8
	Used	8 912	60 886 633	54,2 %	21,6	37,7
	Total	13 348	112 338 169	100 %		

18.b Vehicle Condition

Reporting Date	27.06.2019	
Payment date	25.06.2019	
Period No	31	
Monthly Period	May 19	
Interest Period	from	28.05.2019 to 25.06.2019 = 28 days



SCF Rahoituspalvelut II DAC
Monthly Investor Report

19.a Borrower Type



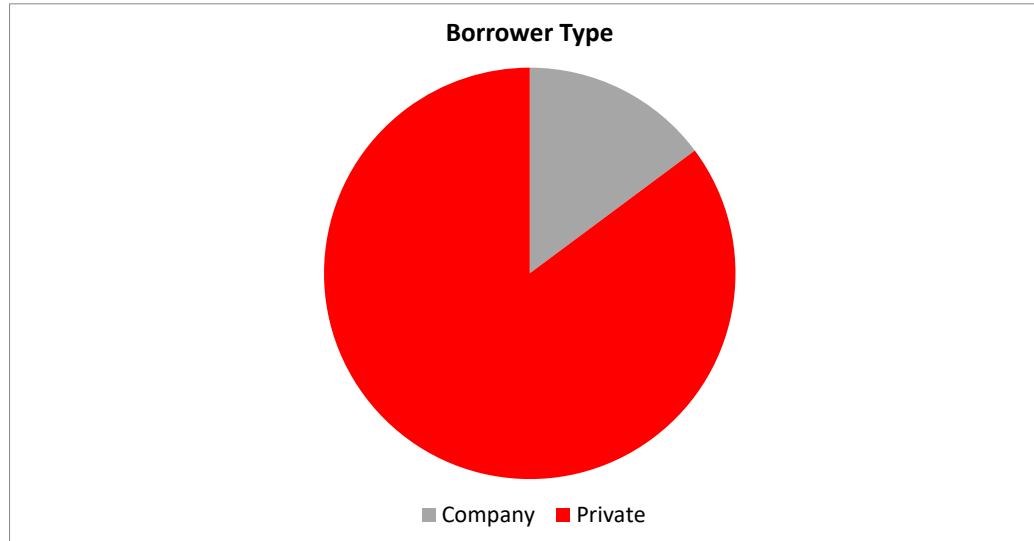
Reporting Date	27.06.2019
Payment date	25.06.2019
Period No	31
Monthly Period	May 19
Interest Period	from 28.05.2019 to 25.06.2019 = 28 days

Borrower Type	TOTAL					
	Borrower type	No	Outstanding balance	%	WA months to maturity	WA seasoning
	Company	1 492	16 646 409	14,8 %	20,60	37,87
	Private	11 856	95 691 759	85,2 %	21,89	37,74
	Total	13 348	112 338 169	100,0 %		

SCF Rahoituspalvelut II DAC
Monthly Investor Report

19.b Borrower Type

Reporting Date	27.06.2019
Payment date	25.06.2019
Period No	31
Monthly Period	May 19
Interest Period	from 28.05.2019 to 25.06.2019 = 28 days



**SCF Rahoituspalvelut II DAC
Monthly Investor Report**

20.a Vehicle type



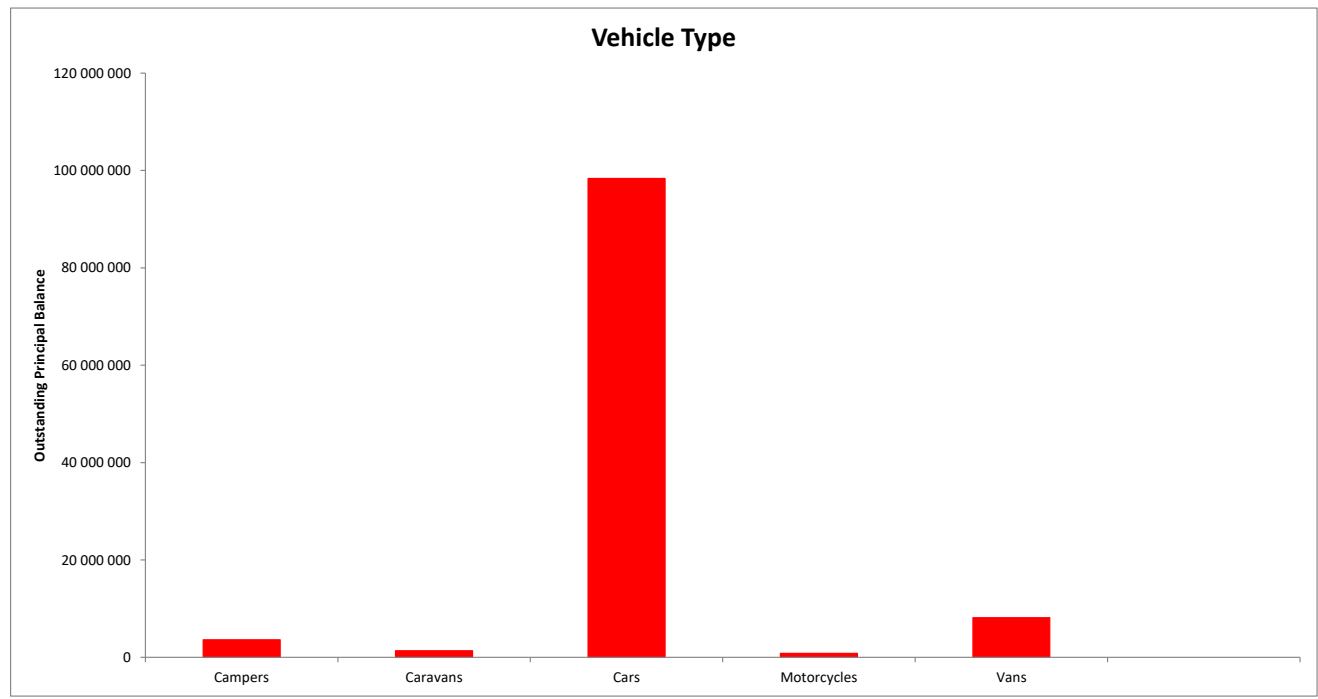
Reporting Date	27.06.2019	
Payment date	25.06.2019	
Period No	31	
Monthly Period	May 19	
Interest Period	from 28.05.2019	to 25.06.2019 = 28 days

Vehicle type	TOTAL					
	Min	No	Outstanding balance	% of Outstanding Balance	WA months to maturity	WA seasoning
Campers		220	3 620 890	3,22 %	22,43	37,40
Caravans		178	1 366 334	1,22 %	23,37	36,71
Cars		11 823	98 367 001	87,56 %	21,71	37,79
Motorcycles		175	836 171	0,74 %	22,17	36,51
Vans		952	8 147 772	7,25 %	20,88	37,87
		13 348	112 338 169	100 %		

**SCF Rahoituspalvelut II DAC
Monthly Investor Report**

20.b Vehicle type

Reporting Date	27.06.2019	
Payment date	25.06.2019	
Period No	31	
Monthly Period	May 19	
Interest Period	from 28.05.2019	to 25.06.2019 = 28 days



SCF Rahoituspalvelut II DAC
 Monthly Investor Report

21.a Restructured Loans



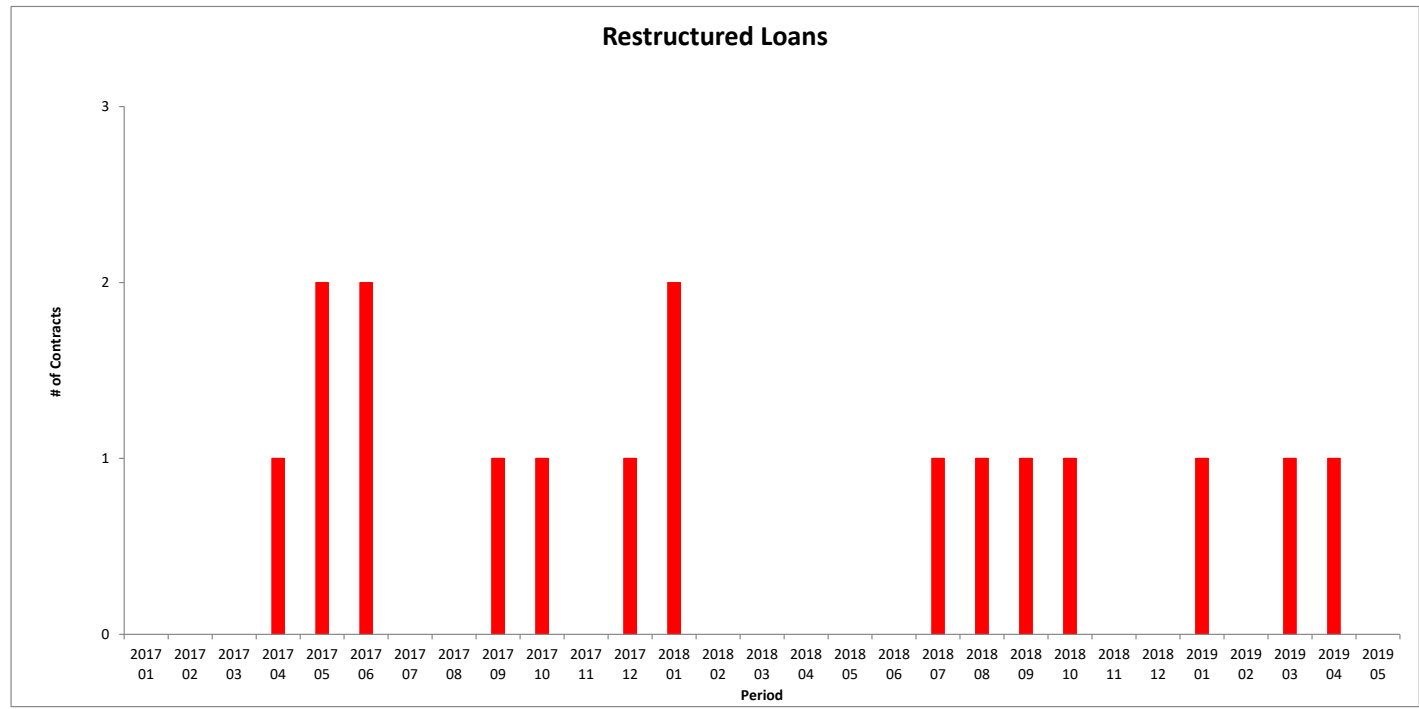
Reporting Date	27.06.2019				
Payment date	25.06.2019				
Period No	31				
Monthly Period	May 19				
Interest Period	from	28.05.2019	to	25.06.2019	= 28 days

Reest	TOTAL	
	Period	No
2016 11	0	0
2016 12	0	0
2017 01	0	0
2017 02	0	0
2017 03	0	0
2017 04	1	17 310
2017 05	2	17 566
2017 06	2	15 520
2017 07	0	0
2017 08	0	0
2017 09	1	3 710
2017 10	1	18 298
2017 11		
2017 12	1	23 337
2018 01	2	15 926
2018 02	0	0
2018 03	0	0
2018 04	0	0
2018 05	0	0
2018 06	0	0
2018 07	1	11 414
2018 08	1	3 039
2018 09	1	6 834
2018 10	1	5 156
2018 11	0	0
2018 12	0	0
2019 01	1	16 495
2019 02	0	0
2019 03	1	5 534
2019 04	1	22 044
2019 05	0	0
Total	17	182 184

SCF Rahoituspalvelut II DAC
Monthly Investor Report

21.b Restructured Loans

Reporting Date	27.06.2019				
Payment date	25.06.2019				
Period No	31				
Monthly Period	May 19				
Interest Period	from	28.05.2019	to	25.06.2019	= 28 days



SCF Rahoituspalvelut II DAC
Monthly Investor Report

22.a Dynamic Interest rate



Reporting Date	27.06.2019					
Payment date	25.06.2019					
Period No	31					
Monthly Period	from	May 19	to	25.06.2019	=	28 days
Interest Period		28.05.2019				

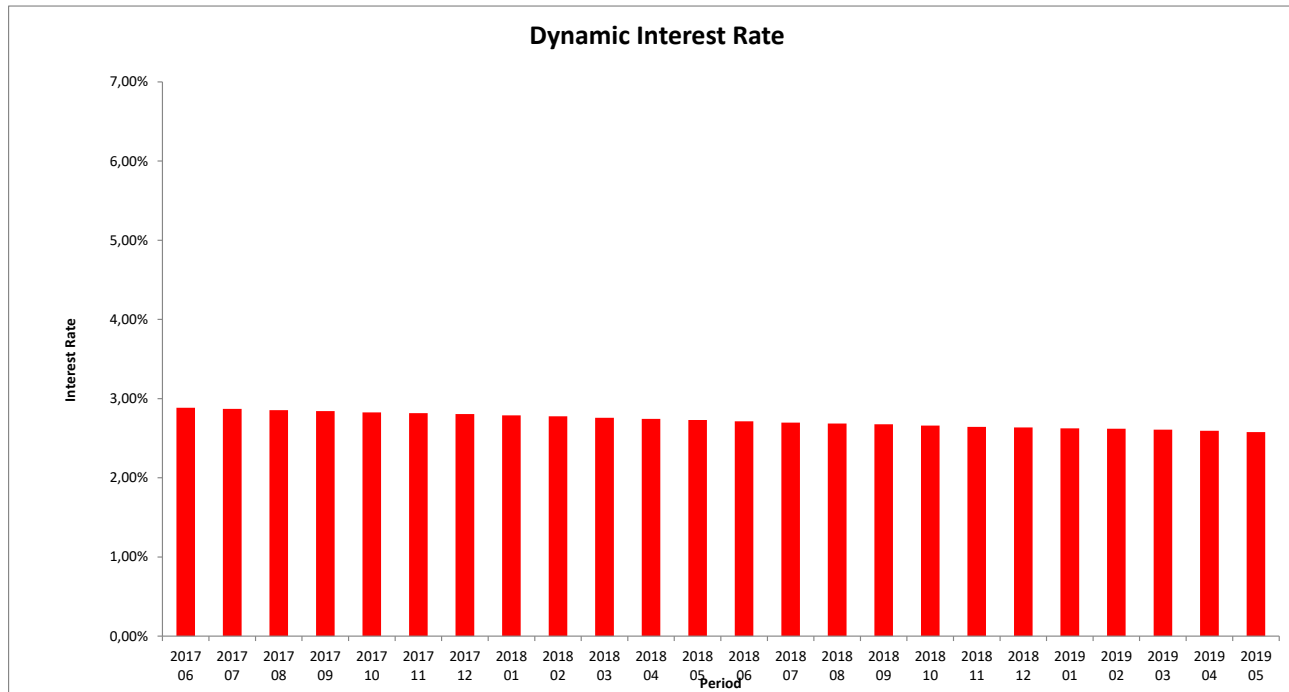
TOTAL		
Period	Closing balance	WA Interest rate
2016 11	567 935 967	2,98 %
2016 12	547 300 289	2,97 %
2017 01	525 396 333	2,96 %
2017 02	504 347 052	2,94 %
2017 03	481 919 092	2,93 %
2017 04	461 858 230	2,92 %
2017 05	439 904 054	2,90 %
2017 06	419 740 450	2,89 %
2017 07	400 842 082	2,87 %
2017 08	381 488 761	2,85 %
2017 09	363 414 216	2,84 %
2017 10	344 817 496	2,83 %
2017 11	328 195 863	2,82 %
2017 12	313 521 280	2,80 %
2018 01	296 448 553	2,79 %
2018 02	281 472 477	2,78 %
2018 03	266 886 919	2,76 %
2018 04	252 657 251	2,74 %
2018 05	237 930 079	2,73 %
2018 06	224 302 396	2,71 %
2018 07	211 075 867	2,70 %
2018 08	198 648 875	2,69 %
2018 09	187 664 770	2,68 %
2018 10	175 773 666	2,66 %
2018 11	165 416 904	2,64 %
2018 12	157 310 518	2,64 %
2019 01	147 074 767	2,62 %
2019 02	138 230 135	2,62 %
2019 03	129 052 240	2,61 %
2019 04	120 350 798	2,59 %
2019 05	112 338 169	2,58 %

Interest rate evolution

SCF Rahoituspalvelut II DAC
Monthly Investor Report

22.b Dynamic Interest Rate

Reporting Date	27.06.2019				
Payment date	25.06.2019				
Period No	31				
Monthly Period	May 19				
Interest Period	from	28.05.2019	to	25.06.2019	= 28 days



SCF Rahoituspalvelut II DAC
Monthly Investor Report

23.a Dynamic Pre-Payments



Reporting Date	27.06.2019					
Payment date	25.06.2019					
Period No	31					
Monthly Period	from	May 19	to	25.06.2019	=	28 days
Interest Period		28.05.2019				

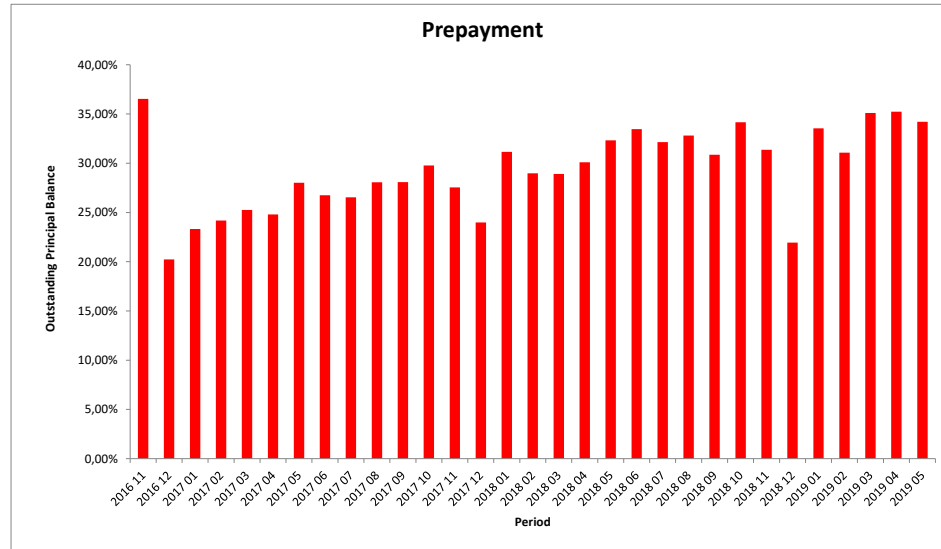
		TOTAL			
Period	Sum of Pre-Payments	Closing Balance	CPR Annual		
2016 11	21 119 503	567 935 967	36,54 %		
2016 12	10 208 798	547 300 289	20,22 %		
2017 01	11 502 017	525 396 333	23,33 %		
2017 02	11 503 104	504 347 052	24,18 %		
2017 03	11 548 382	481 919 092	25,25 %		
2017 04	10 837 574	461 858 230	24,79 %		
2017 05	11 888 174	439 904 054	28,02 %		
2017 06	10 749 942	419 740 450	26,75 %		
2017 07	10 169 486	400 842 082	26,54 %		
2017 08	10 327 953	381 488 761	28,06 %		
2017 09	9 850 282	363 414 216	28,09 %		
2017 10	10 005 417	344 817 496	29,77 %		
2017 11	8 694 342	328 195 863	27,5 %		
2017 12	7 082 496	313 521 280	24,0 %		
2018 01	9 076 955	296 448 553	31,1 %		
2018 02	7 913 391	281 472 477	29,0 %		
2018 03	7 484 315	266 886 919	28,9 %		
2018 04	7 429 003	252 657 251	30,1 %		
2018 05	7 617 311	237 930 079	32,3 %		
2018 06	7 487 382	224 302 396	33,5 %		
2018 07	6 713 109	211 075 867	32,1 %		
2018 08	6 473 393	198 648 875	32,8 %		
2018 09	5 682 434	187 664 770	30,9 %		
2018 10	6 017 886	175 773 666	34,2 %		
2018 11	5 108 883	165 416 904	31,4 %		
2018 12	3 213 631	157 310 518	21,9 %		
2019 01	4 924 674	147 074 767	33,5 %		
2019 02	4 221 538	138 230 135	31,1 %		
2019 03	4 566 376	129 052 240	35,1 %		
2019 04	4 279 667	120 350 798	35,2 %		
2019 05	3 851 998	112 338 169	34,2 %		

Dynamic Prepayment

23.b Dynamic Pre-Payments



Reporting Date	27.06.2019				
Payment date	25.06.2019				
Period No	31				
Monthly Period	May 19				
Interest Period	from	28.05.2019	to	25.06.2019	= 28 days



SCF Rahoituspalvelut II DAC
Monthly Investor Report

24. Delinquency



Reporting Date	27.06.2019	
Payment date	25.06.2019	
Period No	31	
Monthly Period	May 19	
Interest Period	from 28.05.2019	to 25.06.2019 = 28 days

year	month	Total outstanding	accounts current	balance current	accounts 1-30	balance 1-30	accounts 30-60	balance 30-60	accounts 60-90	balance 60-90	accounts 90-120	balance 90-120	accounts 120-150	balance 120-150	accounts 150-180	balance 150-180	New defaults Count	New defaults Balance
2016	11	567 935 967	35 864	535 700 608	1 928	29 646 276	151	2 203 556	27	385 527								
2016	12	547 300 289	35 166	516 424 148	1 820	27 790 475	154	2 345 535	36	531 650	15	208 481						
2017	1	525 396 333	34 015	491 902 892	2 035	29 624 753	196	2 966 337	31	403 292	20	365 775	9	133 283				
2017	2	504 347 052	33 002	468 537 921	2 155	32 200 182	175	2 515 769	37	609 675	13	126 839	13	283 908	4	72 760	9	105 768
2017	3	481 919 092	32 488	453 472 330	1 671	24 877 048	177	2 373 641	45	606 243	17	352 401	6	51 631	8	185 798	13	197 713
2017	4	461 858 230	31 216	428 526 715	1 999	28 538 287	228	3 449 368	53	725 906	18	358 578	12	216 300	4	43 076	14	271 902
2017	5	439 904 054	30 209	407 230 626	2 061	28 828 006	195	2 600 242	38	513 986	20	295 057	14	284 504	8	151 633	13	206 025
2017	6	419 740 450	29 596	391 955 609	1 715	23 602 309	219	3 265 506	48	461 928	17	217 453	10	144 753	4	92 893	27	447 398
2017	7	400 842 082	28 319	368 320 058	2 052	28 053 819	211	3 119 310	58	890 050	24	262 421	12	152 231	2	44 194	13	191 339
2017	8	381 488 761	27 701	353 395 978	1 740	24 496 715	186	2 449 904	41	571 620	24	347 453	11	143 582	7	83 509	15	196 517
2017	9	363 414 216	26 904	338 241 952	1 558	20 999 646	209	2 738 253	61	896 518	20	362 889	11	147 959	3	27 000	22	254 983
2017	10	344 817 496	25 744	317 968 829	1 735	22 648 076	199	2 646 668	66	883 606	29	372 404	12	205 405	6	92 508	14	182 283
2017	11	328 195 863	25 101	304 803 459	1 559	19 836 919	171	2 183 769	60	655 941	24	331 690	23	291 715	7	92 369	15	236 057
2017	12	313 521 280	24 310	289 602 065	1 537	19 482 029	215	2 967 035	61	777 496	25	306 595	16	206 373	15	179 686	17	254 699
2018	1	296 448 553	23 353	273 136 294	1 605	19 663 098	173	2 190 869	57	793 890	24	322 527	14	207 494	9	134 380	26	250 112
2018	2	281 472 477	22 591	258 922 975	1 548	18 832 846	178	2 374 981	43	524 057	32	508 147	17	222 523	7	86 948	18	276 801
2018	3	266 886 919	21 754	244 701 566	1 488	17 707 003	226	2 873 335	61	798 549	17	198 778	27	455 651	12	152 037	19	221 225
2018	4	252 657 251	20 822	229 258 543	1 608	18 978 349	208	2 713 345	67	861 243	29	369 948	15	172 224	13	303 599	24	263 197
2018	5	237 930 079	20 071	216 354 202	1 529	18 075 019	190	2 019 929	56	811 108	29	340 754	21	288 617	5	40 451	23	410 581
2018	6	224 302 396	19 530	206 304 112	1 249	14 423 879	215	2 306 681	42	451 426	27	415 719	16	175 566	14	225 012	21	179 493
2018	7	211 075 867	18 542	191 796 448	1 412	15 779 244	198	2 437 712	57	528 382	23	260 533	15	190 813	10	82 734	26	403 399
2018	8	198 648 875	17 984	182 216 054	1 132	12 434 985	236	2 853 692	54	635 167	18	229 319	16	201 581	8	78 076	25	219 737
2018	9	187 664 770	17 122	169 576 446	1 305	14 405 760	214	2 383 913	52	566 844	28	402 837	11	169 627	13	159 344	12	92 622
2018	10	175 773 666	16 478	159 204 006	1 241	13 404 715	160	1 892 170	50	622 559	33	391 476	16	207 362	2	51 378	23	260 895
2018	11	165 416 904	15 943	151 895 948	1 059	10 361 018	183	2 120 573	43	429 073	21	291 233	14	189 712	9	129 346	19	207 833
2018	12	157 310 518	15 159	140 782 837	1 274	12 971 959	214	2 295 378	63	830 198	13	142 837	13	182 377	9	104 932	14	192 208
2019	1	147 074 767	14 685	133 575 326	1 038	10 473 081	175	1 925 862	53	493 823	23	343 334	7	94 879	10	168 462	15	137 796
2019	2	138 230 135	14 227	126 557 018	876	8 407 875	173	1 869 915	62	729 522	28	341 985	13	228 942	7	94 879	20	217 209
2019	3	129 052 240	13 383	116 498 481	989	9 246 461	194	2 124 407	59	521 245	26	320 662	18	197 615	10	143 370	10	166 738
2019	4	120 350 798	12 742	108 625 647	952	8 849 684	197	1 823 607	37	432 942	30	303 615	15	195 232	9	120 069	23	205 402
2019	5	112 338 169	12 227	101 981 825	841	7 472 759	180	1 943 271	52	410 617	20	177 422	19	205 684	9	146 590	16	168 424
2019	6																	
2019	7																	
2019	8																	
2019	9																	
2019	10																	
2019	11																	
2019	12																	

SCF Rahoituspalvelut II DAC
Monthly Investor Report

25. Defaults, Recoveries and Losses by Quarter of Default



Reporting Date	27.06.2019	
Payment date	25.06.2019	
Period No	31	
Monthly Period	May 19	
Interest Period	from 28.05.2019	to 25.06.2019 = 28 days

Default Quarter	Default Amount	Recovery Quarter No Of Loans	2016 4			2017 1			2017 2			2017 3			2017 4		
			Recoveries	Cum.Recoveries	Loss	Recoveries	Cum.Recoveries	Loss	Recoveries	Cum.Recoveries	Loss	Recoveries	Cum.Recoveries	Loss	Recoveries	Cum.Recoveries	Loss
2016 4	14 542	6	666	666	13 876	2 149	2 815	11 727	1 112	3 927	10 615	960	4 887	9 655	960	5 847	8 695
2017 1	387 612	29				132 181	132 181	255 430	69 364	201 546	186 066	2 927	204 473	183 138	5 935	210 408	177 203
2017 2	925 325	54							350 904	350 904	574 421	305 235	656 139	269 186	23 732	679 872	245 454
2017 3	642 838	50										281 267	281 267	361 571	90 874	372 141	270 697
2017 4	673 040	46													371 510	371 510	301 529
2018 1	748 138	63															
2018 2	853 271	68															
2018 3	715 758	64															
2018 4	660 936	56															
2019 1	521 743	45															
2019 2	373 826	39															

Default Quarter	Default Amount	Recovery Quarter No Of Loans	2018 Q1			2018 Q2			2018 Q3			2018 Q4			2019 Q1		
			Recoveries	Cum.Recoveries	Loss	Recoveries	Cum.Recoveries	Loss	Recoveries	Cum.Recoveries	Loss	Recoveries	Cum.Recoveries	Loss	Recoveries	Cum.Recoveries	Loss
2016 4	14 542	6	960	6 807	7 735	8 269	15 076	534	-	15 076	534	-	15 076	534	-	15 076	534
2017 1	387 612	29	5 623	216 032	171 580	34 987	251 019	136 593	17 067	268 086	119 526	5 702	273 787	113 824	850	274 637	112 974
2017 2	925 325	54	37 579	717 451	207 875	22 563	740 014	185 311	21 101	761 115	164 210	130 789	891 904	33 421	1 482	893 386	31 939
2017 3	642 838	50	21 100	393 241	249 597	15 460	408 701	234 138	20 825	429 525	213 313	163 660	593 185	49 653	16	593 201	49 637
2017 4	673 040	46	207 998	579 508	93 531	19 006	598 515	74 525	2 949	601 464	71 576	159 514	760 977	87 938	315	761 292	88 253
2018 1	748 138	63	263 421	263 421	484 717	265 803	529 224	218 914	21 526	550 750	197 388	185 774	736 523	11 614	2 301	738 824	9 314
2018 2	853 271	68				236 260	236 260	617 011	266 834	503 094	350 176	180 666	683 760	169 510	4 054	687 814	165 457
2018 3	715 758	64							329 718	329 718	386 040	144 529	474 246	241 511	14 930	489 177	226 581
2018 4	660 936	56										255 009	255 009	405 926	127 883	382 892	278 043
2019 1	521 743	45													199 711	199 711	322 032
2019 2	373 826	39															

Default Quarter	Default Amount	Recovery Quarter No Of Loans	2019 Q2		
			Recoveries	Cum.Recoveries	Loss
2016 4	14 542	6	-	15 076	534
2017 1	387 612	29	-	274 637	112 974
2017 2	925 325	54	696	894 082	31 243
2017 3	642 838	50	-	593 201	49 637
2017 4	673 040	46	-	761 292	88 253
2018 1	748 138	63	-	738 824	9 314
2018 2	853 271	68	1 576	689 390	163 881
2018 3	715 758	64	4 370	493 546	222 211
2018 4	660 936	56	30 714	413 606	247 329
2019 1	521 743	45	80 559	280 270	241 473
2019 2	373 826	39	31 151	31 151	342 675

SCF Rahoituspalvelut II DAC
Monthly Investor Report

26. Priority of Payments



Reporting Date	27.06.2019	
Payment date	25.06.2019	
Period No	31	
Monthly Period	May 19	
Interest Period	from 28.05.2019	to 25.06.2019 = 28 days

Purchaser Priority of Payments

Purchaser Available Distribution Amount	+	8 311 911,31	EUR
Senior Expenses	-	10 020,85	EUR
Servicing Fee	-	48 367,82	EUR
Servicer Advance Reserve Fund Replenishment	-	-	EUR
Interest on Loan to Issuer	-	240 893,02	EUR
Principal on Loan to Issuer	-	8 012 629,62	EUR
		-	

Issuer Priority of Payments

Issuer Available Distribution Amount	+	9 188 942,61	EUR
Senior Expenses	-	9 897,57	EUR
Interest Class A	-	5 630,00	EUR
Interest Class B	-	3 799,00	EUR
Credit the Reserve Account up to the required Liquidity Reserve Amount	-	856 050,00	EUR
Prior to PDTE - Interest on Class C notes	-	12 133,00	EUR
Prior to PDTE - Interest on Class D notes	-	12 200,00	EUR
Principal Payments on Class A	-	8 012 629,62	EUR
Principal Payments on Class B	-	-	EUR
Principal Payments on Class C	-	-	EUR
Principal Payments on Class D	-	-	EUR
Interest on Class E notes	-	28 325,00	EUR
Principal Payments on Class E	-	-	EUR
Credit Reserve Account up to Required Reserve Amount	-	-	EUR
Interest on Class F notes	-	82 500,00	EUR
Principal Payments on Class F	-	-	EUR
Interest and Principal on Expenses Advance	-	-	EUR
Interest Issuer Subordinated Loan	-	128,13	EUR
Principal Issuer Subordinated Loan	-	69 472,40	EUR
Payment to Purchaser	-	93 142,99	EUR

Purchaser Priority of Payments: Second Pass

Available Distribution Amount	+	93 142,99	EUR
Interest on Purchaser Subordinated Loan (SAF)	-	13,84	EUR
Principal on Purchaser Subordinated Loan (SAF)	-	-	EUR
Payment of residual funds to Seller	=	93 129,15	EUR

SCF Rahoituspalvelut II DAC
Monthly Investor Report

27. Transaction Costs



Reporting Date	27.06.2019	
Payment date	25.06.2019	
Period No	31	
Monthly Period	May 19	
Interest Period	from 28.05.2019	to 25.06.2019 = 28 days

Transaction Costs	Currency	All Notes	Class A	Class B	Class C	Class D	Class E	Class F
Senior Expenses	EUR	10 020,85						
Interest accrued for the Period	EUR	144 587,00	5 630,00	3 799,00	12 133,00	12 200,00	28 325,00	82 500,00
Cumulative Interest accrued	EUR	5 410 857,00	950 336,00	121 948,00	389 470,00	391 620,00	909 233,00	2 648 250,00
Interest Payments	EUR	144 587,00	5 630,00	3 799,00	12 133,00	12 200,00	28 325,00	82 500,00
Cumulative Interest Payments	EUR	5 410 857,00	950 336,00	121 948,00	389 470,00	391 620,00	909 233,00	2 648 250,00
Interest accrued on Subordinated Loan for the Period	EUR	128,13						
Cumulative Interest accrued on Subordinated Loan	EUR	15 131,21						
Interest Payments on Subordinated Loan	EUR	128,13						
Cumulative Interest Payments on Subordinated Loan	EUR	15 131,21						
Unpaid Interest for the Period	EUR	-						
Cumulative Unpaid Interest	EUR	-						

**SCF Rahoituspalvelut II DAC
Monthly Investor Report**

28. Contact Details



Santander Consumer Bank AS

Financial Markets

Anders Bruun-Olsen	+47 21 08 37 70	anders.bruun.olsen@santanderconsumer.no
Priscilla Halverson	+47 21 08 37 72	priscilla.halverson@santanderconsumer.no
Thomas André Johansen	+ 47 91 82 42 44	thomas.andren.johansen@santanderconsumer.no
Morten Christopher Freberg Holme	+47 92 82 38 33	morten.holme@santanderconsumer.no
Joachim Joveng Rogne	+47 48 23 86 32	joachim.joveng.rogne@santanderconsumer.no

Risk

Christian Frederik Bull-Berg	+47 41 07 29 52	christian.frederik.bull.berg@santanderconsumer.no
------------------------------	-----------------	---

Reporting Date	27.06.2019	
Payment date	25.06.2019	
Period No	31	
Monthly Period	May 19	
Interest Period	from	28.05.2019
	to	25.06.2019
	=	28 days