

Bil kreditt 7 DAC
Monthly Investor Report

Cover Sheet Monthly Investor Report



Reporting Date	27.07.2019	Following payment dates:	27.08.2019
Payment date	25.07.2019		25.09.2019
Period No	43		
Monthly Period	Jun 2019		
Interest Period	from 25.06.2019	to 25.07.2019	= 30 days
Cut-Off Date	30.06.2019		

Index	Page
1 Portfolio Information	2
2 Amount Due for Distribution	3
3 Reserve Accounts	4
4 Performance Data	5
5 Outstanding Notes	6
6 Counterparty Ratings, Trigger Levels and Consequences	7
7 Original Principal Balance	8
7 Original PB (Graph)	9
8 a Outstanding principal Balance	10
8 b Outstanding PB (Graph)	11
9 a Geographical Distribution	12
9 b Geographical (Graph)	13
10 a Interest Rate	14
10 b Interest Rate (Graph)	15
11 a Remaining Terms	16
11 b Remaining Terms (Graph)	17
12 a Seasoning	18
12 b Seasoning (Graph)	19
13 a Vehicle Type	20
13 b Vehicle Type (Graph)	21
14 a Hybrid loans as % of other loans	22
14 b Hybrid loans as % of other loans (Graph)	23
15 a Loans per borrower	24
15 b Loans per borrower (Graph)	25
16 a Amortization Profile	26
16 b Amortization Profile (Graph)	27
17 a Payment Holidays	28
17 b Payment Holidays (Graph)	29
18 a Payment Holidays (>31dpd)	30
18 b Payment Holidays (>31dpd) (Graph)	31
19 a Dynamic Interest Rate	32
19 b Dynamic Interest Rate (Graph)	33
20 a Borrower Type	34
20 b Borrower Type (Graph)	35
21 a Vehicle Condition	36
21 b Vehicle Condition (Graph)	37
22 a Downpayment	38
22 b Downpayment (Graph)	39
23 a Repayment Type	40
23 b Repayment Type	41
24 a Dynamic Pre-Payments	42
24 b Dynamic Pre-Payments (Graph)	43
25 Defaults, Recoveries and Losses by Quarter of Default	44
26 Dynamic Delinquency	45
27 Priority of Payments	46
28 Transaction Costs	47
29 Swap Counterparty Data	48
30 Contact Details	49

Bil kreditt 7 DAC
Monthly Investor Report

1. Portfolio Information



Reporting Date	27.07.2019	
Payment date	25.07.2019	
Period No	43	
Monthly Period	Jun 2019	
Interest Period	from 25.06.2019	to 25.07.2019 = 30 days

	Current Period	Previous Period
	Aggregated Outstanding Principal Amount	Aggregated Outstanding Principal Amount
Outstanding receivables		
Opening balance	868 489 258,00 NOK	919 566 417,00 NOK
Scheduled Loan Principal Repayments	21 984 466,00 NOK	22 974 651,00 NOK
Prepayments	24 280 842,00 NOK	27 541 628,00 NOK
Deemed Collections - Other	0,00 NOK	0,00 NOK
Deemed Collections - CPI Single Premium Cancellations	386 923,00 NOK	145 144,00 NOK
Total Principal Payments Received	46 652 231,00 NOK	50 661 423,00 NOK
	0,00	
New Defaulted Auto Loans in Period	460 576,00 NOK	662 244,00 NOK
Total New Defaults	460 576,00 NOK	662 244,00 NOK
Capitalised Interest (due to Repayment Holidays)	212 886,00 NOK	246 508,00 NOK
Closing Balance	821 589 337,00 NOK	868 489 258,00 NOK
Cumulative Capitalised Interest (Amount)		
Open	18 726 658,00 NOK	18 480 150,00 NOK
New	212 886,00 NOK	246 508,00 NOK
Close	18 939 544,00 NOK	18 726 658,00 NOK
Total revenue collections		
Revenue and fees received on loan balances	3 985 541,00 NOK	5 183 813,00 NOK
Recoveries on loans in default	4 364 199,00 NOK	425 125,00 NOK
Total Revenue Received in Period	8 349 740,00 NOK	5 608 938,00 NOK
# Loans		
At beginning of period	8 586 Loans	8 900 Loans
Paid in Full	297 Loans	304 Loans
Repurchased (Deemed Collections)	0 Loans	0 Loans
New loans into default	9 Loans	9 Loans
At end of period	8 280 Loans	8 586 Loans
Weighted Average Loan Return	5,96 %	
Average NIBOR + Weighted Average Loan Threshold	4,49 %	

Bilkreditt 7 DAC
Monthly Investor Report

2. Amount Due for Distribution



Reporting Date	27.07.2019			
Payment date	25.07.2019			
Period No	43			
Monthly Period	Jun 2019			
Interest Period	from	25.06.2019	to	25.07.2019 = 30 days

Available Distribution Amount

	Current Period		Previous Period	
a. Reserve Fund	15 066 000,00 NOK		15 066 000,00 NOK	
b. Collections (Principal, interest, fees, etc)	55 001 971,00 NOK		56 270 361,00 NOK	
c. Swap Counterparty payment to the Issuer	0,00 NOK	5 071 792,42 EUR	0,00 NOK	5 524 200,49 EUR
d. Stamp Duty, Taxes, Liabilities, etc Paid by the Seller to the Issuer	0,00 NOK		0,00 NOK	
e. Default Interest, Indemnities, etc Paid by the Seller to the Issuer	0,00 NOK		0,00 NOK	
f. Other Amounts Paid by the Seller to the Issuer	0,00 NOK		0,00 NOK	
g. Interest/Investment Return Earned and Paid by the Seller or the Collections Account Bank to the Issuer	-952,59 NOK		-1 001,87 NOK	
h. Commingling Reserve	0,00 NOK		0,00 NOK	
i. CPI Reserve	0,00 NOK		0,00 NOK	
Total Amount for Distribution (Pre-Enforcement Waterfall)	70 067 018,41 NOK	5 071 792,42 EUR	71 335 359,13 NOK	5 524 200,49 EUR

Bilkreditt 7 DAC
Monthly Investor Report

3. Reserve Accounts

Reporting Date	27.07.2019				
Payment date	25.07.2019				
Period No	43				
Monthly Period	Jun 2019				
Interest Period	from 25.06.2019	to 25.07.2019	=	30 days	



Note Balance

Beginning of Period	868 489 258,00	NOK
End of Period	821 589 337,00	NOK

Reserve Fund

	in %		
Beginning of Period	0,6 %	5 022 000,00	NOK
Cash Outflow		5 022 000,00	NOK
Cash Inflow		5 022 000,00	NOK
End of Period	0,6 %	5 022 000,00	NOK
Required Reserve Amount	0,6 %	5 022 000,00	NOK

Liquidity Balance

Beginning of Period	1,2 %	10 044 000,00	NOK
Cash Outflow		10 044 000,00	NOK
Cash Inflow		10 044 000,00	NOK
End of Period	1,2 %	10 044 000,00	NOK
Required Reserve Amount	1,2 %	10 044 000,00	NOK

Supplementary Liquidity Ledger

Beginning of Period	0,00	NOK
Cash Outflow	0,00	NOK
Cash Inflow	0,00	NOK
End of Period	0,00	NOK
Required Reserve Amount	0,00	NOK

Commingling Reserve

Beginning of Period	0,00	NOK
Cash Outflow	0,00	NOK
Drawings from Commingling Reserve	0,00	NOK
Cash Inflow	0,00	NOK
End of Period	0,00	NOK
Required Commingling Reserve Fund	0,00	NOK

CPI Reserve

Beginning of Period	0,00	NOK
Cash Outflow (to Servicer)	0,00	NOK
Drawings	0,00	NOK
Cash Inflow (from Servicer)	0,00	NOK
End of Period	0,00	NOK
Required CPI Reserve Fund	0,00	NOK

Set-off from Deposits

No borrowers whose loans were sold to Bilkreditt 6 held deposits with Santander Consumer Bank AS. The risk of set-off from deposits is therefore zero.

Bilkreditt 7 DAC
Monthly Investor Report

4. Performance Data



Reporting Date	27.07.2019	
Payment date	25.07.2019	
Period No	43	
Monthly Period	Jun 2019	
Interest Period	from 25.06.2019	to 25.07.2019 = 30 days

Note Balance

Beginning of Period	868 489 258,00	NOK
End of Period	821 589 337,00	NOK

Portfolio Performance:

Performing Receivables:

	NOK	%	# loans
Current	774 861 747,00	94,31 %	7 829
1-29 days past due	33 254 774,00	4,05 %	317
		0,00 %	

Delinquent Receivables:

30-59 days past due	6 052 787,00	0,74 %	58
60-89 days past due	2 651 980,00	0,32 %	30
90-119 days past due	2 344 438,00	0,29 %	23
120-149 days past due	1 230 080,00	0,15 %	14
150-179 days past due	1 193 531,00	0,15 %	9
Total Performing and Delinquent	821 589 337,00	100,00 %	8 280

Current Period Defaults	460 576,00	9
Cumulative Defaults	67 739 111,00	585
Current Period Recoveries	4 364 199,00	
Cumulative Recoveries	37 683 688,00	

Bilkreditt 7 DAC
Monthly Investor Report

5. Outstanding Notes

Reporting Date	27.07.2019				
Payment date	25.07.2019				
Period No	43				
Monthly Period	Jun 2019				
Interest Period	from	25.06.2019	to	25.07.2019	= 30 days



1. Note Balance

	All Notes	Class A	Class B	Class B	Class C	Class C
General Note Information						
ISIN Code		XS1318344386	XS1318345946		N/A	
Currency		EUR	NOK		NOK	
Initial Tranching	100 %	87,49 %	7,51 %		5,00 %	
Legal Final Maturity Date		25.03.2030	25.03.2030		25.03.2030	
Rating (S&P/Moody's)		AAA(sf)/Aaa(sf)	AAA(sf)/Aaa(sf)		Unrated	
Initial Notes Aggregate Principal Outstanding Balance	5 286 286 000,00 NOK	500 000 000,00 EUR	396 250 000,00 NOK	750 000,00 NOK	264 000 000,00 NOK	286 000,00 NOK
Initial Nominal per Note		100 000,00 EUR	1 250 000,00 NOK	1 000,00 NOK	1 000 000,00 NOK	1 000,00 NOK
Initial Number of Notes per Class		5000	317	750	264	286
Current Note Information						
Class Principal Outstanding Opening Balance		22 400 352,22 EUR	396 250 000,00 NOK	750 000,00 NOK	264 000 000,00 NOK	286 000,00 NOK
Available Distribution Amount	70 067 018,41 NOK					
Amortisation	46 899 921,00 NOK					
Redemption per Class		5 070 261,73 EUR	0,00 NOK	- NOK	0,00 NOK	0,00 NOK
Redemption per Note		1 014,05 EUR	0,00 NOK	- NOK	0,00 NOK	0,00 NOK
Class Principal Outstanding Closing Balance	821 589 337,00 NOK	17 330 090,49 EUR	396 250 000,00 NOK	750 000,00 NOK	264 000 000,00 NOK	286 000,00 NOK
Current Tranching		19,51 %	48,23 %	0,09 %	32,13 %	0,03 %
Current Pool Factor		0,03	1,00	1,00	1,00	1,00

2. Payments to Investors per Note

	All Notes	Class A	Class B	Class B	Class C	
Interest rate Basis: 1-M EURIBOR / Spread	-0,3980 %					
Interest Rate Basis: 3-M NIBOR / Spread	1,4900 %	0,4800 %	1,0000 %		1,1000 %	
Day Count Convention		(ACT/360)	(ACT/360)		(ACT/360)	
Interest Days	30					
Principal Outstanding per Note Beginning of Period		4 480,07 EUR	1 250 000,00 NOK	1 000,00 NOK	1 000 000,00 NOK	1 000,00 NOK
>Principal Repayment per note		1 014,05 EUR	0,00 NOK	- NOK	0,00 NOK	0,00 NOK
Principal Outstanding per Note End of Period		3 466,02 EUR	1 250 000,00 NOK	1 000,00 NOK	1 000 000,00 NOK	1 000,00 NOK
>Interest accrued for the period		0,31 EUR	2 479,17 NOK	1,98 NOK	2 066,67 NOK	2,07 NOK
Interest Payment	1 347 732,89 NOK	1 530,69 EUR	785 895,50 NOK	1 487,50 NOK	545 599,93 NOK	591,07 NOK
Interest Payment per Note		0,31 EUR	2 479,17 NOK	1,98 NOK	2 066,67 NOK	2,07 NOK

3. Credit Enhancements

Initial total CE (Subordination, Reserve)		13,46 %	5,95 %		0,95 %
Current CE (incl. Excess Spread)		90,58 %	42,26 %		10,09 %
Current CE (excl. Excess Spread)		82,32 %	34,00 %		1,83 %

We hereby confirm that the Seller confirms its ongoing retention of a net economic interest of at least 5% in accordance with Article 405 of the CRR and Article 51 of the

On 21 December, 2015, the Norwegian Ministry of Finance adopted transitional rules to the new Norwegian financial companies act which entered into force on 1 January, 2016.

The transitional rules correspond to the proposal from the Norwegian FSA and state that securitisations which closed in accordance with the existing Norwegian financial institutions act, and have notes remaining outstanding, may progress as agreed between the parties.

**Bilkreditt 7 DAC
Monthly Investor Report**

6. Counterparty Ratings, Trigger Levels and Consequences



Reporting Date 27.07.2019
 Payment date 25.07.2019
 Period No 43
 Monthly Period Jun 2019
 Interest Period: 25.06.2019 to 25.07.2019 = 30 days

Transaction Role	Counterparty	Rating Triggers								Trigger breached	Summary of Contractual Requirements if Rating Trigger Breach	
		Short Term				Long Term						
		S&P		Moody's		S&P		Moody's				
Criteria	Current	Criteria	Current	Criteria	Current	Criteria	Current					
Issuer	Bilkreditt 6 Limited		No rating		No rating		No rating		No rating	N/A		
Seller	Santander Consumer Bank AS		No rating		P-2		No rating		A3	N/A		
Servicer	Santander Consumer Bank AS		No rating		P-2		No rating		A3	N/A		
Servicer's Owner	Banco Santander	Downgrade 1	A-1 Credit watch negative	A-1	P-1 Review for possible Downgrade	P-1	A Credit watch negative	A	A2 Review for possible Downgrade	A2	N	The Servicing Agreement will provide that, if a Servicer's Owner Downgrade 1 occurs and for so long as it is continuing, (i) the Servicer shall (or, if the Seller is not the Servicer, the Seller shall), within 10 Business Days, procure that the Subordinated Loan Provider makes available to the Issuer an advance by way of deposit to the Commingling Reserve Account in an amount equal to the Commingling Reserve Required Amount; and (ii) the Servicer will, within 10 Business Days, instruct the Collections Account Bank to transfer to the Transaction Account within one Oslo Banking Day after receipt (or, in the case of exceptional circumstances causing an operational delay in the transfer, within three Oslo Banking Days after receipt) any and all Collections received from time to time in the Seller Collections Account. As at the date of this Prospectus, the Servicer's Owner's short-term and long-term unsecured, unsubordinated and unguaranteed indebtedness is rated P-2 and Baa1 respectively by Moody's and A-2 and BBB- respectively by S&P; therefore, a Servicer's Owner Downgrade 1 has occurred. As a consequence, on or before the Note Issuance Date, the Commingling Reserve Account will be funded through the proceeds of an advance made by the Subordinated Loan Provider to the Issuer in an amount equal to the Commingling Reserve Required Amount. If the Servicer's Owner Downgrade 1 is cured, the amount standing to the Commingling Reserve Account will be released.
		Downgrade 2	N/A	A-1	N/A	P-1	BBB- Credit Watch Negative	A	Baa2 Review for possible Downgrade	A2	N	The Servicing Agreement shall provide that, if (a) a Servicer's Owner Downgrade 2 exists and is continuing or (b) there is a change of control of the Servicer or the Subordinated Loan Provider (in each case, so long as it is Santander Consumer Bank AS), then the Servicer (or, if the Seller is not the Servicer, the Seller), shall, at its own cost, either: (i) within 14 calendar days, obtain from a third party with the Required Ratings a guarantee of the Seller's obligations under the Auto Portfolio Purchase Agreement to pay to the Issuer a Deemed Collection in the amount of any unpaid portion of the Principal Amount of any Purchased Auto Loan corresponding to CPI Policy premium where the related CPI Policy has been cancelled (each a "CPI Deemed Collection"); or (ii) procure that, within 14 calendar days, the Servicer will establish and maintain the CPI Ledger on the Transaction Account to hold an amount as determined by the Servicer or Seller, which shall be made available by the Subordinated Loan Provider. Such amount shall be equal to the aggregate of all CPI Deemed Collections that would have been payable by the Seller in the event that, as at the immediately preceding Cut-Off Date, the CPI Policies relating to all outstanding Purchased Auto Loans had been cancelled.
		Downgrade 3	N/A	A-1	N/A	P-1	BB+ Credit watch Negative	A	Baa3 Review for possible Downgrade	A2	N	The Issuer will, or will require the Servicer to, will instruct the Debtors to make payments on Purchased Auto Loans to a specified account of the Issuer (the "Issuer Collections Account") at the Collections Account Bank. On a daily basis, the Servicer will arrange for the transfer of the amounts on deposit in the Issuer Collections Account to the Transaction Account. Must identify a Back up Servicer
Issuer Cross Currency Swap Provider	Banco Santander	Moody's First Rating Trigger Collateral.	N/A	N/A		P-1	N/A	N/A	BBB	A2	N	Post collateral within 30 calendar days and/or obtain a guarantee or a replacement or take such other action as confirmed by Moody's within 30 calendar days
		Moody's Second Rating Trigger Replacement.	N/A	N/A		P-1	N/A	N/A		A2	N	
Issuer Cross Currency Swap Provider	Banco Santander	Initial S&P Required Rating	A-2	A-1	N/A	N/A	A-	A	N/A	N/A	N	Post collateral within 10 bd
		Subsequent S&P Required Rating	N/A	A-1	N/A	N/A	BBB	A	N/A	N/A	N	Post collateral within 10 business days. Within 60 days transfer all of its rights and obligations with respect to this Agreement to an S&P Eligible Replacement or procure, subject to confirmation by S&P, an S&P Eligible Replacement to become a co-obligor or guarantor or take such other action as confirmed by S&P as will result in Class A Notes rating being maintained.
Transaction Account Bank	Bank of New York Mellon		A-2	A-1	P-2	P-1	A-	A	A3	A1	N	If at any time a Ratings Downgrade has occurred with respect to the Transaction Account Bank, the Issuer will be required, within thirty (30) calendar days after the Ratings Downgrade, to transfer any amounts credited to the Issuer Secured Accounts, at no cost to the Issuer, to an alternative bank with at least the Required Ratings. The alternative bank will need to (i) enter into a Transaction Account Agreement prior to the transfer and (ii) accede to the Security Trust Deed.
Paving Agent and related roles	Bank of New York Mellon		A-1		P-1	P-1	A	A	A1	A1	N/A	
Corporate Service Provider	Bank of New York Mellon		A-1		P-1	P-1	A	A	A1	A1	N/A	
Note Trustee and Security Trustee	Bank of New York Mellon		A-1		P-1	P-1	A	A	A1	A1	N/A	
Collections Bank	SEB AB		A-2	A-1	P-2	P-1	A-	A+	A3	Aa2	N	If at any time a Ratings Downgrade has occurred, then the Issuer shall (with the prior written consent of the Note Trustee) use reasonable endeavours to procure that, within 30 calendar days, the Issuer Collections Account and all of the funds standing to the credit of the Issuer Collections Account are transferred to another bank or banks who meet the Required Ratings (which bank shall be notified in writing by the Issuer to the Collections Account Bank and approved in writing by the Note Trustee); the appointment of the Collections Account Bank shall terminate on the date on which the appointment of the new transaction account bank becomes effective.

Bilkreditt 7 DAC
Monthly Investor Report

7.a Original Portfolio Principal Balance

Reporting Date	27.07.2019		
Payment date	25.07.2019		
Period No	43		
Monthly Period	Jun 2019		
Interest Period	from	25.06.2019	to 25.07.2019 = 30 days



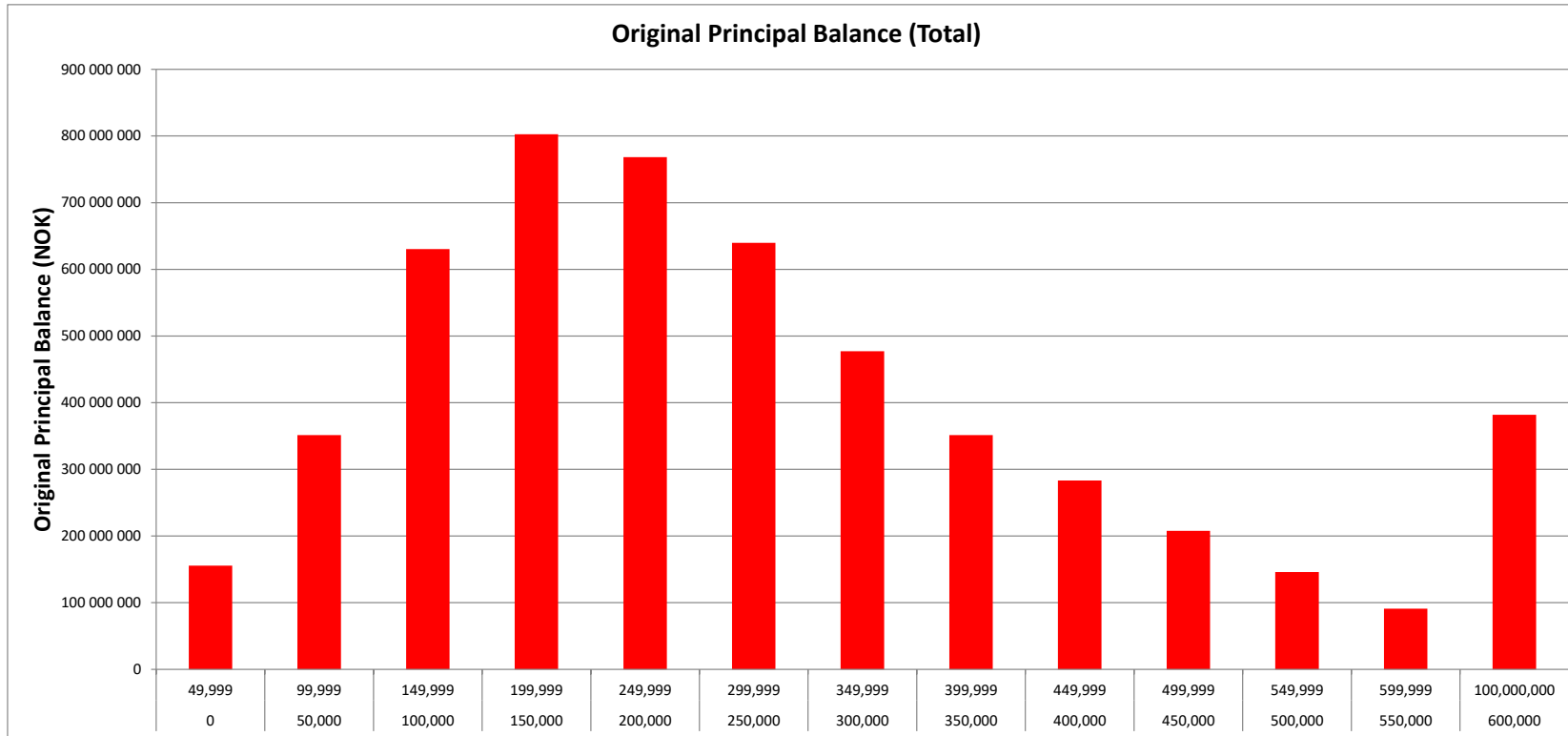
Average amount - all: 202 469

		TOTAL							
	Min	Max	No	Original balance	% of outstanding balance	% of loans	WA mounths to maturity	WA seasoning	
Original balance	0		49 999	2 085	155 602 799	2,94 %	7,99 %	13,8	3,8
	50 000		99 999	4 461	351 322 040	6,65 %	17,09 %	50,2	9,3
	100 000		149 999	4 936	630 375 313	11,92 %	18,91 %	62,1	9,1
	150 000		199 999	4 545	802 595 416	15,18 %	17,41 %	69,7	8,9
	200 000		249 999	3 386	768 128 216	14,53 %	12,97 %	75,3	8,9
	250 000		299 999	2 314	639 861 283	12,10 %	8,86 %	78,6	8,6
	300 000		349 999	1 457	477 227 569	9,03 %	5,58 %	81,6	8,8
	350 000		399 999	930	351 414 854	6,65 %	3,56 %	84,0	8,4
	400 000		449 999	662	283 278 835	5,36 %	2,54 %	85,1	8,8
	450 000		499 999	435	207 636 033	3,93 %	1,67 %	87,8	7,9
	500 000		549 999	277	145 859 759	2,76 %	1,06 %	88,9	8,5
	550 000		599 999	157	91 116 547	1,72 %	0,60 %	89,4	8,4
	600 000	100 000 000		464	381 854 970	7,22 %	1,78 %	88,9	8,6
	Total			26 109	5 286 273 634	100 %	100 %	73,6	8,6

Bilkreditt 7 DAC
Monthly Investor Report

7.b Original Principal Balance Graph

Reporting Date	27.07.2019	
Payment date	25.07.2019	
Period No	43	
Monthly Period	Jun 2019	
Interest Period	from 25.06.2019	to 25.07.2019 = 30 days



**Bilkreditt 7 DAC
Monthly Investor Report**

8.a Outstanding Principal Balance

Reporting Date	27.07.2019	
Payment date	25.07.2019	
Period No	43	
Monthly Period	Jun 2019	
Interest Period	from 25.06.2019	to 25.07.2019 = 30 days



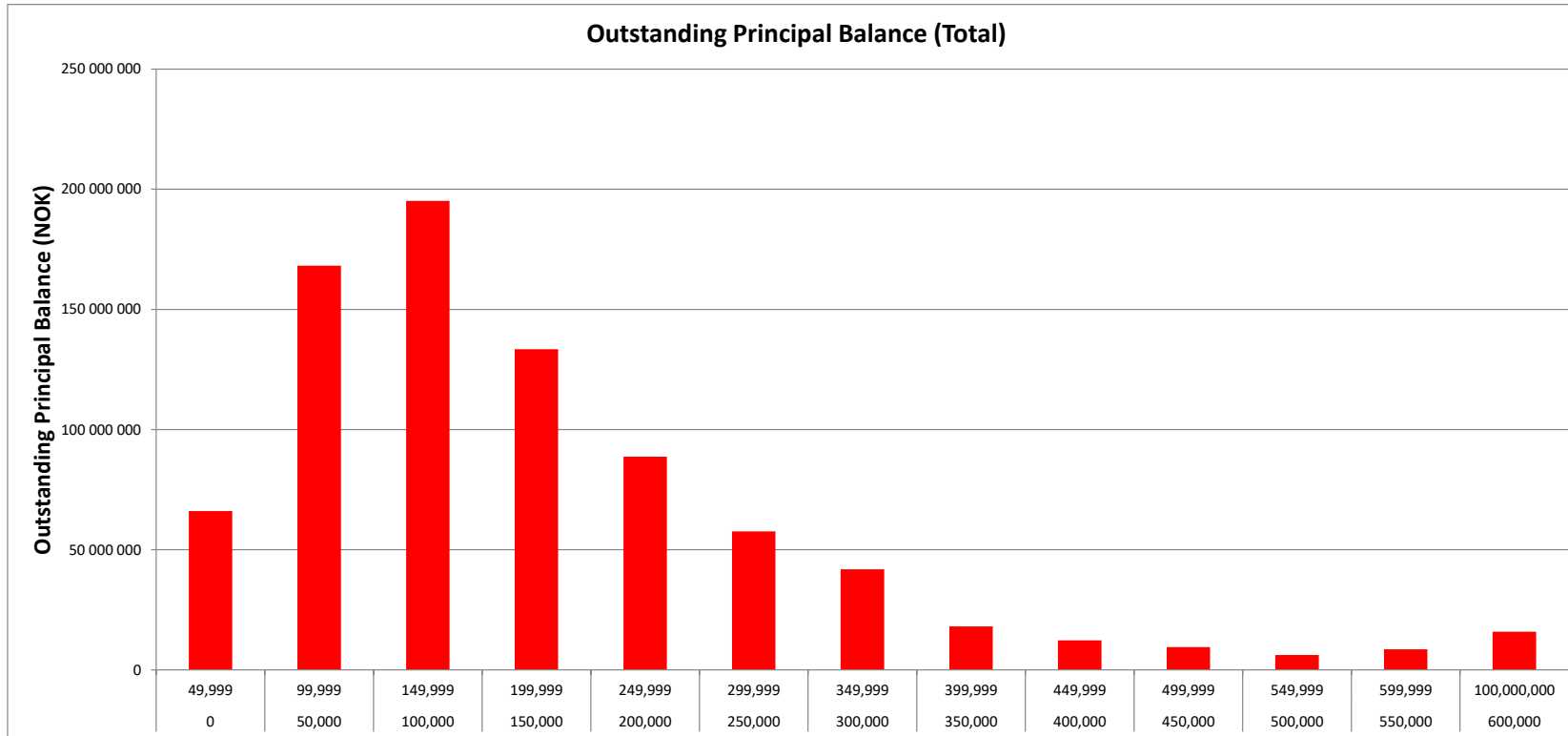
Average amount - all: 99 226

TOTAL									
	Min	Max	No	Outstanding balance	% of Outstanding balance	% of loans	WA months to maturity	WA seasoning	
Outstanding balance	0	49 999	2 790	66 099 273	8,05 %	33,70 %	16,9	51,7	
	50 000	99 999	2 240	168 218 115	20,47 %	27,05 %	32,7	52,0	
	100 000	149 999	1 588	195 157 606	23,75 %	19,18 %	42,2	51,6	
	150 000	199 999	775	133 409 858	16,24 %	9,36 %	50,6	51,4	
	200 000	249 999	400	88 723 291	10,80 %	4,83 %	54,9	50,9	
	250 000	299 999	212	57 648 309	7,02 %	2,56 %	60,5	51,0	
	300 000	349 999	131	41 826 246	5,09 %	1,58 %	65,1	50,7	
	350 000	399 999	48	18 065 410	2,20 %	0,58 %	63,0	52,1	
	400 000	449 999	29	12 313 070	1,50 %	0,35 %	70,1	50,9	
	450 000	499 999	20	9 484 470	1,15 %	0,24 %	62,5	51,6	
	500 000	549 999	12	6 222 771	0,76 %	0,14 %	69,0	50,2	
	550 000	599 999	15	8 530 289	1,04 %	0,18 %	65,5	52,1	
	600 000	100 000 000	20	15 890 629	1,93 %	0,24 %	70,9	50,3	
	Total			8 280	821 589 337	100 %	100 %	45,5	51,4

Bilkreditt 7 DAC
Monthly Investor Report

8.b Outstanding Principal Balance Graph

Reporting Date	27.07.2019	
Payment date	25.07.2019	
Period No	43	
Monthly Period	Jun 2019	
Interest Period	from 25.06.2019	to 25.07.2019 = 30 days



Bilkreditt 7 DAC
Monthly Investor Report

9.a Geographical Distribution



Reporting Date	27.07.2019				
Payment date	25.07.2019				
Period No	43				
Monthly Period	Jun 2019				
Interest Period	from	25.06.2019	to	25.07.2019	= 30 days

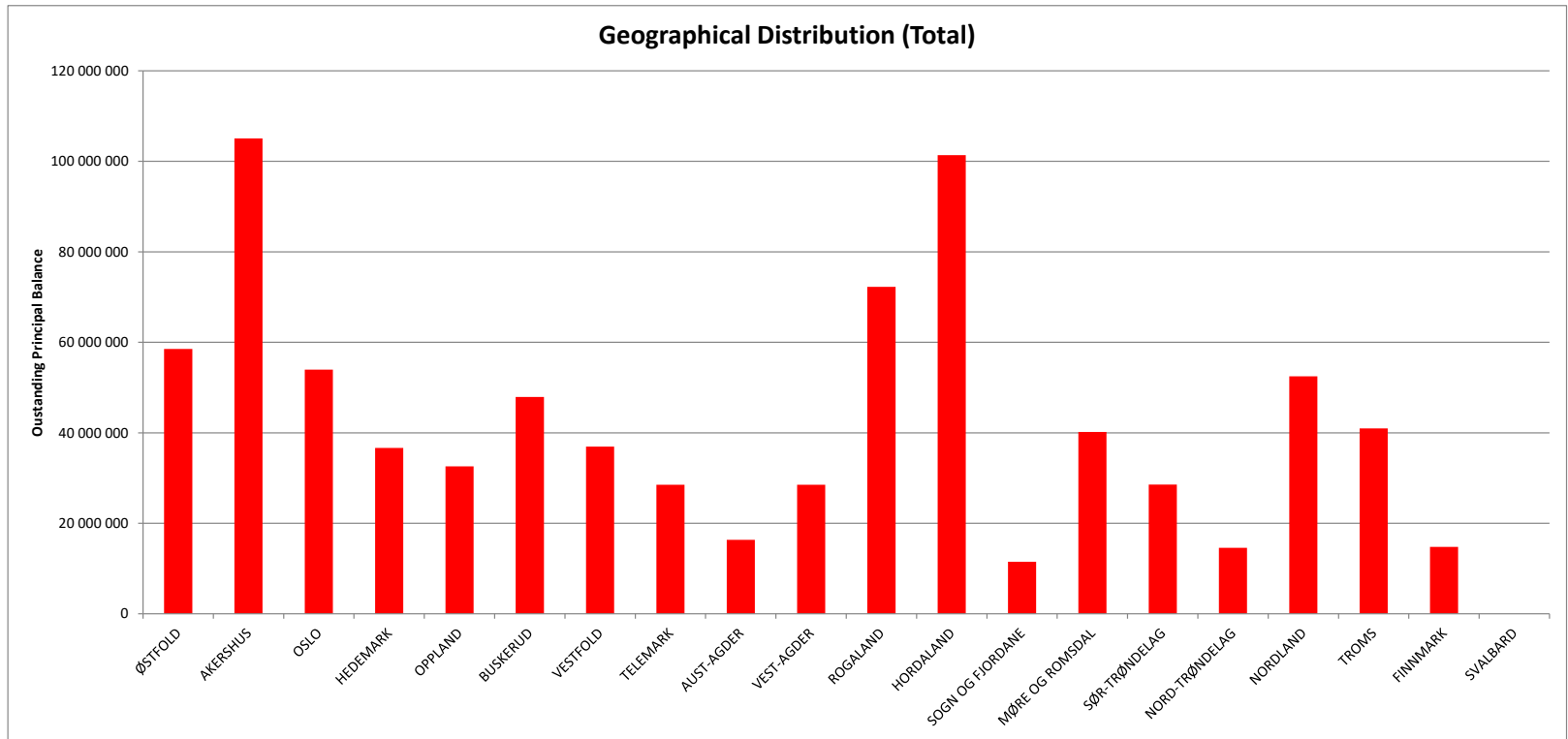
		TOTAL						
District code	No	Outstanding balance	% of Outstanding balance	% of Loans	District	WA months to maturity	WA seasoning	
0100	642	58 521 105	7,12 %	7,75 %	ØSTFOLD	43,7	51,0	
0200	1 086	105 051 514	12,79 %	13,12 %	AKERSHUS	43,2	51,8	
0300	499	53 941 135	6,57 %	6,03 %	OSLO	45,1	51,0	
0400	405	36 646 636	4,46 %	4,89 %	HEDEMARK	43,0	51,4	
0500	353	32 566 872	3,96 %	4,26 %	OPPLAND	42,3	51,9	
0600	532	47 906 905	5,83 %	6,43 %	BUSKERUD	42,6	51,3	
0700	415	36 931 164	4,50 %	5,01 %	VESTFOLD	44,4	51,4	
0800	320	28 512 533	3,47 %	3,86 %	TELEMARK	43,6	51,8	
0900	173	16 358 318	1,99 %	2,09 %	AUST-AGDER	43,8	51,1	
1000	301	28 513 626	3,47 %	3,64 %	VEST-AGDER	45,9	52,0	
1100	694	72 247 194	8,79 %	8,38 %	ROGALAND	48,0	51,7	
1200	990	101 360 153	12,34 %	11,96 %	HORDALAND	46,6	51,5	
1400	102	11 479 855	1,40 %	1,23 %	SOGN OG FJORDANE	45,0	52,0	
1500	374	40 183 983	4,89 %	4,52 %	MØRE OG ROMSDAL	47,2	51,5	
1600	299	28 569 596	3,48 %	3,61 %	SØR-TRØNDELAG	43,9	51,4	
1700	152	14 566 565	1,77 %	1,84 %	NORD-TRØNDELAG	43,5	50,6	
1800	489	52 466 837	6,39 %	5,91 %	NORDLAND	49,9	51,3	
1900	326	40 985 131	4,99 %	3,94 %	TROMS	51,7	51,0	
2000	128	14 780 215	1,80 %	1,55 %	FINNMARK	49,2	51,4	
2100	0	0	0,00 %	0,00 %	SVALBARD	0,0	0,0	
Total:	8 280	821 589 337	100 %	100 %		45,5	51,4	

Geographic distribution

Bilkreditt 7 DAC
Monthly Investor Report

9.b Geographical Distribution Graph

Reporting Date	27.07.2019	
Payment date	25.07.2019	
Period No	43	
Monthly Period	Jun 2019	
Interest Period	from	25.06.2019 to 25.07.2019 = 30 days



Bilkreditt 7 DAC
Monthly Investor Report

10.a Interest Rate

Reporting Date	27.07.2019	
Payment date	25.07.2019	
Period No	43	
Monthly Period	Jun 2019	
Interest Period	from 25.06.2019	to 25.07.2019 = 30 days

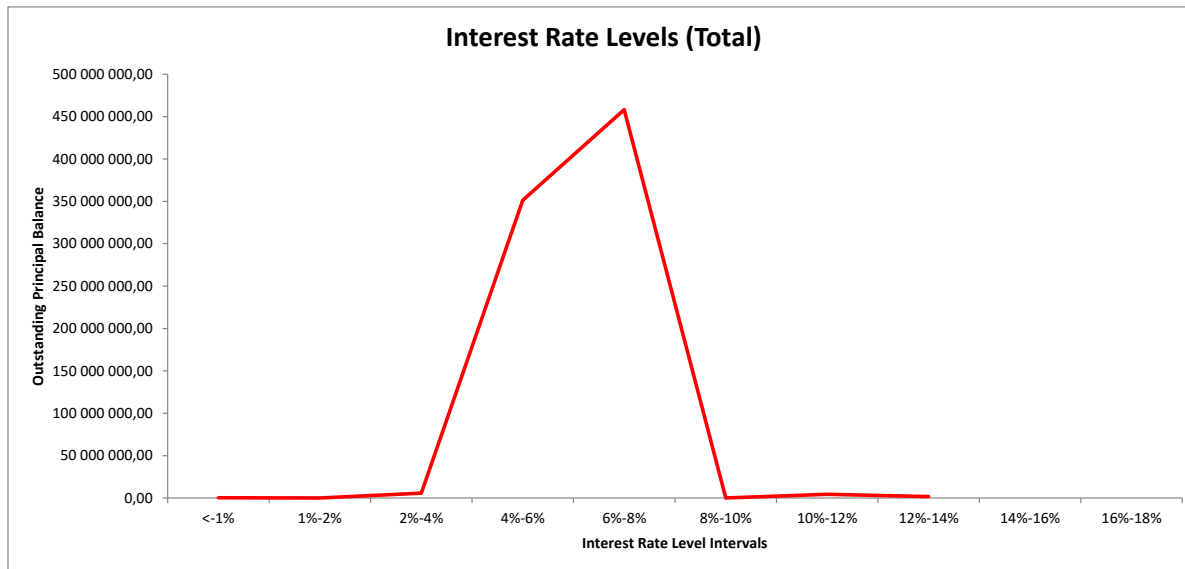


TOTAL						
Min (>=)	Max (<)	No	Outstanding balance	% of Outstanding balance	WA months to maturity	WA seasoning
<	1 %	4	330 892	0,04 %	34,0	51,0
1 %	2 %	3	17 325	0,00 %	10,9	51,5
2 %	4 %	51	5 719 089	0,70 %	50,0	50,6
4 %	6 %	3235	351 301 340	42,76 %	46,9	51,0
6 %	8 %	4768	458 224 124	55,77 %	44,5	51,8
8 %	10 %	1	25 095	0,00 %	13,0	48,0
10 %	12 %	161	4 365 383	0,53 %	32,5	51,2
12 %	14 %	57	1 606 089	0,20 %	33,3	53,3
14 %	16 %					
16 %	18 %					
Total		8 280	821 589 337	100 %	45,5	51,5

**Bilkreditt 7 DAC
Monthly Investor Report**

10.b Interest Rate

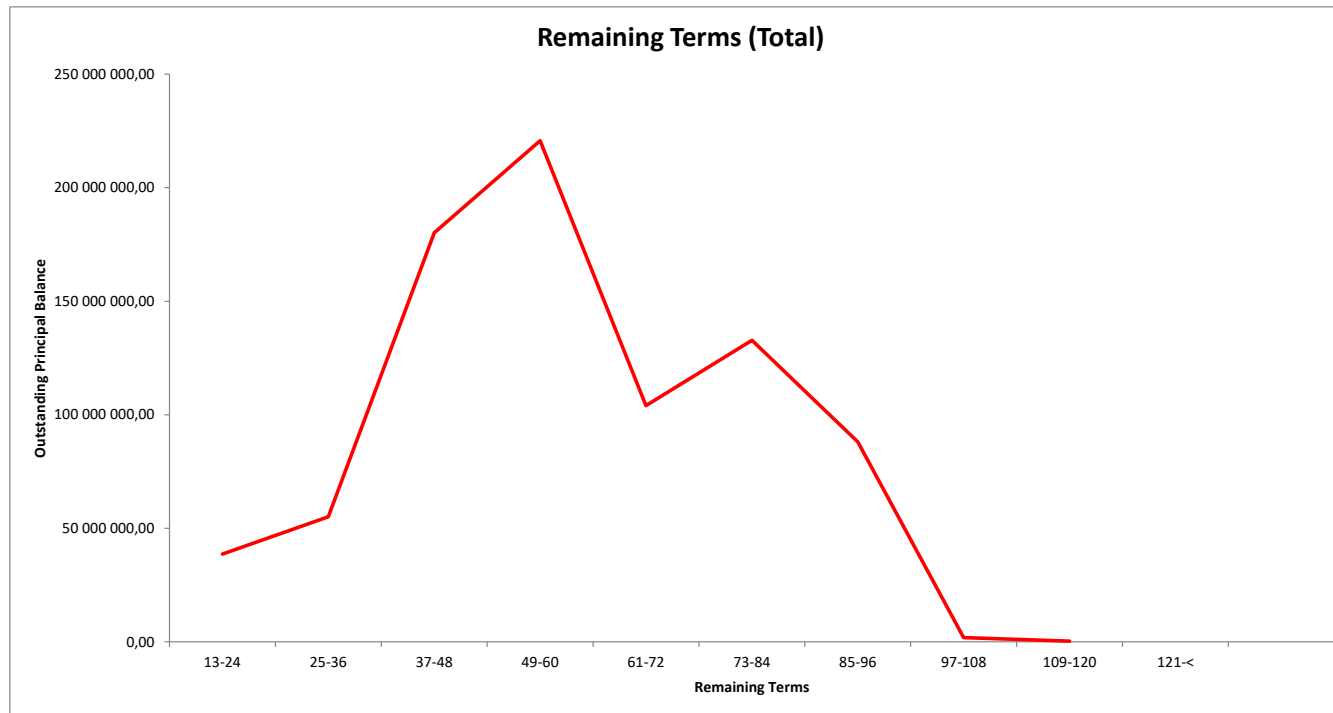
Reporting Date	27.07.2019	
Payment date	25.07.2019	
Period No	43	
Monthly Period	Jun 2019	
Interest Period	from	25.06.2019 to 25.07.2019 = 30 days



**Bilkreditt 7 DAC
Monthly Investor Report**

11.b Remaining Terms

Reporting Date	27.07.2019					
Payment date	25.07.2019					
Period No	43					
Monthly Period	Jun 2019					
Interest Period	from	25.06.2019	to	25.07.2019	=	30 days



**Bilkreditt 7 DAC
Monthly Investor Report**

12.a Seasoning



Reporting Date	27.07.2019	
Payment date	25.07.2019	
Period No	43	
Monthly Period	Jun 2019	
Interest Period	from 25.06.2019	to 25.07.2019 = 30 days

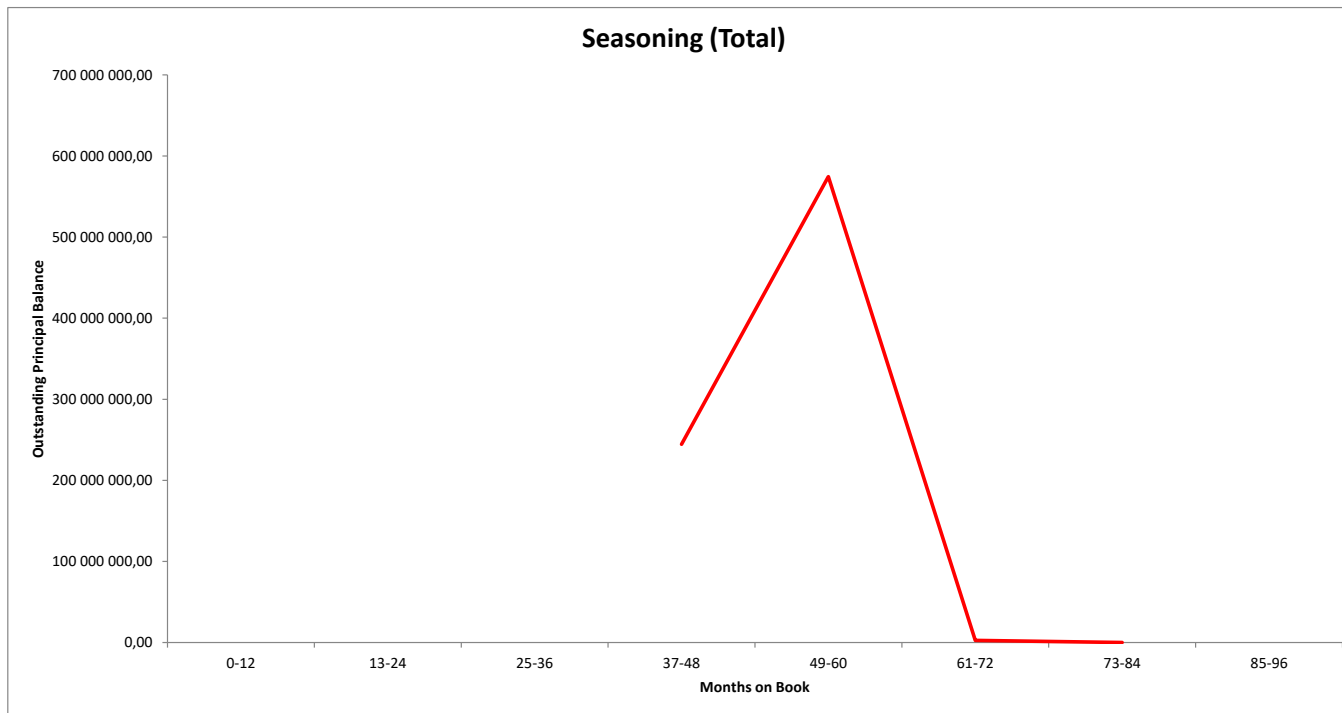
TOTAL								
Months on book	Min	Max	No	Outstanding balance	% of Outstanding balance	WA months to maturity	WA seasoning	
	0		12					
	13		24					
	25		36					
	37		48	2 167	244 500 397	29,76 %	48,8	47,1
	49		60	6 089	574 525 746	69,93 %	44,1	53,2
	61		72	23	2 538 529	0,31 %	44	65
	73		84	1	24 665	0	12	73
	85		96					
	Total			8 280	821 589 337	100 %	46,6	49,5

**Bilkreditt 7 DAC
Monthly Investor Report**

12.b Seasoning



Reporting Date	27.07.2019					
Payment date	25.07.2019					
Period No	43					
Monthly Period	Jun 2019					
Interest Period	from	25.06.2019	to	25.07.2019	=	30 days



**Bilkreditt 7 DAC
Monthly Investor Report**

13.a Vehicle type



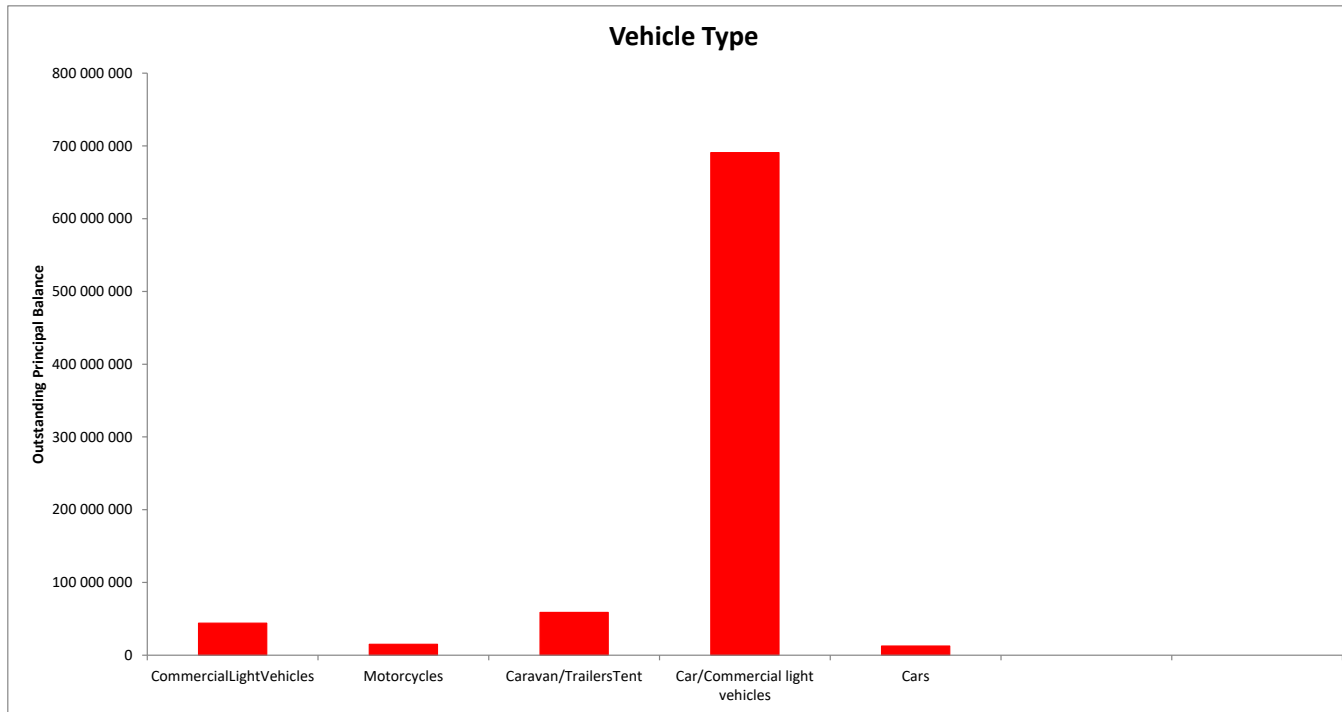
Reporting Date	27.07.2019	
Payment date	25.07.2019	
Period No	43	
Monthly Period	Jun 2019	
Interest Period	from 25.06.2019	to 25.07.2019 = 30 days

TOTAL						
Vehicle type	Min	No	Outstanding balance	% of Outstanding balance	WA months to maturity	WA seasoning
CommercialLightVehicles		585	44 041 604	5,36 %	34,6	51,9
Motorcycles		244	15 073 554	1,83 %	42,9	50,9
Caravan/TrailersTent		421	58 822 372	7,16 %	58,9	50,7
Car/Commercial light vehicles		6 913	690 910 181	84,09 %	45,1	51,5
Cars		117	12 741 626	1,55 %	48,3	49,8
Total		8 280	821 589 337	100 %	45,5	51,4

**Bilkreditt 7 DAC
Monthly Investor Report**

13.b Vehicle type

Reporting Date	27.07.2019					
Payment date	25.07.2019					
Period No	43					
Monthly Period	Jun 2019					
Interest Period	from	25.06.2019	to	25.07.2019	=	30 days



Bilkreditt 7 DAC
Monthly Investor Report

14.a Hybrid loans



Reporting Date	27.07.2019				
Payment date	25.07.2019				
Period No	43				
Monthly Period	Jun 2019				
Interest Period	from	25.06.2019	to	25.07.2019	= 30 days

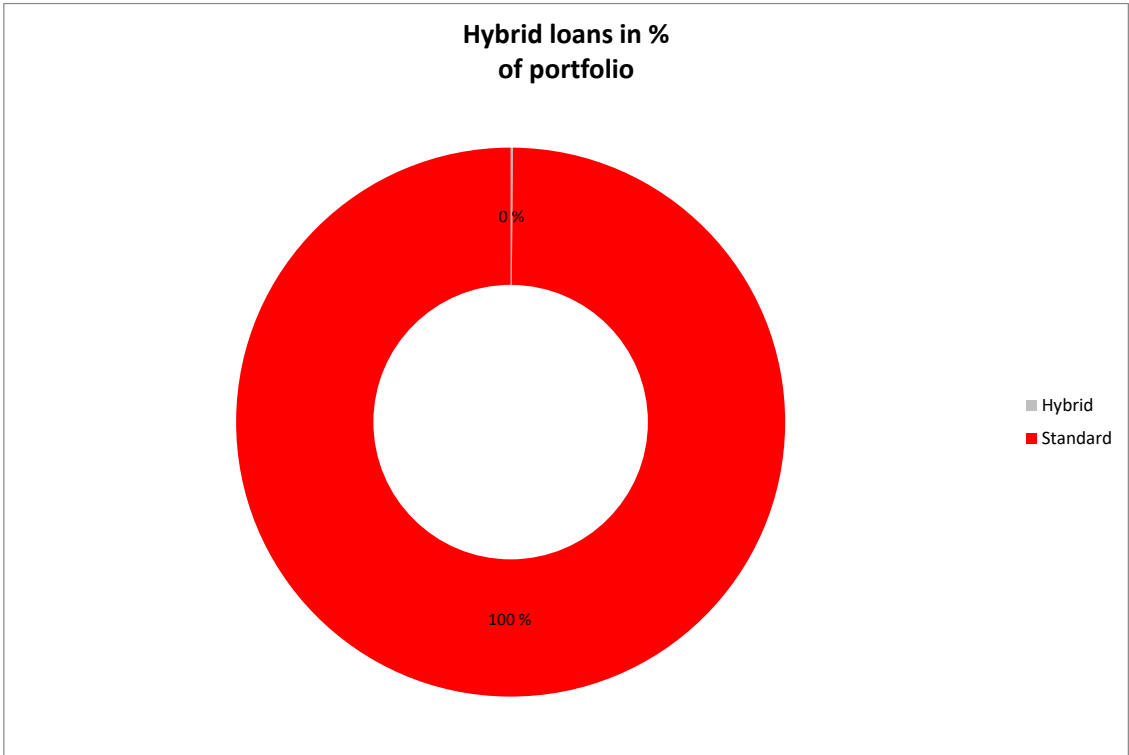
Hybrid loans in % of portfolio	TOTAL					
	Min	No	Outstanding balance	% of Outstanding Balance	WA months to maturity	WA seasoning
Hybrid		7	1 123 654	0,14 %	6,8	56,9
Standard		8 273	820 465 683	99,86 %	45,6	51,4
Total		8 280	821 589 337	100 %	45,5	51,4

Bilkreditt 7 DAC
Monthly Investor Report

14.b Hybrid loans



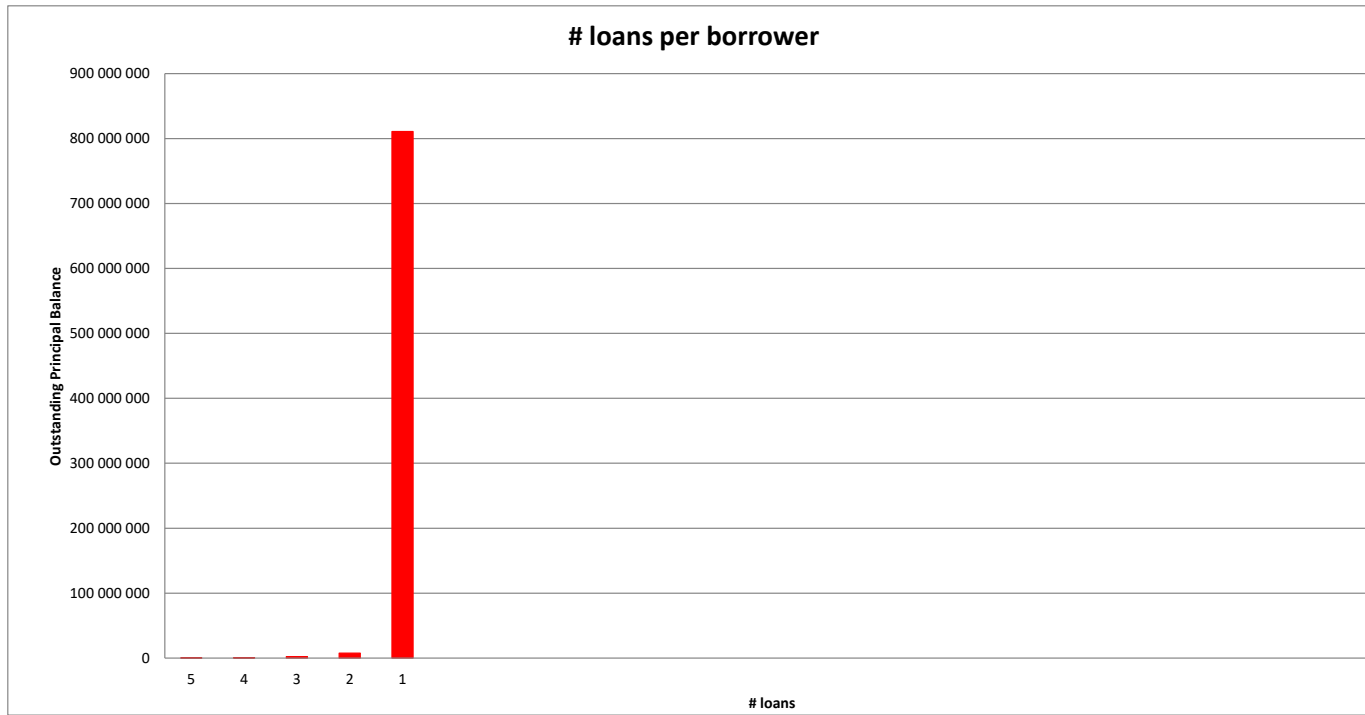
Reporting Date	27.07.2019					
Payment date	25.07.2019					
Period No	43					
Monthly Period	Jun 2019					
Interest Period	from	25.06.2019	to	25.07.2019	=	30 days



**Bilkreditt 7 DAC
Monthly Investor Report**

15.b # loans per borrower

Reporting Date	27.07.2019					
Payment date	25.07.2019					
Period No	43					
Monthly Period	Jun 2019					
Interest Period	from	25.06.2019	to	25.07.2019	=	30 days



**Bilkreditt 7 DAC
Monthly Investor Report**

16.a Amortization Profile



Reporting Date	27.07.2019	
Payment date	25.07.2019	
Period No	43	
Monthly Period	Jun 2019	
Interest Period	from 25.06.2019	to 25.07.2019 = 30 days

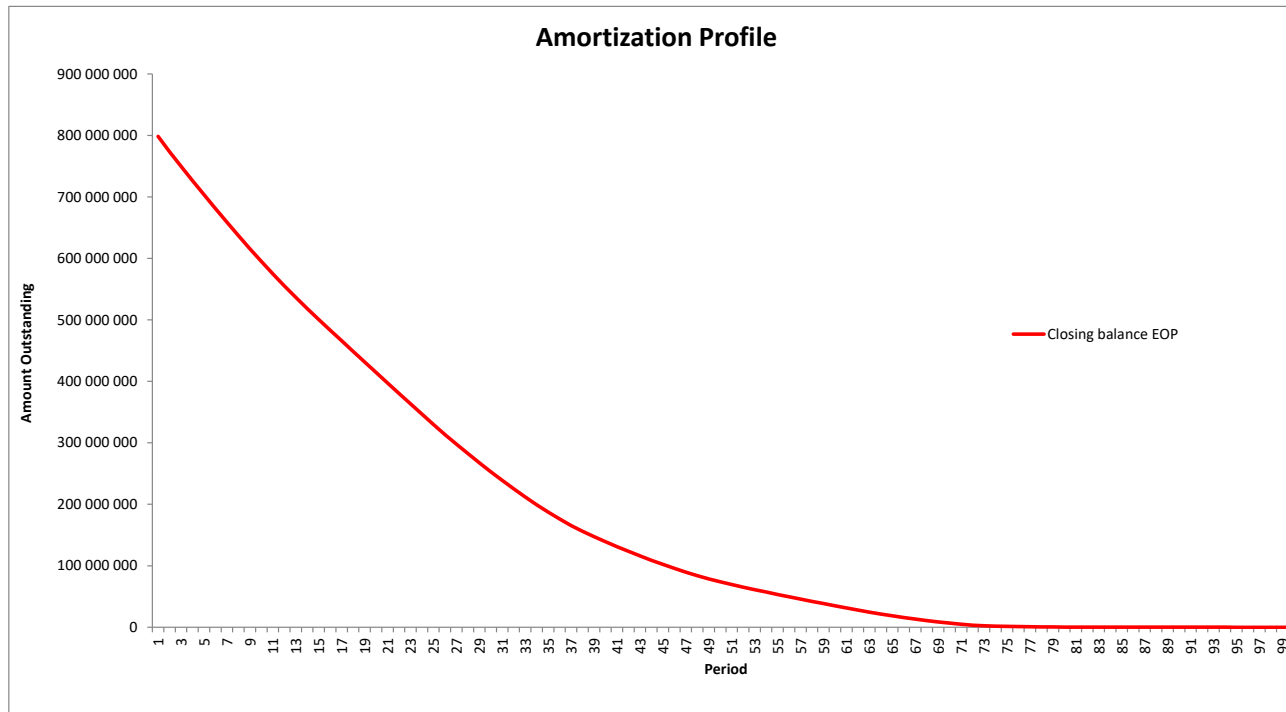
Period	TOTAL					
	Opening balance	Closing balance	Amortization	Interest	Yield	Percentage
1	821 589 337	798 486 601	23 102 736	4 060 046	5,93 %	97,19 %
2	798 486 601	773 543 232	24 943 369	3 944 875	5,93 %	94,15 %
3	773 543 232	749 701 163	23 842 069	3 822 159	5,93 %	91,25 %
4	749 701 163	726 436 872	23 264 291	3 704 355	5,93 %	88,42 %
5	726 436 872	703 635 135	22 801 736	3 589 110	5,93 %	85,64 %
6	703 635 135	680 900 610	22 734 526	3 474 672	5,93 %	82,88 %
7	680 900 610	658 865 871	22 034 739	3 363 656	5,93 %	80,19 %
8	658 865 871	637 201 441	21 664 430	3 254 392	5,93 %	77,56 %
9	637 201 441	615 653 899	21 547 541	3 145 431	5,92 %	74,93 %
10	615 653 899	595 021 906	20 631 984	3 040 843	5,93 %	72,42 %
11	595 021 906	574 928 387	20 093 520	2 938 304	5,93 %	69,98 %
12	574 928 387	555 390 953	19 537 433	2 838 718	5,93 %	67,60 %
13	555 390 953	536 455 988	18 934 965	2 741 633	5,92 %	65,29 %
14	536 455 988	518 198 433	18 257 555	2 647 436	5,92 %	63,07 %
15	518 198 433	500 604 331	17 594 102	2 556 611	5,92 %	60,93 %
16	500 604 331	483 185 745	17 418 586	2 469 331	5,92 %	58,81 %
17	483 185 745	465 906 331	17 279 414	2 382 930	5,92 %	56,71 %
18	465 906 331	448 704 304	17 202 028	2 297 047	5,92 %	54,61 %
19	448 704 304	431 549 913	17 154 391	2 211 598	5,91 %	52,53 %
20	431 549 913	414 438 078	17 111 835	2 126 454	5,91 %	50,44 %

Amortization profile (first 20 periods)

**Bilkreditt 7 DAC
Monthly Investor Report**

16.b Amortization Profile

Reporting Date	27.07.2019				
Payment date	25.07.2019				
Period No	43				
Monthly Period	Jun 2019				
Interest Period	from	25.06.2019	to	25.07.2019	= 30 days



**Bilkreditt 7 DAC
Monthly Investor Report**

17.a Payment Holidays



Reporting Date	27.07.2019	
Payment date	25.07.2019	
Period No	43	
Monthly Period	Jun 2019	
Interest Period	from 25.06.2019	to 25.07.2019 = 30 days

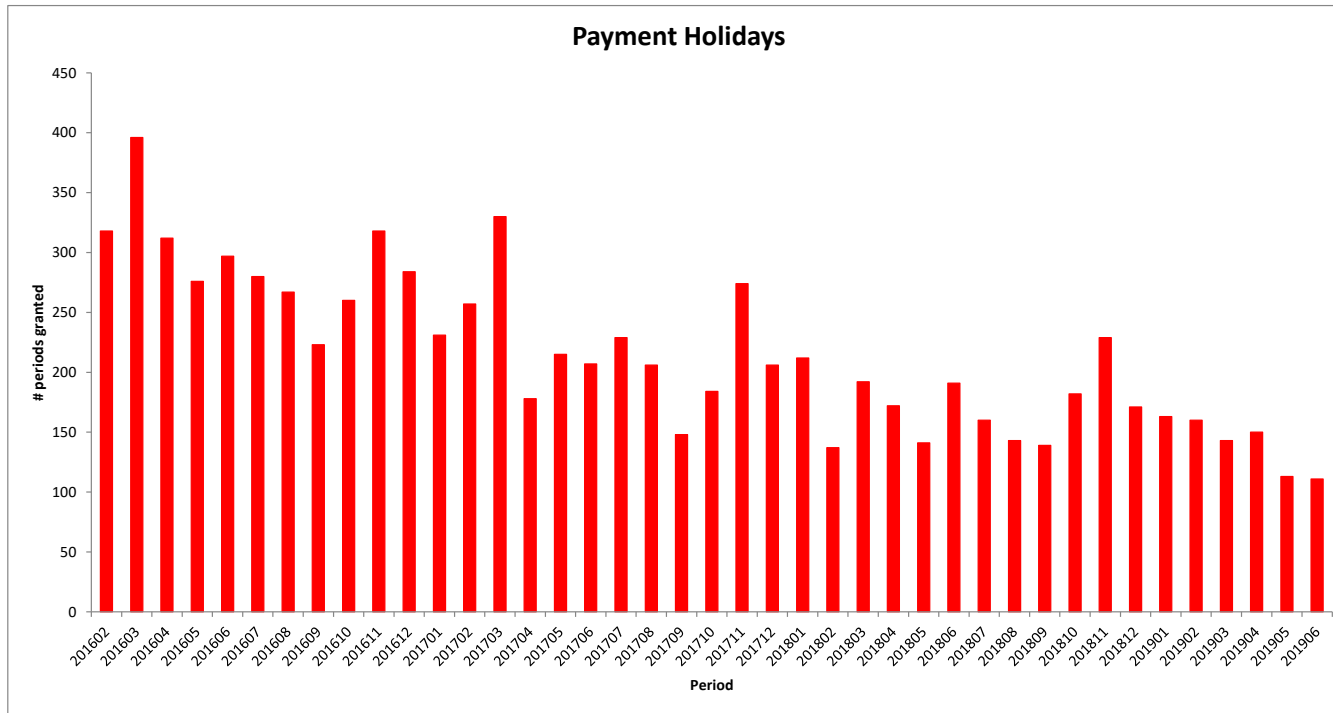
Period	No	TOTAL	
		Number of periods granted	Sum of payments
201511	328	477	1 712 786
201512	298	394	1 305 500
201601	264	414	1 423 622
201602	318	491	1 717 155
201603	396	556	1 890 889
201604	312	477	1 726 093
201605	276	422	1 588 733
201606	297	471	2 139 636
201607	280	412	2 563 543
201608	267	397	1 502 597
201609	223	341	1 217 896
201610	260	409	1 552 839
201611	318	440	1 647 466
201612	284	369	1 355 786
201701	231	362	1 327 752
201702	257	382	1 456 233
201703	330	467	1 680 875
201704	178	284	1 007 356
201705	215	344	1 450 459
201706	207	354	1 448 400
201707	229	320	1 266 895
201708	206	314	1 120 890
201709	148	229	912 620
201710	184	314	1 163 586
201711	274	401	1 513 835
201712	206	264	1 056 646
201801	212	317	1 096 591
201802	137	196	729 413
201803	192	278	969 917
201804	172	262	967 177
201805	141	213	805 638
201806	191	314	1 223 056
201807	160	248	943 631
201808	143	220	825 126
201809	139	218	834 449
201810	182	319	1 169 746
201811	229	345	1 254 851
201812	171	247	796 736
201901	163	248	906 245
201902	160	260	943 788
201903	143	225	841 875
201904	150	217	792 025
201905	113	178	673 869
201906	111	182	725 710
Total	9 695	14 592	55 249 930

Bilkreditt 7 DAC
Monthly Investor Report

17.b Payment Holidays



Reporting Date	27.07.2019				
Payment date	25.07.2019				
Period No	43				
Monthly Period	Jun 2019				
Interest Period	from	25.06.2019	to	25.07.2019	= 30 days



Bilkreditt 7 DAC
Monthly Investor Report

18.a Payment Holidays >31dpd

Reporting Date	27.07.2019	
Payment date	25.07.2019	
Period No	43	
Monthly Period	Jun 2019	
Interest Period	from 25.06.2019	to 25.07.2019 = 30 days



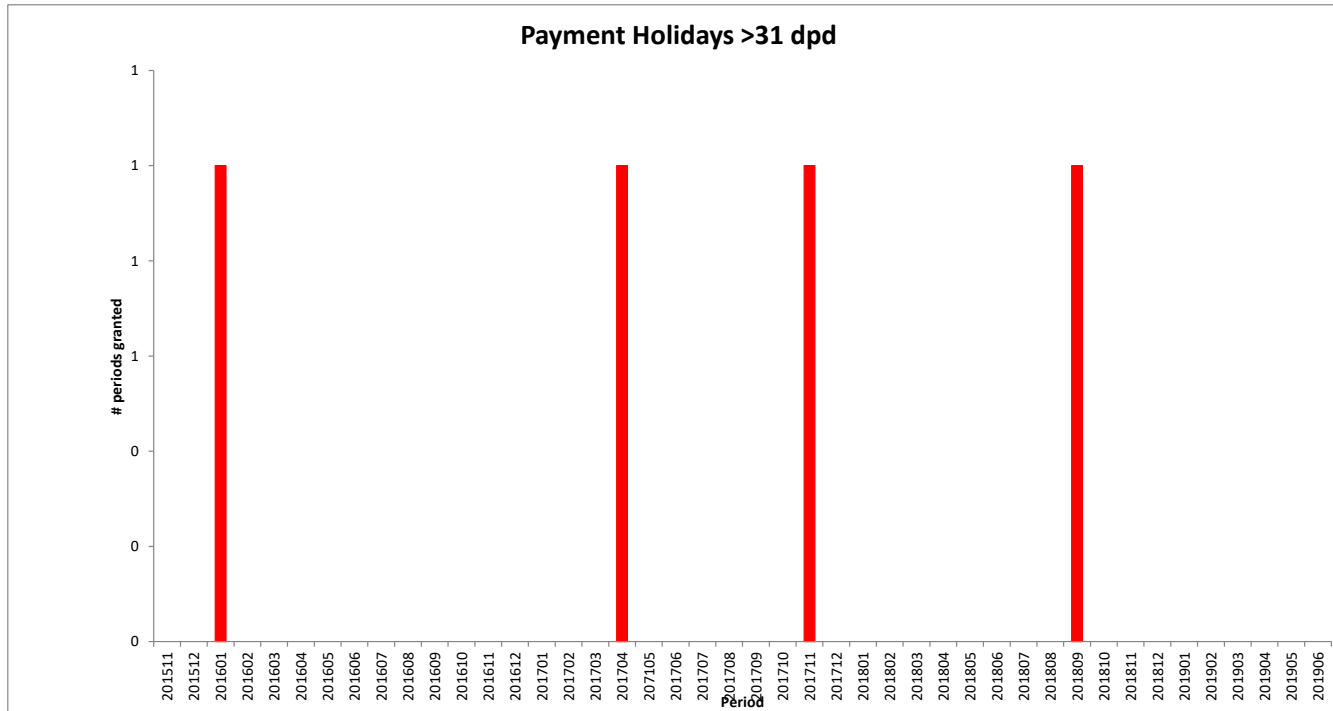
	TOTAL		
	Period	No	Sum of payments
	201511	0	0
	201512	0	0
	201601	1	1 929
	201602	0	0
	201603	0	0
	201604	0	0
	201605	0	0
	201606	0	0
	201607	0	0
	201608	0	0
	201609	0	0
	201610	0	0
	201611	0	0
	201612	0	0
	201701	0	0
	201702	0	0
	201703	0	0
	201704	1	1 776
	201705	0	0
	201706	0	0
	201707	0	0
	201708	0	0
	201709	0	0
	201710	0	0
	201711	1	3 097
	201712	0	0
	201801	0	0
	201802	0	0
	201803	0	0
	201804	0	0
	201805	0	0
	201806	0	0
	201807	0	0
	201808	0	0
	201809	1	3 456
	201810	0	0
	201811	0	0
	201812	0	0
	201901	0	0
	201902	0	0
	201903	0	0
	201904	0	0
	201905	0	0
	201906	0	0
Total	4	4	10 258

Payment Holiday

**Bilkreditt 7 DAC
Monthly Investor Report**

18.b Payment Holidays >31 dpd

Reporting Date	27.07.2019				
Payment date	25.07.2019				
Period No	43				
Monthly Period	Jun 2019				
Interest Period	from	25.06.2019	to	25.07.2019	= 30 days



Bilkreditt 7 DAC
Monthly Investor Report

19.a Dynamic Interest rate



Reporting Date	27.07.2019
Payment date	25.07.2019
Period No	43
Monthly Period	Jun 2019
Interest Period	from 25.06.2019 to 25.07.2019 = 30 days

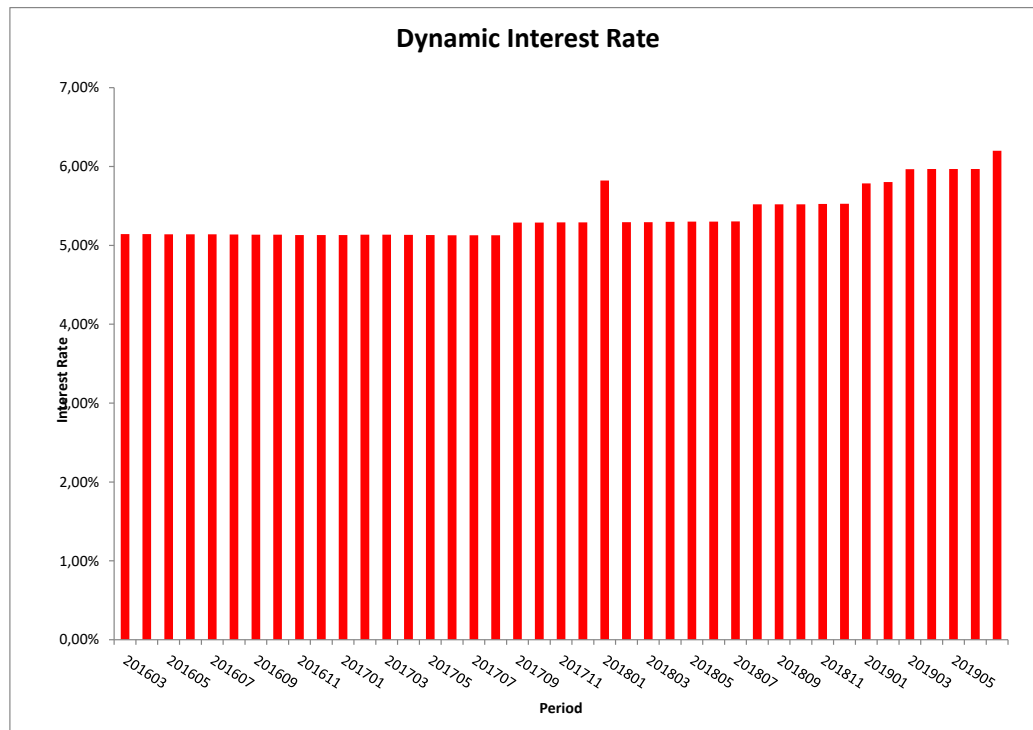
TOTAL		
Period	Closing balance	WA Interest rate
201512	4 961 729 485	5,15 %
201601	4 824 877 226	5,15 %
201602	4 677 232 996	5,14 %
201603	4 524 706 931	5,14 %
201604	4 367 347 791	5,14 %
201605	4 218 125 879	5,14 %
201606	4 051 770 340	5,14 %
201607	3 914 038 749	5,14 %
201608	3 768 451 252	5,14 %
201609	3 628 974 674	5,14 %
201610	3 500 830 886	5,13 %
201611	3 367 793 358	5,13 %
201612	3 252 814 674	5,13 %
201701	3 140 559 658	5,14 %
201702	3 027 367 407	5,13 %
201703	2 907 719 819	5,13 %
201704	2 807 839 654	5,13 %
201705	2 694 469 911	5,13 %
201706	2 575 492 819	5,13 %
201707	2 461 447 678	5,13 %
201708	2 355 663 434	5,29 %
201709	2 261 086 429	5,29 %
201710	2 158 188 957	5,29 %
201711	2 066 184 627	5,29 %
201712	1 994 371 631	5,82 %
201801	1 917 048 682	5,29 %
201802	1 839 037 050	5,29 %
201803	1 763 332 181	5,30 %
201804	1 688 809 450	5,30 %
201805	1 603 458 965	5,30 %
201806	1 514 136 816	5,30 %
201807	1 440 953 936	5,52 %
201808	1 376 072 177	5,52 %
201809	1 312 833 463	5,52 %
201810	1 241 300 183	5,53 %
201811	1 179 247 932	5,53 %
201812	1 122 239 351	5,79 %
201901	1 069 048 994	5,80 %
201902	1 020 994 626	5,97 %
201903	968 372 407	5,97 %
201904	919 566 417	5,97 %
201905	868 489 258	5,97 %
201906	821 589 337	6,20 %

Interest rate evolution

Bilkreditt 7 DAC
Monthly Investor Report

19.b Dynamic Interest Rate

Reporting Date	27.07.2019		
Payment date	25.07.2019		
Period No	43		
Monthly Period	Jun 2019		
Interest Period	from	25.06.2019	to 25.07.2019 = 30 days



Bilkreditt 7 DAC
Monthly Investor Report

20.a Borrower Type



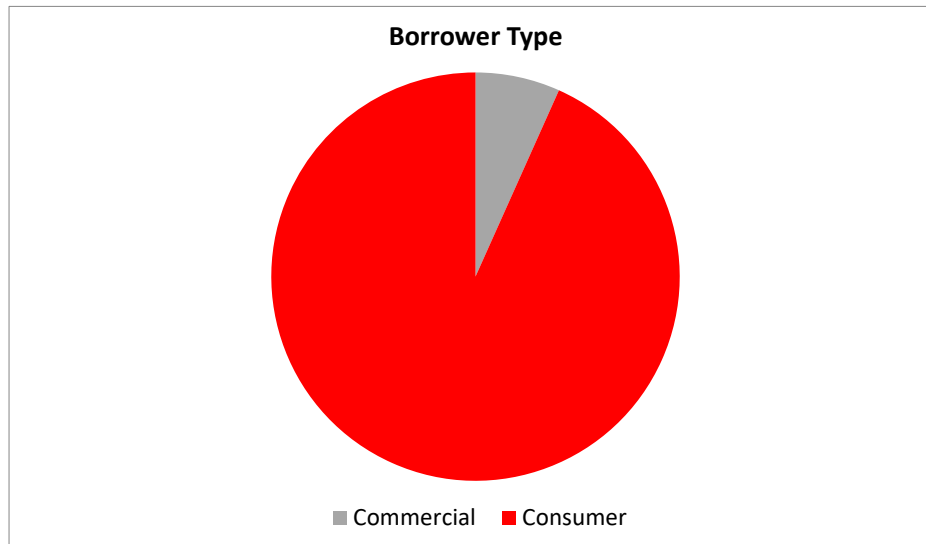
Reporting Date	27.07.2019
Payment date	25.07.2019
Period No	43
Monthly Period	Jun 2019
Interest Period	from 25.06.2019 to 25.07.2019 = 30 days

Borrower Type	TOTAL					
	Borrower type	No	Outstanding balance	%	WA months to maturity	WA seasoning
	Commercial	578	55 067 073	6,70 %	34,44	50,99
	Consumer	7 702	766 522 264	93,30 %	46,29	51,47
	Total	8 280	821 589 337	100,00 %	45,50	51,44

Bilkreditt 7 DAC
Monthly Investor Report

20.b Borrower Type

Reporting Date		27.07.2019		
Payment date		25.07.2019		
Period No		43		
Monthly Period		Jun 2019		
Interest Period	from	25.06.2019	to	25.07.2019 = 30 days



**Bilkreditt 7 DAC
Monthly Investor Report**

21.a Vehicle Condition



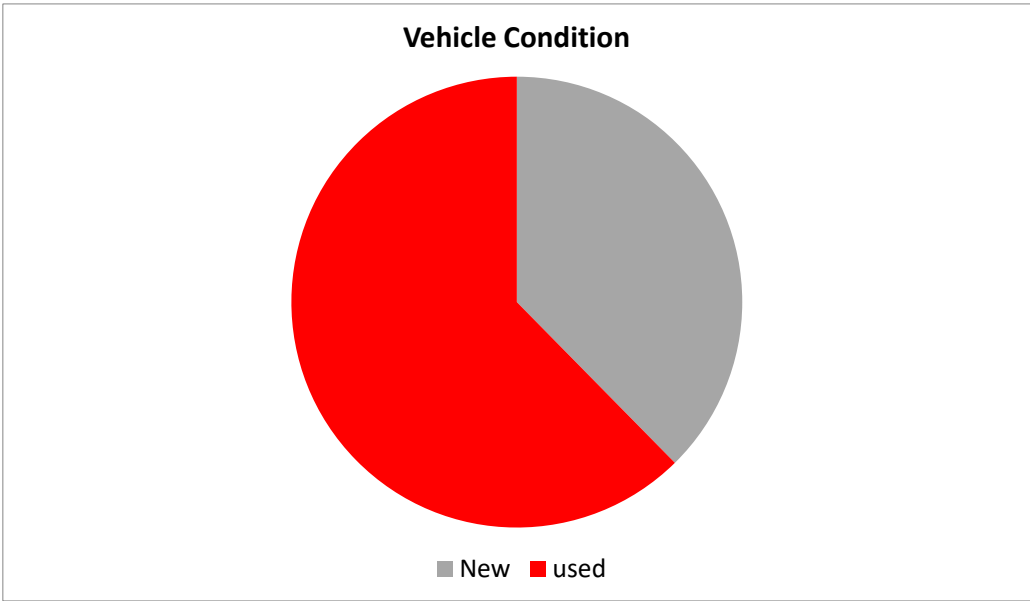
Reporting Date	27.07.2019	
Payment date	25.07.2019	
Period No	43	
Monthly Period	Jun 2019	
Interest Period	from	25.06.2019 to 25.07.2019 = 30 days

Vehicle condition	TOTAL					
	Vehicle condition	No	Outstanding balance	%	WA months to maturity	WA seasoning
	New	2 538	309 187 711	37,63 %	47,8	51,3
	used	5 742	512 401 626	62,37 %	44,1	51,5
		8 280	821 589 337	100 %	45,5	51,4

**Bilkreditt 7 DAC
Monthly Investor Report**

21.b Vehicle Condition

Reporting Date	27.07.2019		
Payment date	25.07.2019		
Period No	43		
Monthly Period	Jun 2019		
Interest Period	from	25.06.2019	to 25.07.2019 = 30 days



**Bilkreditt 7 DAC
Monthly Investor Report**

22.a Downpayment



Reporting Date	27.07.2019	
Payment date	25.07.2019	
Period No	43	
Monthly Period	Jun 2019	
Interest Period	from 25.06.2019	to 25.07.2019 = 30 days

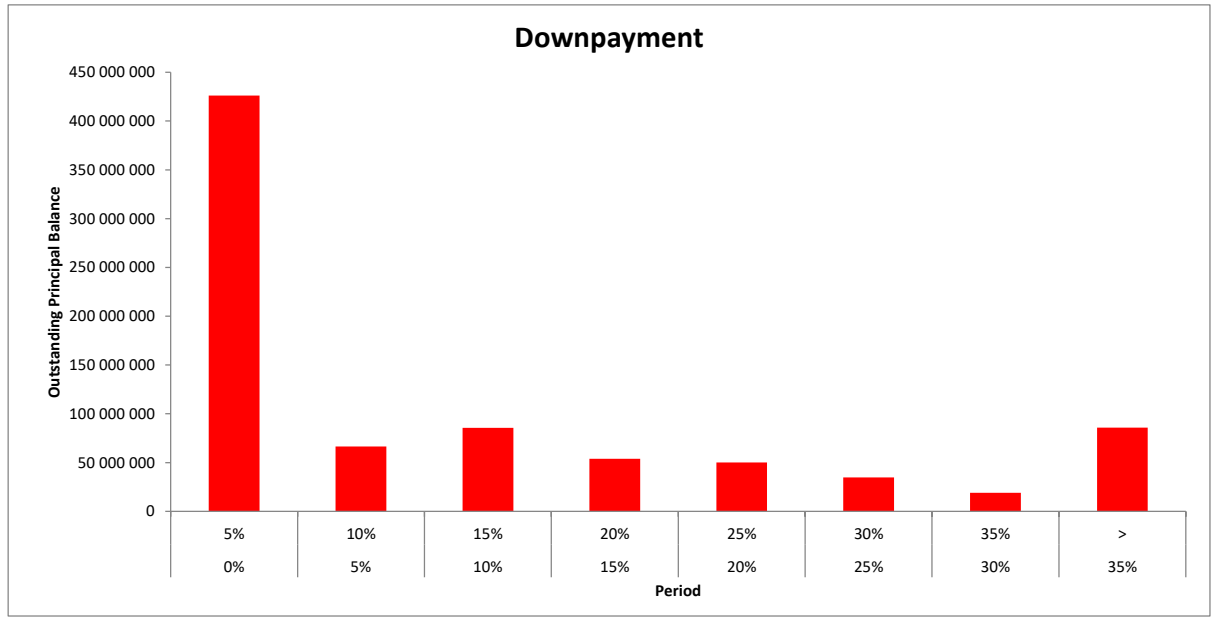
TOTAL							
Downpayment %	Min (>=)	Max (<)	No	Outstanding balance	%	WA months to maturity	WA seasoning
	0 %	5 %	3 940	426 075 463	51,86 %	45,6	51,5
	5 %	10 %	545	66 455 774	8,09 %	46,7	51,7
	10 %	15 %	768	85 512 227	10,41 %	48,8	51,9
	15 %	20 %	508	53 892 158	6,56 %	46,1	51,4
	20 %	25 %	526	50 062 544	6,09 %	46,3	51,0
	25 %	30 %	371	34 772 559	4,23 %	47,8	51,0
	30 %	35 %	242	19 039 589	2,32 %	43,4	51,7
	35 %	>	1 380	85 779 023	10,44 %	39,4	51,0
	Total		8 280	821 589 337	100 %	45,5	51,4

**Bilkreditt 7 DAC
Monthly Investor Report**

22.b Downpayment



Reporting Date	27.07.2019		
Payment date	25.07.2019		
Period No	43		
Monthly Period	Jun 2019		
Interest Period	from	25.06.2019	to 25.07.2019 = 30 days



**Bilkreditt 7 DAC
Monthly Investor Report**

23.a Repayment Type



Reporting Date	27.07.2019	
Payment date	25.07.2019	
Period No	43	
Monthly Period	Jun 2019	
Interest Period	from	25.06.2019 to 25.07.2019 = 30 days

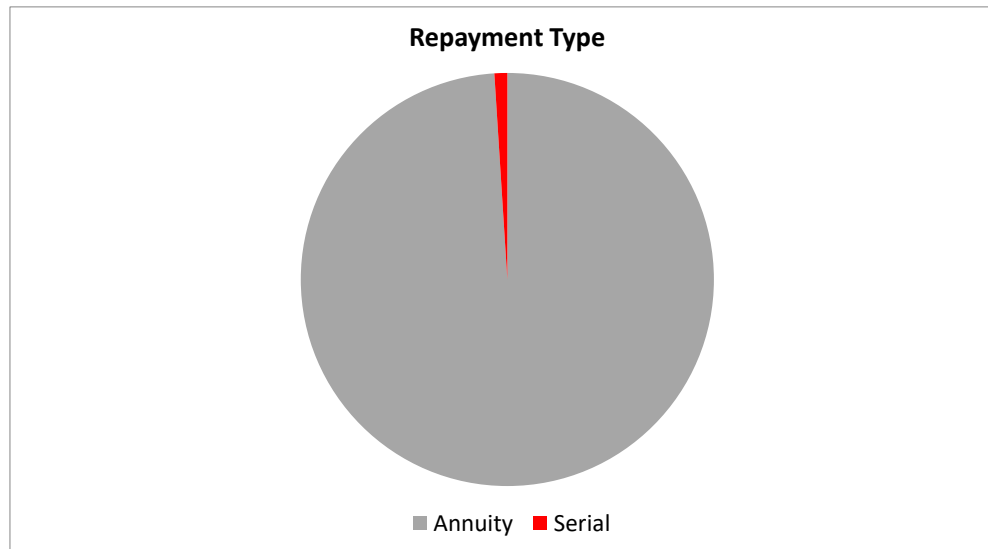
Repayment Type	TOTAL					
	Repayment Type	No	Outstanding balance	%	WA months to maturity	WA seasoning
	Annuity	8 206	813 341 901	99,00 %	45,6	51,4
	Serial	74	8 247 436	1,00 %	32,9	52,2
		8 280	821 589 337	100 %	45,5	51,4

Bilkreditt 7 DAC
Monthly Investor Report

23.b Repayment Type



Reporting Date	27.07.2019
Payment date	25.07.2019
Period No	43
Monthly Period	Jun 2019
Interest Period	from 25.06.2019 to 25.07.2019 = 30 days



Bil kreditt 7 DAC
Monthly Investor Report

24.a Dynamic Pre-Payments



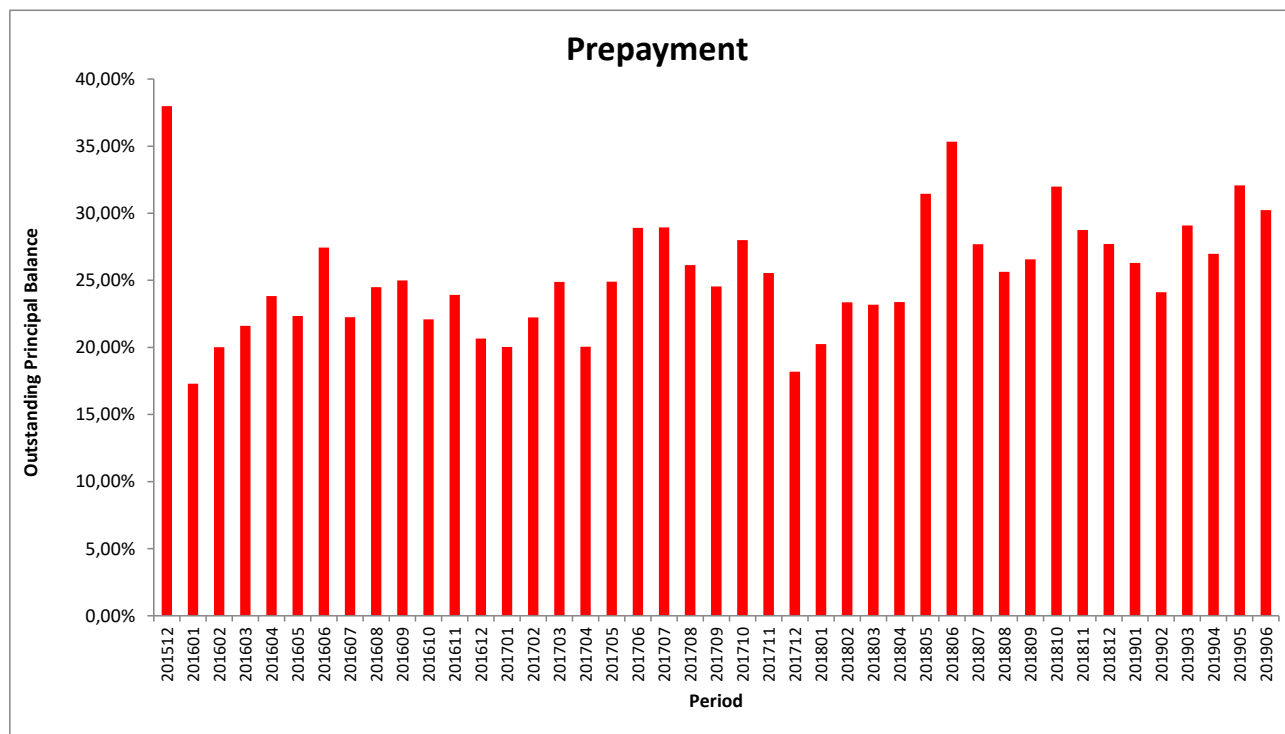
Reporting Date 27.07.2019
 Payment date 25.07.2019
 Period No 43
 Monthly Period Jun 2019
 Interest Period from 25.06.2019 to 25.07.2019 = 30 days

TOTAL			
Period	Sum of Pre-Payments	Closing Balance	CPR Annual
201512	193 588 505	4 961 729 485	38,0 %
201601	75 756 641	4 824 877 226	17,3 %
201602	86 265 020	4 677 232 996	20,0 %
201603	90 894 870	4 524 706 931	21,6 %
201604	97 939 137	4 367 347 791	23,8 %
201605	87 937 117	4 218 125 879	22,3 %
201606	106 882 573	4 051 770 340	27,4 %
201607	81 270 623	3 914 038 749	22,3 %
201608	87 192 672	3 768 451 252	24,5 %
201609	85 904 012	3 628 974 674	25,0 %
201610	72 070 991	3 500 830 886	22,1 %
201611	75 820 194	3 367 793 358	23,9 %
201612	62 146 842	3 252 814 674	20,7 %
201701	57 980 182	3 140 559 658	20,0 %
201702	62 780 503	3 027 367 407	22,2 %
201703	68 499 092	2 907 719 819	24,9 %
201704	51 889 013	2 807 839 654	20,1 %
201705	63 552 919	2 694 469 911	24,9 %
201706	72 215 970	2 575 492 819	28,9 %
201707	69 083 294	2 461 447 678	28,9 %
201708	58 709 478	2 355 663 434	26,1 %
201709	52 458 623	2 261 086 429	24,5 %
201710	58 254 835	2 158 188 957	28,0 %
201711	50 183 025	2 066 184 627	25,6 %
201712	33 097 743	1 994 371 631	18,2 %
201801	35 822 427	1 917 048 682	20,3 %
201802	40 323 915	1 839 037 050	23,4 %
201803	38 345 727	1 763 332 181	23,2 %
201804	37 076 394	1 688 809 450	23,4 %
201805	49 654 383	1 603 458 965	31,4 %
201806	54 021 570	1 514 136 816	35,3 %
201807	38 409 381	1 440 953 936	27,7 %
201808	33 548 432	1 376 072 177	25,6 %
201809	33 343 303	1 312 833 463	26,6 %
201810	39 233 092	1 241 300 183	32,0 %
201811	32 847 038	1 179 247 932	28,8 %
201812	29 939 668	1 122 239 351	27,7 %
201901	26 848 443	1 069 048 993	26,3 %
201902	23 212 706	1 020 994 626	24,1 %
201903	27 346 528	968 372 407	29,1 %
201904	23 776 159	919 566 417	27,0 %
201905	27 541 628	868 489 258	32,1 %
201906	24 280 842	821 589 337	30,2 %

**Bilkreditt 7 DAC
Monthly Investor Report**

24.b Dynamic Pre-Payments

Reporting Date	27.07.2019	
Payment date	25.07.2019	
Period No	43	
Monthly Period	Jun 2019	
Interest Period	from	25.06.2019 to 25.07.2019 = 30 days



Bilkredit 7 DAC
Monthly Investor Report

Reporting Date 27.07.2019
Payment date 25.07.2019
Period No 43
Monthly Period Jun 2019
Interest Period from 25.06.2019 to 25.07.2019 = 30 days

25. Defaults, Recoveries and Losses by Quarter of Default



Default Quarter	Default Amount	Recovery Quarter No Of Loans	2016 1			2016 2			2016 3			2016 4		
			Recoveries	Cum. Recoveries	Loss	Recoveries	Cum. Recoveries	Loss	Recoveries	Cum. Recoveries	Loss	Recoveries	Cum. Recoveries	Loss
20161	116 009	2	44 073	44 073	71 936	0	44 073	71 936	0	44 073	71 936	0	44 073	71 936
20162	3 781 365	25				- 109 816	- 109 816	3 891 181	885 106	775 290	3 006 075	522 545	1 297 835	2 483 530
20163	2 241 179	25							145 634	145 634	2 095 545	399 448	545 082	1 696 097
20164	9 484 344	55										672 170	672 170	8 812 174
20171	7 220 771	56												
20172	5 858 456	50												
20173	5 993 301	42												
20174	6 146 738	52												
20181	4 931 657	50												
20182	5 685 506	54												
20183	5 714 127	59												
20184	6 046 863	49												
20191	2 102 137	34												
20192	2 416 658	33												

Default Quarter	Default Amount	Recovery Quarter No Of Loans	2017 1			2017 2			2017 3			2017 4		
			Recoveries	Cum. Recoveries	Loss	Recoveries	Cum. Recoveries	Loss	Recoveries	Cum. Recoveries	Loss	Recoveries	Cum. Recoveries	Loss
20161	116 009	2	0	44 073	71 936	0	44 073	71 936	0	44 073	71 936	0	44 073	71 936
20162	3 781 365	25	243 589	1 541 404	2 239 981	328 660	1 870 364	1 811 301	130 223	2 000 287	1 781 078	330	2 000 617	1 780 748
20163	2 241 179	25	73 113	6 116 165	1 622 984	162 454	780 648	1 460 530	32 045	812 694	1 428 485	173 107	985 891	1 295 288
20164	9 484 344	55	2 214 967	2 887 137	6 597 207	1 622 845	4 509 982	4 974 362	347 531	4 857 513	4 628 831	344 528	5 202 041	4 282 303
20171	7 220 771	56	330 667	330 667	6 890 104	1 251 392	1 582 059	5 638 712	901 257	2 483 316	4 737 455	287 323	2 770 639	4 450 132
20172	5 858 456	50				1 479 078	1 479 078	4 379 378	338 244	1 817 322	4 041 134	385 007	2 202 329	3 656 127
20173	5 993 301	42												
20174	6 146 738	52							1 173 893	1 173 893	4 819 408	504 407	1 678 300	4 315 001
20181	4 931 657	50										385 080	385 080	5 791 658
20182	5 685 506	54												
20183	5 714 127	59												
20184	6 046 863	49												
20191	2 102 137	34												
20192	2 416 658	33												

Default Quarter	Default Amount	Recovery Quarter No Of Loans	2018 1			2018 2			2018 3			2018 4		
			Recoveries	Cum. Recoveries	Loss	Recoveries	Cum. Recoveries	Loss	Recoveries	Cum. Recoveries	Loss	Recoveries	Cum. Recoveries	Loss
20161	116 009	2	0	44 073	71 936	0	44 073	71 936	0	44 073	71 936	0	44 073	71 936
20162	3 781 365	25	0	2 000 617	1 780 748	8 955	2 007 672	1 773 793	9 647	2 017 219	1 784 146	74 367	2 091 586	1 689 779
20163	2 241 179	25	43 596	1 029 487	1 211 692	17 664	1 047 151	1 194 028	55 428	1 102 579	1 138 600	110 773	1 213 352	1 027 827
20164	9 484 344	55	19 628	5 221 689	4 282 675	49 141	5 270 810	4 213 534	350 916	5 621 726	3 862 618	555 412	6 177 138	3 307 206
20171	7 220 771	56	280 078	3 560 718	4 160 953	189 147	3 249 965	3 970 936	174 431	3 424 296	3 796 475	680 662	4 104 958	3 115 813
20172	5 858 456	50	113 636	2 316 937	3 542 519	322 267	2 638 204	3 220 252	72 727	2 711 941	3 146 515	816 503	3 528 443	2 330 013
20173	5 993 301	42	200 073	1 878 373	4 114 928	285 610	2 163 983	3 829 318	19 361	2 183 344	3 809 957	501 648	2 684 952	3 308 309
20174	6 146 738	52	1 790 433	2 185 513	3 961 225	496 418	2 680 931	3 465 807	90 932	2 771 863	3 374 875	870 276	3 642 141	2 504 587
20181	4 931 657	50	95 224	95 224	4 836 433	473 441	568 665	4 362 992	252 904	821 569	4 110 088	1 224 032	2 045 601	2 886 056
20182	5 685 506	54				503 489	503 489	5 182 017	558 638	1 062 127	4 623 379	1 232 429	2 294 556	3 390 950
20183	5 714 127	59							665 165	665 165	5 048 962	932 944	1 938 109	4 116 018
20184	6 046 863	49												
20191	2 102 137	34												
20192	2 416 658	33												

Default Quarter	Default Amount	Recovery Quarter No Of Loans	2019 1			2019 2								
			Recoveries	Cum. Recoveries	Loss	Recoveries	Cum. Recoveries	Loss						
20161	116 009	2	0	44 073	71 936	0	44 073	71 936						
20162	3 781 365	25	232 612	2 324 198	1 457 167	141 997	2 466 195	1 315 170						
20163	2 241 179	25	18 100	1 231 452	1 029 727	21 395	1 252 847	988 332						
20164	9 484 344	55	22 507	6 189 645	3 284 689	72 567	6 272 212	3 212 132						
20171	7 220 771	56	68 035	4 172 993	3 047 778	542 487	4 715 480	2 505 291						
20172	5 858 456	50	120 910	3 649 353	2 209 103	1 245 134	4 894 487	963 869						
20173	5 993 301	42	18 763	2 703 755	3 289 546	1 180 630	3 884 385	2 108 916						
20174	6 146 738	52	224 471	3 868 612	2 280 126	901 780	4 788 392	1 378 346						
20181	4 931 657	50	51 743	2 097 344	2 634 313	695 865	2 793 210	2 138 447						
20182	5 685 506	54	568 214	2 862 770	2 822 736	978 728	3 839 498	1 846 010						
20183	5 714 127	59	414 901	2 013 010	3 701 117	2 158 785	4 188 775	1 645 352						
20184	6 046 863	49	1 021 450	1 258 916	4 787 847	3 120 602	4 379 516	1 687 345						
20191	2 102 137	34	59 587	59 587	2 042 950	577 244	636 831	1 465 306						
20192	2 416 658	33				51 988	51 988	2 364 870						

Bilkreditt 7 DAC
Monthly Investor Report

26. Delinquency

Reporting Date	27.07.2019	
Payment date	25.07.2019	
Period No	43	
Monthly Period	Jun 2019	
Interest Period	from 25.06.2019	to 25.07.2019 = 30 days



Year	Mth	Total outstanding	Accounts current	Balance current	Accounts 1-30	Balance 1-30	Accounts 30-60	Balance 30-60	Accounts 60-90	Balance 60-90	Accounts 90-120	Balance 90-120	Accounts 120-150	Balance 120-150	Accounts 150-180	Balance 150-180	New defaults Count	New defaults Balance	
2015	12	4 961 729 485	24 099	4 700 936 780	1 098	226 270 383	136	29 455 590	27	5 066 732							0	0	
	1	4 824 877 226	23 794	4 575 829 836	1 034	210 629 519	151	30 580 426	30	6 107 845	11	1 729 600					1	1 937	
	2	4 677 232 996	23 288	4 417 051 439	1 105	218 237 203	153	29 391 060	48	9 854 484	14	2 177 384	5	521 426			0	0	
	3	4 524 706 931	22 900	4 279 252 351	1 043	206 590 642	140	26 435 940	38	5 676 935	26	4 828 524	9	1 444 858	4	477 681	1	114 072	
	4	4 367 347 791	22 429	4 117 906 506	1 021	208 772 723	140	26 417 237	38	6 799 700	36	6 219 817	20	3 586 950	9	1 444 858	3	351 002	
	5	4 218 125 879	22 001	3 981 772 279	949	186 245 359	181	36 329 729	43	6 641 106	19	3 770 482	8	944 073	15	2 422 851	9	1 478 965	
	6	4 051 770 340	21 751	3 876 870 489	716	137 504 851	109	24 186 373	48	8 896 096	15	1 583 965	12	1 982 158	7	746 408	13	1 951 398	
	7	3 914 038 749	21 160	3 715 790 392	849	154 533 815	128	26 356 684	39	8 461 118	33	6 636 434	10	962 621	10	1 297 685	11	844 643	
	8	3 768 451 252	20 704	3 582 250 550	794	144 777 644	129	21 739 491	42	8 522 391	23	5 806 122	23	4 640 990	7	714 064	10	966 445	
	9	3 628 974 674	20 218	3 444 913 716	778	143 879 435	126	22 807 337	40	5 940 658	19	2 867 124	21	5 526 519	16	3 039 885	4	430 091	
	10	3 500 830 886	19 738	3 309 934 149	834	156 162 224	113	18 257 057	43	6 861 534	23	3 772 624	14	1 845 461	13	3 997 837	17	2 741 005	
	11	3 367 793 358	19 330	3 206 906 487	768	127 434 828	117	20 181 370	33	4 835 393	25	3 527 138	20	3 086 122	13	1 822 020	19	4 184 562	
12	3 252 814 674	18 951	3 091 388 914	789	130 610 052	111	16 782 660	32	5 728 234	18	3 040 644	19	2 675 195	18	2 588 975	19	2 558 777		
2016	1	3 140 559 658	18 519	2 973 759 140	786	130 894 757	148	15 134 081	19	3 107 252	13	2 362 811	17	2 264 557	22	2 264 557	22	2 646 902	
	2	3 027 367 407	18 207	2 872 692 927	745	119 144 490	124	21 835 234	45	6 530 640	27	3 577 686	13	1 725 127	11	1 861 303	17	2 214 075	
	3	2 907 719 819	17 761	2 759 117 665	710	112 926 258	130	20 483 732	42	8 235 957	26	2 727 549	19	2 601 408	11	1 627 250	17	2 359 794	
	4	2 807 839 654	17 290	2 646 053 435	784	123 551 363	147	21 700 376	57	9 300 807	21	4 183 101	16	1 531 684	14	1 516 888	18	2 984 562	
	5	2 694 469 911	16 803	2 525 097 173	834	132 797 757	150	21 322 678	41	5 510 203	31	5 535 537	15	2 514 746	17	1 691 817	15	1 384 792	
	6	2 575 492 819	16 589	2 446 750 743	619	100 436 759	110	16 362 338	39	5 617 654	15	1 857 580	18	2 783 939	10	1 683 536	17	1 489 102	
	7	2 461 447 678	15 959	2 314 009 838	776	117 794 126	116	18 105 275	36	4 865 399	18	2 649 106	10	1 434 136	15	2 589 798	9	1 524 223	
	8	2 355 663 434	15 573	2 226 311 138	640	99 958 827	141	19 133 933	27	3 437 730	24	3 360 035	14	2 106 892	8	1 354 879	23	2 875 609	
	9	2 261 086 429	15 026	2 117 812 736	742	109 793 382	136	21 898 753	32	3 820 831	20	2 669 033	17	3 077 153	13	2 014 541	10	1 593 469	
	10	2 158 188 957	14 605	2 034 279 463	690	96 080 365	112	14 523 700	40	6 265 455	22	1 548 502	15	2 262 291	16	3 229 181	14	1 688 990	
	11	2 066 184 627	14 168	1 944 576 772	684	94 991 378	124	15 500 292	35	4 781 150	23	3 464 439	17	950 891	13	1 919 705	25	2 753 880	
	12	1 994 371 631	13 755	1 854 323 777	751	109 082 946	142	19 268 974	41	6 028 636	17	2 167 830	20	2 553 256	15	946 212	13	1 703 868	
2017	1	1 917 048 682	13 508	1 800 538 492	625	86 292 186	143	18 669 383	33	4 995 039	21	2 826 885	14	1 809 861	14	1 916 836	20	1 663 485	
	2	1 839 037 050	13 137	1 723 031 397	616	83 505 441	150	21 534 366	47	5 498 189	17	2 062 744	15	1 926 712	12	1 478 201	18	1 929 305	
	3	1 763 332 181	12 590	1 625 437 542	719	100 809 388	170	23 367 383	60	6 896 784	30	2 401 931	14	2 623 246	13	1 795 907	12	1 338 867	
	4	1 688 809 450	12 275	1 561 294 119	683	94 772 231	140	18 193 468	51	6 753 683	35	3 707 132	22	2 017 363	11	2 071 454	17	2 188 094	
	5	1 603 458 965	11 895	1 483 168 844	687	90 927 111	112	15 057 834	50	5 643 677	31	3 446 637	28	3 346 503	20	1 868 359	10	988 252	
	6	1 514 136 816	11 596	1 426 069 699	506	64 376 210	88	12 496 205	30	3 911 924	29	2 215 367	24	2 804 728	19	2 262 683	27	2 509 160	
	7	1 440 953 936	11 152	1 353 294 638	516	67 587 840	85	10 502 342	27	3 240 543	19	2 602 375	25	2 177 896	16	1 548 302	23	2 419 366	
	8	1 376 072 177	10 732	1 289 823 300	526	64 073 305	84	11 291 250	31	3 507 695	21	2 793 171	20	2 787 476	21	1 795 980	17	1 600 513	
	9	1 312 833 463	10 418	1 232 333 370	466	56 973 955	100	12 796 576	34	3 863 932	20	1 980 990	16	2 343 703	20	2 540 757	19	1 694 248	
	10	1 241 300 183	10 044	1 161 900 993	486	59 595 337	76	10 401 815	31	4 217 298	14	1 462 977	11	1 384 039	19	2 337 724	19	2 671 236	
	11	1 179 247 932	9 781	1 107 973 716	446	55 629 343	74	8 829 448	23	3 038 016	18	1 509 385	12	1 298 374	11	969 650	16	2 179 507	
	12	1 122 239 351	9 423	1 040 768 272	513	64 269 127	85	10 595 688	25	2 544 884	18	2 185 948	13	1 089 012	8	786 420	14	1 196 120	
2018	1	1 069 048 994	9 182	1 002 428 149	419	50 485 496	71	8 343 676	32	3 365 268	13	1 553 427	15	2 038 148	13	834 830	8	439 925	
	2	1 020 994 626	8 948	958 341 255	391	47 594 899	68	8 790 527	25	1 844 158	18	2 236 945	12	1 116 548	12	1 070 294	12	737 178	
	3	968 372 407	8 578	898 295 572	453	54 804 267	79	8 611 972	24	2 767 313	20	1 453 742	14	1 495 309	9	944 234	14	925 034	
	4	919 566 417	8 283	849 041 507	471	54 998 966	74	9 076 686	32	2 742 780	18	1 954 130	12	869 527	9	982 821	15	1 293 838	
	5	868 489 258	8 022	805 348 651	418	48 319 763	67	6 913 406	38	4 085 023	19	1 717 271	13	1 486 387	9	618 757	9	662 244	
	6	821 589 337	7 829	774 861 747	317	33 254 774	58	6 052 787	30	2 651 980	23	2 344 438	14	1 230 080	9	1 193 531	9	460 576	
	7																		
	8																		
	9																		
	10																		
	11																		
	12																		

Bilkreditt 7 DAC
Monthly Investor Report

27. Priority of Payments

Reporting Date	27.07.2019
Payment date	25.07.2019
Period No	43
Monthly Period	Jun 2019
Interest Period	from 25.06.2019 to 25.07.2019 = 30 days



Priority of Payments

Available Distribution Amount	+	70 067 018,41 NOK	5 071 792,42 EUR
Senior Expenses	-	342 328,89 NOK	
Class A Notes Interest	-	392 650,17 NOK	1 530,69 EUR
Class B Notes Interest (prior to Principal Deficiency Trigger Event)	-	787 383,00 NOK	
Liquidity Reserve	-	10 044 000,00 NOK	
Class A Principal	-	46 899 921,00 NOK	5 070 261,73 EUR
Class B Interest (Post Principal Deficiency Trigger Event)	-	0,00 NOK	
Class B Principal	-	0,00 NOK	
Payments to the Reserve Fund	-	5 022 000,00 NOK	
Class C Notes Interest	-	546 191,00 NOK	
Class C notes Principal	-	0,00 NOK	
Interest Subordinated Loan, Principal Subordinated Loan	-	54 990,90 NOK	
Swap Subordinated Amounts	-	0,00 NOK	
Amounts due to seller for deemed collections refunded, refunds etc	-	0,00 NOK	
Payments to Seller	=	5 977 553,45 NOK	0,00 EUR

Bilkreditt 7 DAC
Monthly Investor Report

28. Transaction Costs



Reporting Date	27.07.2019
Payment date	25.07.2019
Period No	43
Monthly Period	Jun 2019
Interest Period	from 25.06.2019 to 25.07.2019 = 30 days

Transaction Costs

	All Notes	Class A	Class B	Class C
Senior Expenses	342 328,89 NOK			
Interest accrued for the Period	1 726 224,17 NOK	392 650,17 NOK	787 383,00 NOK	546 191,00 NOK
Cumulative Interest accrued	184 963 318,93 NOK	136 391 971,93 NOK	28 569 447,00 NOK	20 001 900,00 NOK
Interest Payments	1 726 224,17 NOK	392 650,17 NOK	787 383,00 NOK	546 191,00 NOK
Cumulative Interest Payments	184 963 318,93 NOK	136 391 971,93 NOK	28 569 447,00 NOK	20 001 900,00 NOK
Interest accrued on Subordinated Loan for the Period	54 990,90 NOK			
Cumulative Interest accrued on Subordinated Loan	20 759 700,41 NOK			
Interest Payments on Subordinated Loan	54 990,90 NOK			
Cumulative Interest Payments on Subordinated Loan	20 759 700,41 NOK			
Unpaid Interest for the Period	0,00 NOK			
Cumulative Unpaid Interest	0,00 NOK			

Bilkreditt 7 DAC
Monthly Investor Report

29. Swap Counterparty Data



Reporting Date	27.07.2019
Payment date	25.07.2019
Period No	43
Monthly Period	Jun 2019
Interest Period from	25.06.2019 to 25.07.2019 = 30 days

Swap Counterparty Data

Swap Counterparty Provider Banco Santander
Swap Rating Trigger Breach
Swap Collateral posted 0,00 EUR

Swap Data

Swap Type Cross Currency Swap
Swap Opening Balance 207 203 258,00 NOK 22 400 352,22 EUR
3M Nibor (Notes, Swap) (2 days prior to interest period begin date) 1,4900 %
1M Euribor (Notes, Swap) -0,3980 %
Gross Amount Due to Swap Counterparty 47 292 571,17 NOK
Gross Amount Due from Swap Counterparty 5 071 792,42 EUR
EUR/NOK spot rate N/A

Bilkreditt 7 DAC
Monthly Investor Report

30. Contact Details



Santander Consumer Bank AS

Financial Markets

Anders Bruun-Olsen	+47 21 08 37 70	anders.bruun.olsen@santanderconsumer.no
Priscilla Halverson	+47 21 08 37 72	priscilla.halverson@santanderconsumer.no
Thomas Andrén Johansen	+47 91 82 42 44	thomas.andren.johansen@santanderconsumer.no
Joachim Joveng Rogne	+47 48 23 86 32	joachim.joveng.rogne@santanderconsumer.no
Morten Holme	+47 92 82 38 33	morten.holme@santanderconsumer.no

Risk

Christian Frederik Bull-Berg	+47 41 07 29 52	christian.frederik.bull.berg@santanderconsumer.no
------------------------------	-----------------	---

Reporting Date	27.07.2019
Payment date	25.07.2019
Period No	43
Monthly Period	Jun 2019
Interest Period	from 25.06.2019 to 25.07.2019 = 30 days