

Bil kreditt 7 DAC
Monthly Investor Report

Cover Sheet Monthly Investor Report



Reporting Date	27.02.2019		Following payment dates:		25.03.2019
Payment date	25.02.2019				25.04.2019
Period No	38				
Monthly Period	Jan 2019				
Interest Period	from	25.01.2019	to	25.02.2019	= 31 days
Cut-Off Date	31.01.2019				

Index	Page	
1	Portfolio Information	2
2	Amount Due for Distribution	3
3	Reserve Accounts	4
4	Performance Data	5
5	Outstanding Notes	6
6	Counterparty Ratings, Trigger Levels and Consequences	7
7	Original Principal Balance	8
7	Original PB (Graph)	9
8 a	Outstanding principal Balance	10
8 b	Outstanding PB (Graph)	11
9 a	Geographical Distribution	12
9 b	Geographical (Graph)	13
10 a	Interest Rate	14
10 b	Interest Rate (Graph)	15
11 a	Remaining Terms	16
11 b	Remaining Terms (Graph)	17
12 a	Seasoning	18
12 b	Seasoning (Graph)	19
13 a	Vehicle Type	20
13 b	Vehicle Type (Graph)	21
14 a	Hybrid loans as % of other loans	22
14 b	Hybrid loans as % of other loans (Graph)	23
15 a	Loans per borrower	24
15 b	Loans per borrower (Graph)	25
16 a	Amortization Profile	26
16 b	Amortization Profile (Graph)	27
17 a	Payment Holidays	28
17 b	Payment Holidays (Graph)	29
18 a	Payment Holidays (>31dpd)	30
18 b	Payment Holidays (>31dpd) (Graph)	31
19 a	Dynamic Interest Rate	32
19 b	Dynamic Interest Rate (Graph)	33
20 a	Borrower Type	34
20 b	Borrower Type (Graph)	35
21 a	Vehicle Condition	36
21 b	Vehicle Condition (Graph)	37
22 a	Downpayment	38
22 b	Downpayment (Graph)	39
23 a	Repayment Type	40
23 b	Repayment Type (Graph)	41
24 a	Dynamic Pre-Payments	42
24 b	Dynamic Pre-Payments (Graph)	43
25	Defaults, Recoveries and Losses by Quarter of Default	44
26	Dynamic Delinquency	45
27	Priority of Payments	46
28	Transaction Costs	47
29	Swap Counterparty Data	48
30	Contact Details	49

Bilcreditt 7 DAC
Monthly Investor Report

1. Portfolio Information



Reporting Date	27.02.2019	
Payment date	25.02.2019	
Period No	38	
Monthly Period	Jan 2019	
Interest Period	from 25.01.2019	to 25.02.2019 = 31 days

	Current Period	Previous Period
	Aggregated Outstanding Principal Amount	Aggregated Outstanding Principal Amount
Outstanding receivables		
Opening balance	1 122 239 351,00 NOK	1 179 247 932,00 NOK
Scheduled Loan Principal Repayments	25 962 202,00 NOK	26 057 769,00 NOK
Prepayments	26 848 443,00 NOK	29 939 668,00 NOK
Deemed Collections - Other	0,00 NOK	0,00 NOK
Deemed Collections - CPI Single Premium Cancellations	248 555,00 NOK	217 428,00 NOK
Total Principal Payments Received	53 059 200,00 NOK	56 214 865,00 NOK
	0,00	
New Defaulted Auto Loans in Period	439 925,00 NOK	1 196 120,00 NOK
Total New Defaults	439 925,00 NOK	1 196 120,00 NOK
Capitalised Interest (due to Repayment Holidays)	308 767,00 NOK	402 404,00 NOK
Closing Balance	1 069 048 993,00 NOK	1 122 239 351,00 NOK
Cumulative Capitalised Interest (Amount)		
Open	17 468 270,00 NOK	17 065 866,00 NOK
New	308 767,00 NOK	402 404,00 NOK
Close	17 777 037,00 NOK	17 468 270,00 NOK
Total revenue collections		
Revenue and fees received on loan balances	6 156 282,00 NOK	6 075 662,00 NOK
Recoveries on loans in default	872 300,00 NOK	5 487 308,00 NOK
Total Revenue Received in Period	7 028 582,00 NOK	11 562 970,00 NOK
# Loans		
At beginning of period	10 085 Loans	10 365 Loans
Paid in Full	333 Loans	266 Loans
Repurchased (Deemed Collections)	0 Loans	0 Loans
New loans into default	8 Loans	14 Loans
At end of period	9 744 Loans	10 085 Loans
Weighted Average Loan Return	6,85 %	
Average NIBOR + Weighted Average Loan Threshold	4,20 %	

Bilkreditt 7 DAC
Monthly Investor Report

2. Amount Due for Distribution



Reporting Date	27.02.2019			
Payment date	25.02.2019			
Period No	38			
Monthly Period	Jan 2019			
Interest Period	from 25.01.2019	to	25.02.2019	= 31 days

Available Distribution Amount

	Current Period		Previous Period	
a. Reserve Fund	15 066 000,00 NOK		15 066 000,00 NOK	
b. Collections (Principal, interest, fees, etc)	60 087 782,00 NOK		67 777 835,00 NOK	
c. Swap Counterparty payment to the Issuer	0,00 NOK	5 755 115,07 EUR	0,00 NOK	6 168 232,13 EUR
d. Stamp Duty, Taxes, Liabilities, etc Paid by the Seller to the Issuer	0,00 NOK		0,00 NOK	
e. Default Interest, Indemnities, etc Paid by the Seller to the Issuer	0,00 NOK		0,00 NOK	
f. Other Amounts Paid by the Seller to the Issuer	0,00 NOK		0,00 NOK	
g. Interest/Investment Return Earned and Paid by the Seller or the Collections Account Bank to the Issuer	-1 224,50 NOK		-44 618,27 NOK	
h. Commingling Reserve	0,00 NOK		0,00 NOK	
i. CPI Reserve	0,00 NOK		0,00 NOK	
Total Amount for Distribution (Pre-Enforcement Waterfall)	75 152 557,50 NOK	5 755 115,07 EUR	82 799 216,73 NOK	6 168 232,13 EUR

Bilkreditt 7 DAC
Monthly Investor Report

3. Reserve Accounts



Reporting Date	27.02.2019				
Payment date	25.02.2019				
Period No	38				
Monthly Period	Jan 2019				
Interest Period	from 25.01.2019	to 25.02.2019	=	31 days	

Note Balance

Beginning of Period		1 122 239 351,00	NOK
End of Period		1 069 048 993,00	NOK

Reserve Fund

	in %		
Beginning of Period	0,4 %	5 022 000,00	NOK
Cash Outflow		5 022 000,00	NOK
Cash Inflow		5 022 000,00	NOK
End of Period	0,4 %	5 022 000,00	NOK
Required Reserve Amount	0,4 %	5 022 000,00	NOK

Liquidity Balance

Beginning of Period	0,9 %	10 044 000,00	NOK
Cash Outflow		10 044 000,00	NOK
Cash Inflow		10 044 000,00	NOK
End of Period	0,9 %	10 044 000,00	NOK
Required Reserve Amount	0,9 %	10 044 000,00	NOK

Supplementary Liquidity Ledger

Beginning of Period		0,00	NOK
Cash Outflow		0,00	NOK
Cash Inflow		0,00	NOK
End of Period		0,00	NOK
Required Reserve Amount		0,00	NOK

Commingling Reserve

Beginning of Period		70 648 522,35	NOK
Cash Outflow		70 648 522,35	NOK
Drawings from Commingling Reserve		0,00	NOK
Cash Inflow		0,00	NOK
End of Period		0,00	NOK
Required Commingling Reserve Fund		0,00	NOK

CPI Reserve

Beginning of Period		0,00	NOK
Cash Outflow (to Servicer)		0,00	NOK
Drawings		0,00	NOK
Cash Inflow (from Servicer)		0,00	NOK
End of Period		0,00	NOK
Required CPI Reserve Fund		0,00	NOK

Set-off from Deposits

No borrowers whose loans were sold to Bilkreditt 6 held deposits with Santander Consumer Bank AS. The risk of set-off from deposits is therefore zero.

Bilkreditt 7 DAC
Monthly Investor Report

4. Performance Data



Reporting Date	27.02.2019	
Payment date	25.02.2019	
Period No	38	
Monthly Period	Jan 2019	
Interest Period	from 25.01.2019 to 25.02.2019 =	31 days

Note Balance

Beginning of Period	1 122 239 351,00	NOK
End of Period	1 069 048 993,00	NOK

Portfolio Performance:

Performing Receivables:

	NOK	%	# loans
Current	1 002 428 148,00	93,77 %	9 181
1-29 days past due	50 485 496,00	4,72 %	419
		0,00 %	

Delinquent Receivables:

30-59 days past due	8 343 676,00	0,78 %	71
60-89 days past due	3 365 268,00	0,31 %	32
90-119 days past due	1 553 427,00	0,15 %	13
120-149 days past due	2 038 148,00	0,19 %	15
150-179 days past due	834 830,00	0,08 %	13
Total Performing and Delinquent	1 069 048 993,00	100,00 %	9 744

Current Period Defaults	439 925,00	8
Cumulative Defaults	63 660 241,00	526
Current Period Recoveries	872 300,00	
Cumulative Recoveries	30 534 715,00	

Bilkreditt 7 DAC
Monthly Investor Report

5. Outstanding Notes



Reporting Date	27.02.2019		
Payment date	25.02.2019		
Period No	38		
Monthly Period	Jan 2019		
Interest Period	from	25.01.2019	to 25.02.2019 = 31 days

1. Note Balance

	All Notes	Class A	Class B	Class B	Class C	Class C
General Note Information						
ISIN Code		XS1318344386	XS1318345946		N/A	
Currency		EUR	NOK		NOK	
Initial Tranching	100 %	87,49 %	7,51 %		5,00 %	
Legal Final Maturity Date		25.03.2030	25.03.2030		25.03.2030	
Rating (S&P/Moody's)		AAA(sf)/Aaa(sf)	AAA(sf)/Aa1(sf)		Unrated	
Initial Notes Aggregate Principal Outstanding Balance	5 286 286 000,00 NOK	500 000 000,00 EUR	396 250 000,00 NOK	750 000,00 NOK	264 000 000,00 NOK	286 000,00 NOK
Initial Nominal per Note		100 000,00 EUR	1 250 000,00 NOK	1 000,00 NOK	1 000 000,00 NOK	1 000,00 NOK
Initial Number of Notes per Class		5000	317	750	264	286
Current Note Information						
Class Principal Outstanding Opening Balance		49 832 794,70 EUR	396 250 000,00 NOK	750 000,00 NOK	264 000 000,00 NOK	286 000,00 NOK
Available Distribution Amount	75 152 557,50 NOK					
Amortisation	53 190 358,00 NOK					
Redemption per Class		5 750 308,97 EUR	0,00 NOK	- NOK	0,00 NOK	0,00 NOK
Redemption per Note		1 150,06 EUR	0,00 NOK	- NOK	0,00 NOK	0,00 NOK
Class Principal Outstanding Closing Balance	1 069 048 993,00 NOK	44 082 485,73 EUR	396 250 000,00 NOK	750 000,00 NOK	264 000 000,00 NOK	286 000,00 NOK
Current Tranching		38,14 %	37,07 %	0,07 %	24,69 %	0,03 %
Current Pool Factor		0,09	1,00	1,00	1,00	1,00

2. Payments to Investors per Note

	All Notes	Class A	Class B	Class B	Class C	
Interest rate Basis: 1-M EURIBOR / Spread	-0,3680 %					
Interest Rate Basis: 3-M NIBOR / Spread	1,2000 %	0,4800 %	1,0000 %		1,1000 %	
Day Count Convention		(ACT/360)	(ACT/360)		(ACT/360)	
Interest Days	31					
Principal Outstanding per Note Beginning of Period		9 966,56 EUR	1 250 000,00 NOK	1 000,00 NOK	1 000 000,00 NOK	1 000,00 NOK
>Principal Repayment per note		1 150,06 EUR	0,00 NOK	- NOK	0,00 NOK	0,00 NOK
Principal Outstanding per Note End of Period		8 816,50 EUR	1 250 000,00 NOK	1 000,00 NOK	1 000 000,00 NOK	1 000,00 NOK
>Interest accrued for the period		0,96 EUR	2 185,07 NOK	1,75 NOK	1 834,17 NOK	1,83 NOK
Interest Payment	1 223 179,39 NOK	4 806,10 EUR	692 666,96 NOK	1 311,04 NOK	484 220,43 NOK	524,57 NOK
Interest Payment per Note		0,96 EUR	2 185,07 NOK	1,75 NOK	1 834,17 NOK	1,83 NOK

3. Credit Enhancements

Initial total CE (Subordination, Reserve)		13,46 %	5,95 %		0,95 %	
Current CE (incl. Excess Spread)		67,17 %	30,03 %		5,31 %	
Current CE (excl. Excess Spread)		63,27 %	26,13 %		1,41 %	

We hereby confirm that the Seller confirms its ongoing retention of a net economic interest of at least 5% in accordance with Article 405 of the CRR and Article 51 of the

On 21 December, 2015, the Norwegian Ministry of Finance adopted transitional rules to the new Norwegian financial companies act which entered into force on 1 January, 2016. The transitional rules correspond to the proposal from the Norwegian FSA and state that securitisations which closed in accordance with the existing Norwegian financial institutions act, and have notes remaining outstanding, may progress as agreed between the parties.

**Bilkreditt 7 DAC
Monthly Investor Report**

6. Counterparty Ratings, Trigger Levels and Consequences



Reporting Date 27.02.2019
 Payment date 25.02.2019
 Period No 38
 Monthly Period Jan 2019
 Interest Period: 25.01.2019 to 25.02.2019 = 31 days

Transaction Role	Counterparty	Rating Triggers								Trigger breached	Summary of Contractual Requirements if Rating Trigger Breach	
		Short Term				Long Term						
		S&P		Moody's		S&P		Moody's				
Criteria	Current	Criteria	Current	Criteria	Current	Criteria	Current					
Issuer	Bilkreditt 6 Limited		No rating		No rating		No rating		No rating	N/A		
Seller	Santander Consumer Bank AS		No rating		P-2		No rating		A3	N/A		
Servicer	Santander Consumer Bank AS		No rating		P-2		No rating		A3	N/A		
Servicer's Owner	Banco Santander	Downgrade 1	A-1 Credit watch negative	A-1	P-1 Review for possible Downgrade	P-1	A Credit watch negative	A	A2 Review for possible Downgrade	A2	N	The Servicing Agreement will provide that, if a Servicer's Owner Downgrade 1 occurs and for so long as it is continuing, (i) the Servicer shall (or, if the Seller is not the Servicer, the Seller shall), within 10 Business Days, procure that the Subordinated Loan Provider makes available to the Issuer an advance by way of deposit to the Commingling Reserve Account in an amount equal to the Commingling Reserve Required Amount; and (ii) the Servicer will, within 10 Business Days, instruct the Collections Account Bank to transfer to the Transaction Account within one Oslo Banking Day after receipt (or, in the case of exceptional circumstances causing an operational delay in the transfer, within three Oslo Banking Days after receipt) any and all Collections received from time to time in the Seller Collections Account. As at the date of this Prospectus, the Servicer's Owner's short-term and long-term unsecured, unsubordinated and unguaranteed indebtedness is rated P-2 and Baa1 respectively by Moody's and A-2 and BBB- respectively by S&P; therefore, a Servicer's Owner Downgrade 1 has occurred. As a consequence, on or before the Note Issuance Date, the Commingling Reserve Account will be funded through the proceeds of an advance made by the Subordinated Loan Provider to the Issuer in an amount equal to the Commingling Reserve Required Amount. If the Servicer's Owner Downgrade 1 is cured, the amount standing to the Commingling Reserve Account will be released.
		Downgrade 2	N/A	A-1	N/A	P-1	BBB- Credit Watch Negative	A	Baa2 Review for possible Downgrade	A2	N	The Servicing Agreement shall provide that, if (a) a Servicer's Owner Downgrade 2 exists and is continuing or (b) there is a change of control of the Servicer or the Subordinated Loan Provider (in each case, so long as it is Santander Consumer Bank AS), then the Servicer (or, if the Seller is not the Servicer, the Seller), shall, at its own cost, either: (i) within 14 calendar days, obtain from a third party with the Required Ratings a guarantee of the Seller's obligations under the Auto Portfolio Purchase Agreement to pay to the Issuer a Deemed Collection in the amount of any unpaid portion of the Principal Amount of any Purchased Auto Loan corresponding to CPI Policy premium where the related CPI Policy has been cancelled (each a "CPI Deemed Collection"); or (ii) procure that, within 14 calendar days, the Servicer will establish and maintain the CPI Ledger on the Transaction Account to hold an amount as determined by the Servicer or Seller, which shall be made available by the Subordinated Loan Provider. Such amount shall be equal to the aggregate of all CPI Deemed Collections that would have been payable by the Seller in the event that, as at the immediately preceding Cut-Off Date, the CPI Policies relating to all outstanding Purchased Auto Loans had been cancelled.
		Downgrade 3	N/A	A-1	N/A	P-1	BB+ Credit watch Negative	A	Baa3 Review for possible Downgrade	A2	N	The Issuer will, or will require the Servicer to, will instruct the Debtors to make payments on Purchased Auto Loans to a specified account of the Issuer (the "Issuer Collections Account") at the Collections Account Bank. On a daily basis, the Servicer will arrange for the transfer of the amounts on deposit in the Issuer Collections Account to the Transaction Account. Must identify a Back up Servicer
Issuer Cross Currency Swap Provider	Banco Santander	Moody's First Rating Trigger Collateral.	N/A	N/A		P-1	N/A	N/A	BBB	A2	N	Post collateral within 30 calendar days and/or obtain a guarantee or a replacement or take such other action as confirmed by Moody's within 30 calendar days
		Moody's Second Rating Trigger Replacement.	N/A	N/A		P-1	N/A	N/A		A2	N	
Issuer Cross Currency Swap Provider	Banco Santander	Initial S&P Required Rating	A-2	A-1	N/A	N/A	A-	A	N/A	N/A	N	Post collateral within 10 bd
		Subsequent S&P Required Rating	N/A	A-1	N/A	N/A	BBB	A	N/A	N/A	N	Post collateral within 10 business days. Within 60 days transfer all of its rights and obligations with respect to this Agreement to an S&P Eligible Replacement or procure, subject to confirmation by S&P, an S&P Eligible Replacement to become a co-obligor or guarantor or take such other action as confirmed by S&P as will result in Class A Notes rating being maintained.
Transaction Account Bank	Bank of New York Mellon		A-2	A-1	P-2	P-1	A-	A	A3	A1	N	If at any time a Ratings Downgrade has occurred with respect to the Transaction Account Bank, the Issuer will be required, within thirty (30) calendar days after the Ratings Downgrade, to transfer any amounts credited to the Issuer Secured Accounts, at no cost to the Issuer, to an alternative bank with at least the Required Ratings. The alternative bank will need to (i) enter into a Transaction Account Agreement prior to the transfer and (ii) accede to the Security Trust Deed.
Paving Agent and related roles	Bank of New York Mellon		A-1			P-1		A		A1	N/A	
Corporate Service Provider	Bank of New York Mellon		A-1			P-1		A		A1	N/A	
Note Trustee and Security Trustee	Bank of New York Mellon		A-1			P-1		A		A1	N/A	
Collections Bank	SEB AB		A-2	A-1	P-2	P-1	A-	A+	A3	Aa2	N	If at any time a Ratings Downgrade has occurred, then the Issuer shall (with the prior written consent of the Note Trustee) use reasonable endeavours to procure that, within 30 calendar days, the Issuer Collections Account and all of the funds standing to the credit of the Issuer Collections Account are transferred to another bank or banks who meet the Required Ratings (which bank shall be notified in writing by the Issuer to the Collections Account Bank and approved in writing by the Note Trustee); the appointment of the Collections Account Bank shall terminate on the date on which the appointment of the new transaction account bank becomes effective.

**Bilkreditt 7 DAC
Monthly Investor Report**

7.a Original Portfolio Principal Balance



Reporting Date	27.02.2019
Payment date	25.02.2019
Period No	38
Monthly Period	Jan 2019
Interest Period	from 25.01.2019 to 25.02.2019 = 31 days

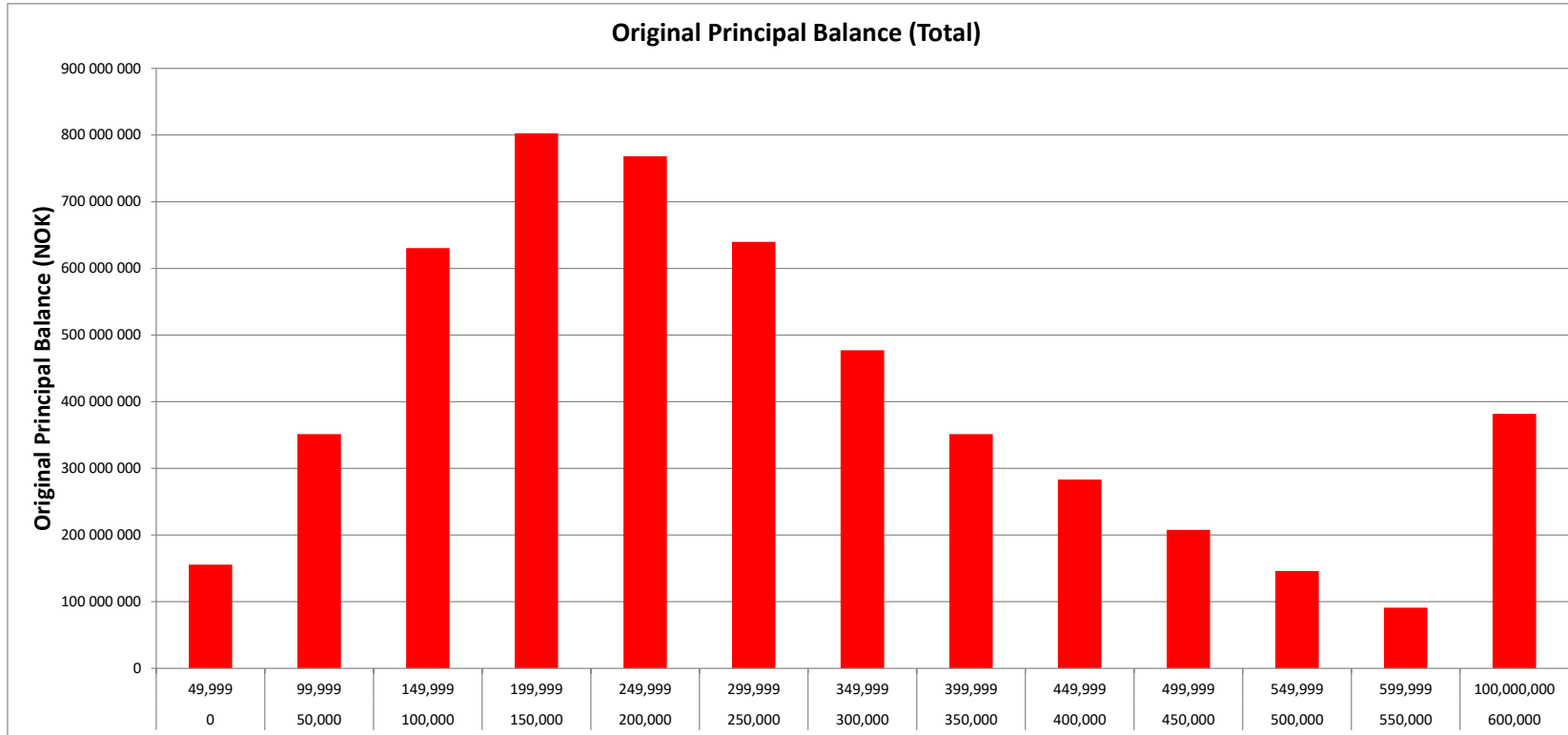
Average amount - all: 202 469

		TOTAL								
Original balance		Min	Max	No	Original balance	% of outstanding balance	% of loans	WA mounths to maturity	WA seasoning	
		0		49 999	2 085	155 602 799	2,94 %	7,99 %	13,8	3,8
		50 000		99 999	4 461	351 322 040	6,65 %	17,09 %	50,2	9,3
		100 000		149 999	4 936	630 375 313	11,92 %	18,91 %	62,1	9,1
		150 000		199 999	4 545	802 595 416	15,18 %	17,41 %	69,7	8,9
		200 000		249 999	3 386	768 128 216	14,53 %	12,97 %	75,3	8,9
		250 000		299 999	2 314	639 861 283	12,10 %	8,86 %	78,6	8,6
		300 000		349 999	1 457	477 227 569	9,03 %	5,58 %	81,6	8,8
		350 000		399 999	930	351 414 854	6,65 %	3,56 %	84,0	8,4
		400 000		449 999	662	283 278 835	5,36 %	2,54 %	85,1	8,8
		450 000		499 999	435	207 636 033	3,93 %	1,67 %	87,8	7,9
		500 000		549 999	277	145 859 759	2,76 %	1,06 %	88,9	8,5
		550 000		599 999	157	91 116 547	1,72 %	0,60 %	89,4	8,4
		600 000	100 000 000		464	381 854 970	7,22 %	1,78 %	88,9	8,6
					26 109	5 286 273 634	100 %	100 %	73,6	8,6

Bilkreditt 7 DAC
Monthly Investor Report

7.b Original Principal Balance Graph

Reporting Date	27.02.2019	
Payment date	25.02.2019	
Period No	38	
Monthly Period	Jan 2019	
Interest Period	from 25.01.2019	to 25.02.2019 = 31 days



Bilkreditt 7 DAC
Monthly Investor Report

8.a Outstanding Principal Balance



Reporting Date	27.02.2019	
Payment date	25.02.2019	
Period No	38	
Monthly Period	Jan 2019	
Interest Period	from 25.01.2019	to 25.02.2019 = 31 days

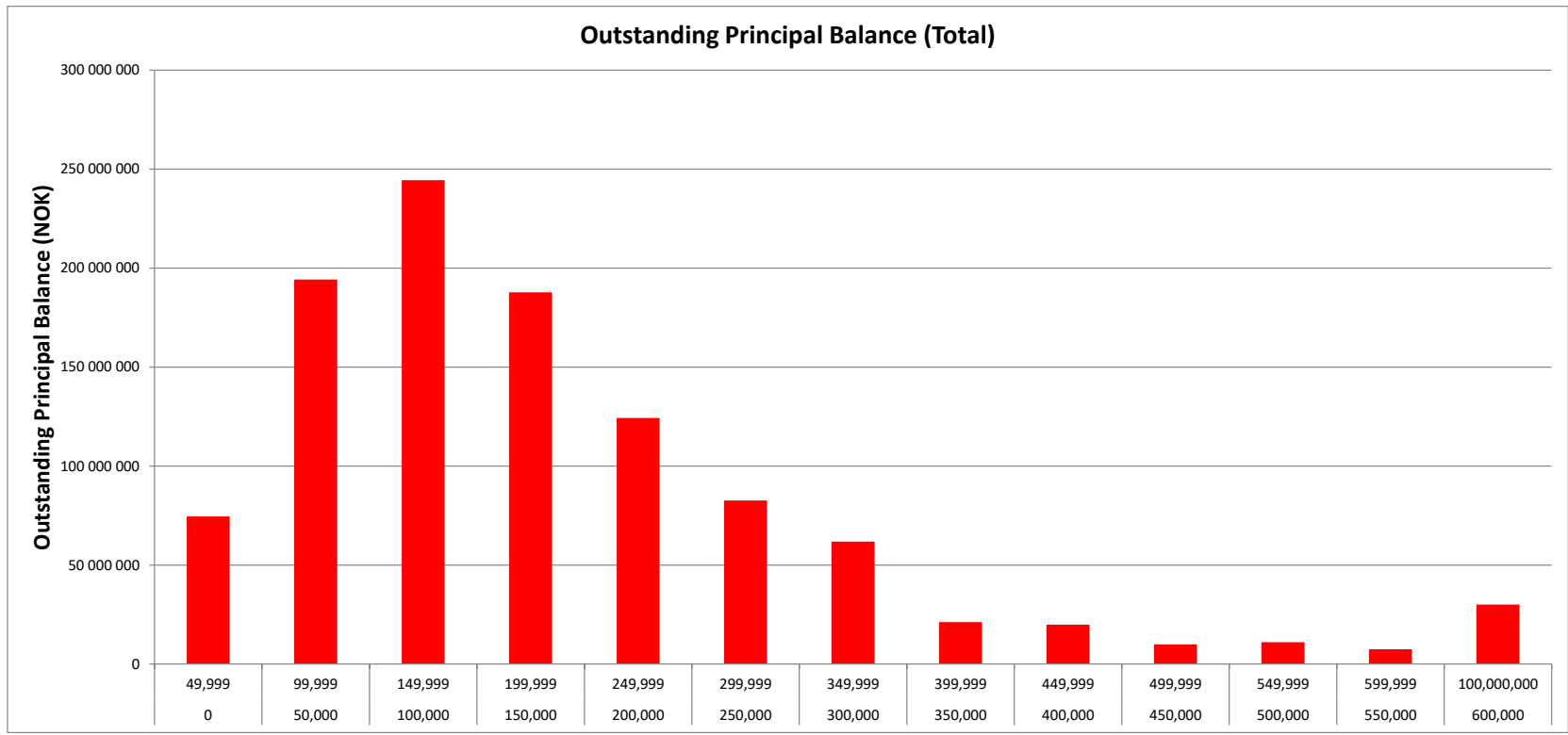
Average amount - all: 109 702

TOTAL								
	Min	Max	No	Outstanding balance	% of Outstanding balance	% of loans	WA months to maturity	WA seasoning
Outstanding balance	0	49 999	2 816	74 549 708	6,97 %	28,90 %	18,8	47,3
	50 000	99 999	2 601	194 232 191	18,17 %	26,69 %	33,8	46,8
	100 000	149 999	1 983	244 406 293	22,86 %	20,35 %	43,9	46,8
	150 000	199 999	1 095	187 724 697	17,56 %	11,24 %	51,6	46,3
	200 000	249 999	559	124 310 199	11,63 %	5,74 %	57,5	46,2
	250 000	299 999	302	82 564 613	7,72 %	3,10 %	60,8	45,9
	300 000	349 999	191	61 842 305	5,78 %	1,96 %	67,0	45,7
	350 000	399 999	57	21 160 888	1,98 %	0,58 %	69,3	46,9
	400 000	449 999	47	19 848 814	1,86 %	0,48 %	69,2	46,5
	450 000	499 999	21	9 875 906	0,92 %	0,22 %	72,5	46,9
	500 000	549 999	21	11 027 643	1,03 %	0,22 %	68,4	45,7
	550 000	599 999	13	7 478 891	0,70 %	0,13 %	74,1	46,2
	600 000	100 000 000	39	30 026 846	2,81 %	0,40 %	71,7	46,6
Total			9 745	1 069 048 994	100 %	100 %	48,4	46,5

Bilkreditt 7 DAC
Monthly Investor Report

8.b Outstanding Principal Balance Graph

Reporting Date	27.02.2019	
Payment date	25.02.2019	
Period No	38	
Monthly Period	Jan 2019	
Interest Period	from 25.01.2019	to 25.02.2019 = 31 days



Bilkreditt 7 DAC
Monthly Investor Report

9.a Geographical Distribution



Reporting Date	27.02.2019	
Payment date	25.02.2019	
Period No	38	
Monthly Period	Jan 2019	
Interest Period	from 25.01.2019	to 25.02.2019 = 31 days

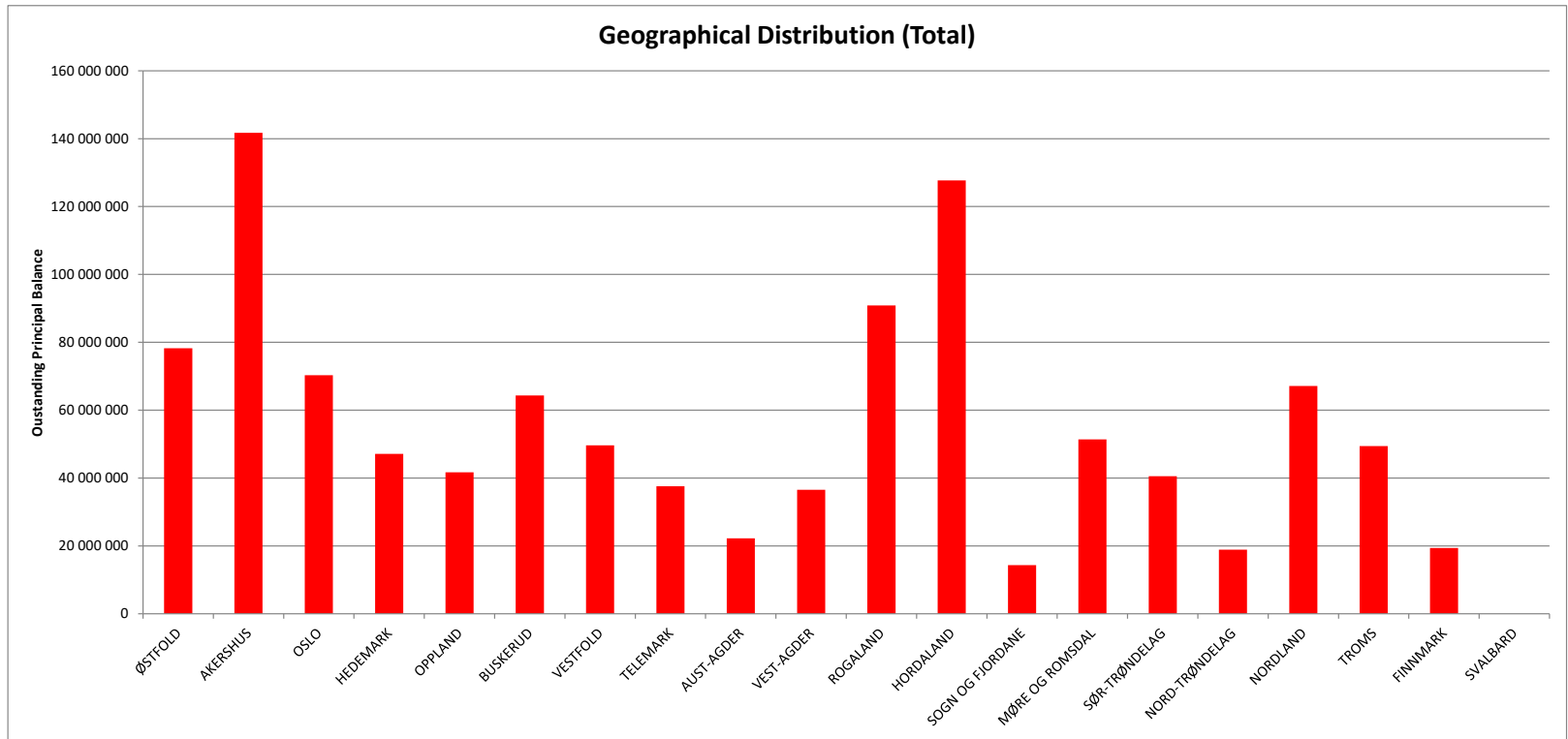
TOTAL									
District code	No	Outstanding balance	% of Outstanding balance	% of Loans	District	WA months to maturity	WA seasoning		
0100	775	78 275 196	7,32 %	7,95 %	ØSTFOLD	46,7	46,1		
0200	1 305	141 708 178	13,26 %	13,39 %	AKERSHUS	45,8	46,9		
0300	588	70 283 845	6,57 %	6,03 %	OSLO	47,4	46,2		
0400	485	47 129 283	4,41 %	4,98 %	HEDEMARK	45,8	46,4		
0500	413	41 711 822	3,90 %	4,24 %	OPPLAND	45,2	47,0		
0600	626	64 344 418	6,02 %	6,42 %	BUSKERUD	45,1	46,3		
0700	508	49 612 103	4,64 %	5,21 %	VESTFOLD	47,0	46,6		
0800	374	37 591 065	3,52 %	3,84 %	TELEMARK	46,8	46,8		
0900	215	22 253 556	2,08 %	2,21 %	AUST-AGDER	47,9	46,1		
1000	348	36 524 286	3,42 %	3,57 %	VEST-AGDER	48,6	46,9		
1100	804	90 874 501	8,50 %	8,25 %	ROGALAND	50,9	46,7		
1200	1 136	127 710 488	11,95 %	11,66 %	HORDALAND	49,4	46,6		
1400	113	14 344 525	1,34 %	1,16 %	SOGN OG FJORDANE	48,6	46,9		
1500	441	51 407 066	4,81 %	4,53 %	MØRE OG ROMSDAL	49,9	46,4		
1600	355	40 518 501	3,79 %	3,64 %	SØR-TRØNDELAG	48,5	46,9		
1700	180	18 880 988	1,77 %	1,85 %	NORD-TRØNDELAG	47,0	45,7		
1800	557	67 097 348	6,28 %	5,72 %	NORDLAND	53,4	46,4		
1900	374	49 412 893	4,62 %	3,84 %	TROMS	54,4	46,0		
2000	148	19 368 932	1,81 %	1,52 %	FINNMARK	53,5	46,4		
2100	0	0	0,00 %	0,00 %	SVALBARD	0,0	0,0		
Total:	9 745	1 069 048 994	100 %	100 %		48,4	46,5		

Geographic distribution

Bilkreditt 7 DAC
Monthly Investor Report

9.b Geographical Distribution Graph

Reporting Date	27.02.2019	
Payment date	25.02.2019	
Period No	38	
Monthly Period	Jan 2019	
Interest Period	from	25.01.2019 to 25.02.2019 = 31 days



Bilkreditt 7 DAC
Monthly Investor Report

10.a Interest Rate



Reporting Date	27.02.2019	
Payment date	25.02.2019	
Period No	38	
Monthly Period	Jan 2019	
Interest Period	from 25.01.2019	to 25.02.2019 = 31 days

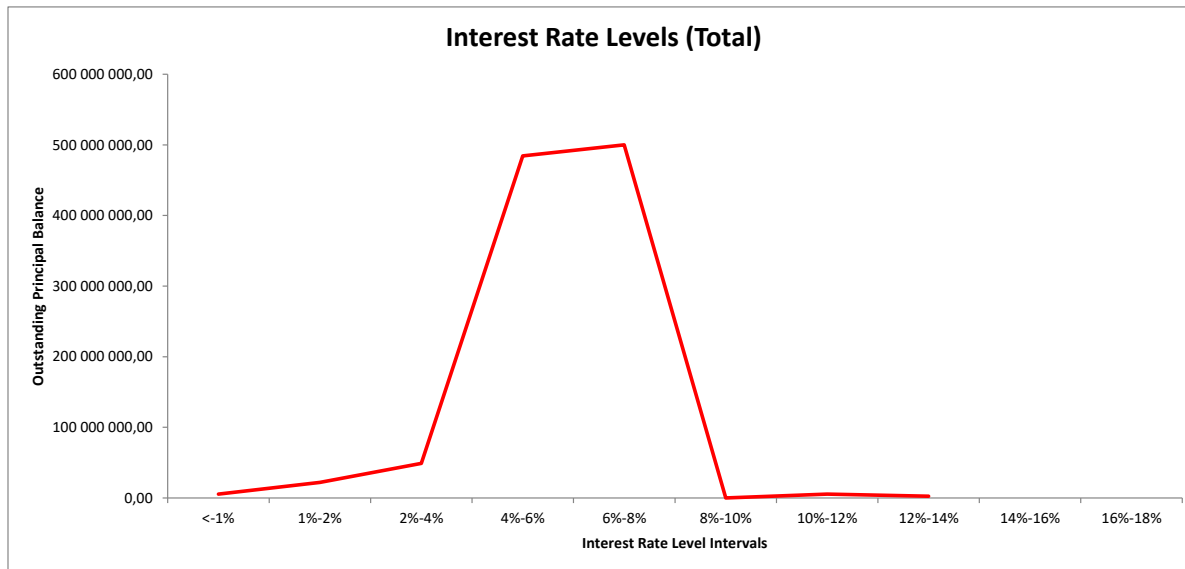
TOTAL						
Min (>=)	Max (<)	No	Outstanding balance	% of Outstanding balance	WA months to maturity	WA seasoning
<		81	5 593 632	0,52 %	35,1	44,5
1 %		247	22 065 634	2,06 %	41,6	45,3
2 %		367	48 945 803	4,58 %	49,1	45,1
4 %		3914	484 298 075	45,30 %	50,6	45,9
6 %		4861	500 029 191	46,77 %	46,8	47,3
8 %		1	34 137	0,00 %	18,0	43,0
10 %		195	5 522 877	0,52 %	31,2	46,3
12 %		79	2 559 645	0,24 %	34,7	47,9
14 %						
16 %						
18 %						
Total		9 745	1 069 048 994	100 %	48,4	46,6

**Bilkreditt 7 DAC
Monthly Investor Report**

10.b Interest Rate



Reporting Date	27.02.2019	
Payment date	25.02.2019	
Period No	38	
Monthly Period	Jan 2019	
Interest Period	from	25.01.2019 to 25.02.2019 = 31 days

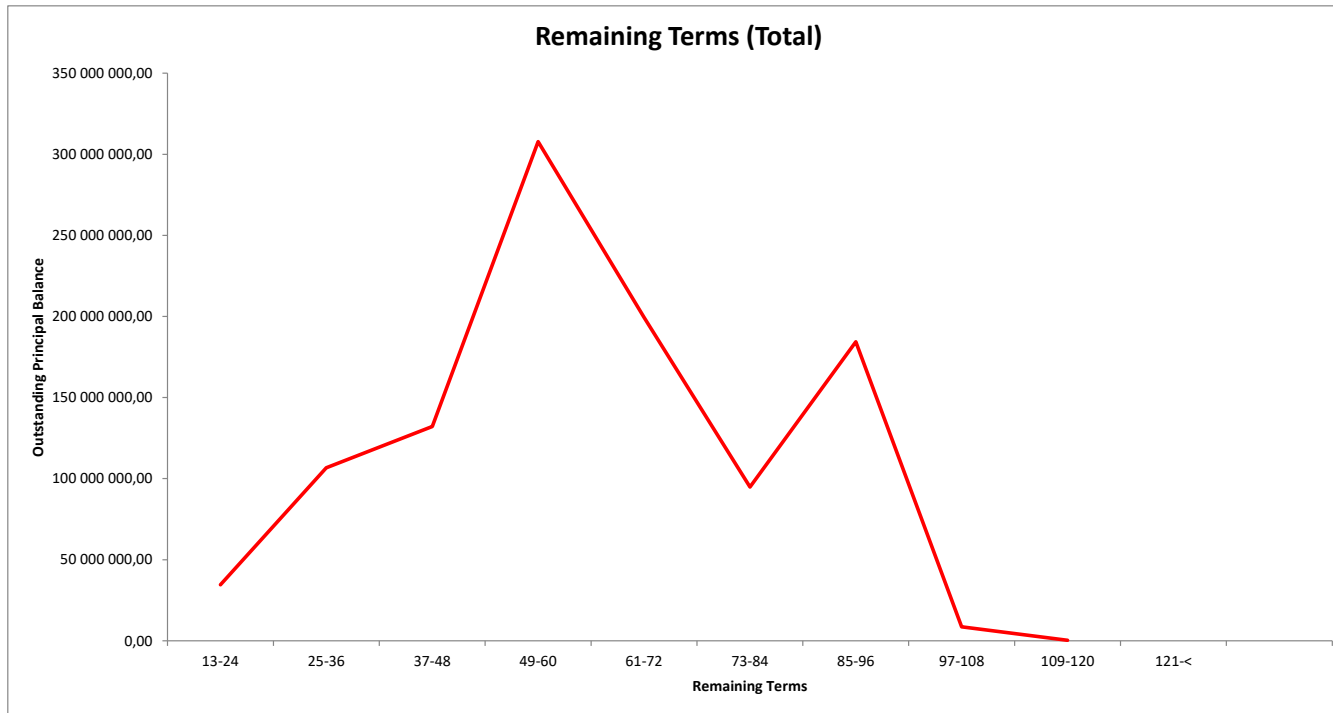


Bilkreditt 7 DAC
Monthly Investor Report

11.b Remaining Terms



Reporting Date	27.02.2019					
Payment date	25.02.2019					
Period No	38					
Monthly Period	Jan 2019					
Interest Period	from	25.01.2019	to	25.02.2019	=	31 days



**Bilkreditt 7 DAC
Monthly Investor Report**

12.a Seasoning



Reporting Date	27.02.2019	
Payment date	25.02.2019	
Period No	38	
Monthly Period	Jan 2019	
Interest Period	from 25.01.2019	to 25.02.2019 = 31 days

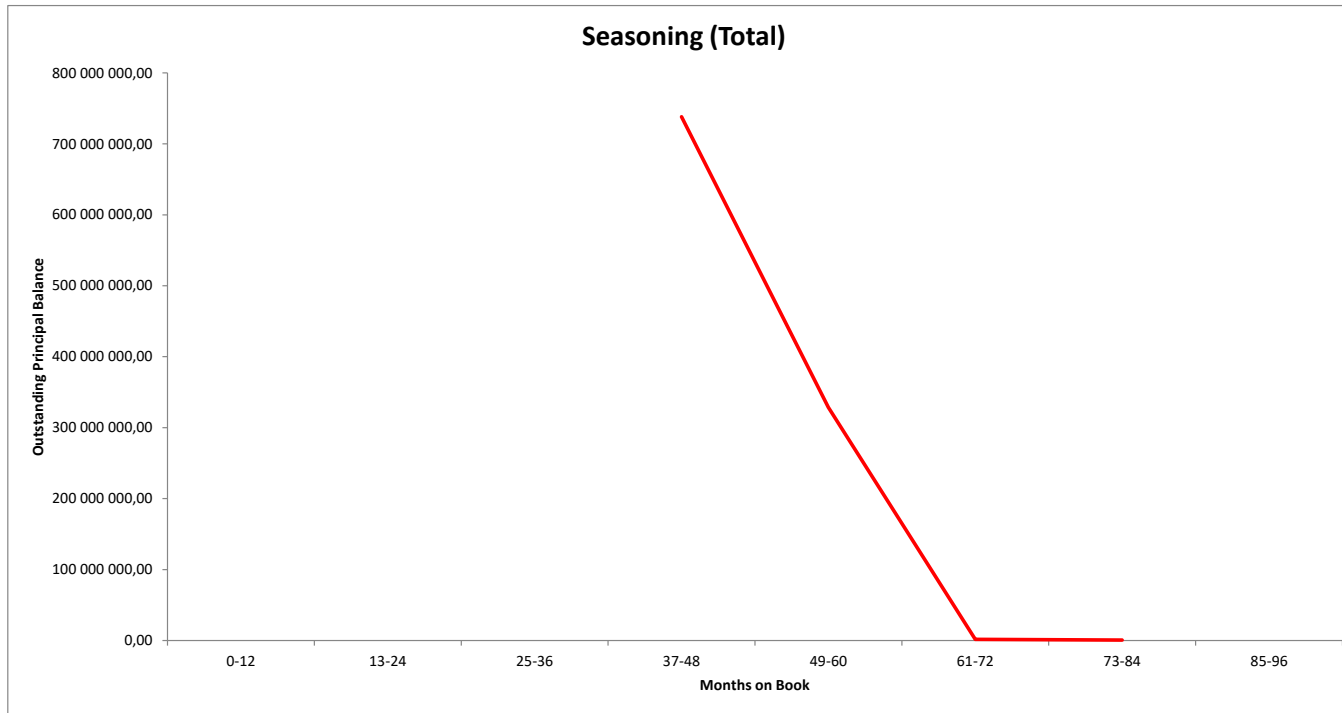
TOTAL								
Months on book	Min	Max	No	Outstanding balance	% of Outstanding balance	WA months to maturity	WA seasoning	
	0		12					
	13		24					
	25		36					
	37		48	6 375	738 160 040	69,05 %	50,0	44,2
	49		60	3 353	328 567 458	30,73 %	44,6	51,6
	61		72	16	1 670 360	0,16 %	48	63
	73		84	1	651 136	0	81	74
	85		96					
	Total		10 085		1 122 239 351	100,00 %	48,9	45,5

Bilkreditt 7 DAC
Monthly Investor Report

12.b Seasoning



Reporting Date	27.02.2019	
Payment date	25.02.2019	
Period No	38	
Monthly Period	Jan 2019	
Interest Period	from	25.01.2019 to 25.02.2019 = 31 days



Bilkreditt 7 DAC
Monthly Investor Report

13.a Vehicle type



Reporting Date	27.02.2019	
Payment date	25.02.2019	
Period No	38	
Monthly Period	Jan 2019	
Interest Period	from 25.01.2019	to 25.02.2019 = 31 days

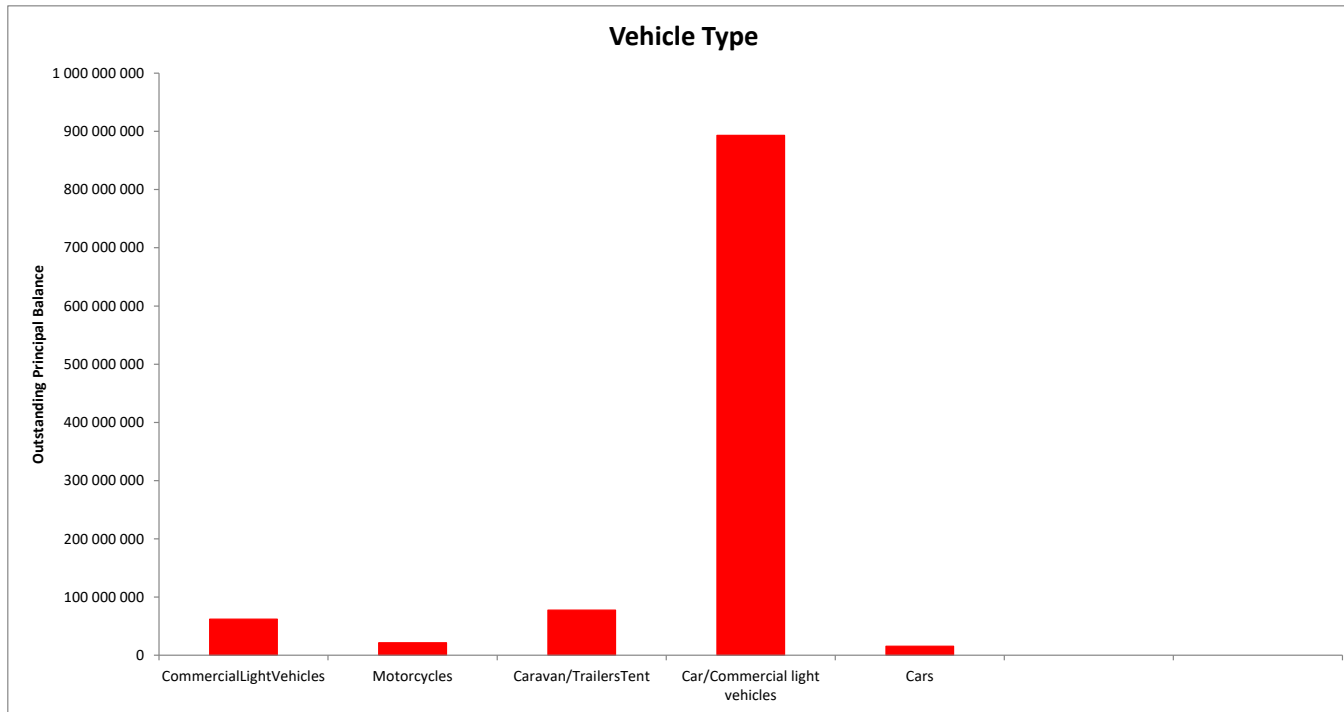
TOTAL						
Vehicle type	Min	No	Outstanding balance	% of Outstanding balance	WA months to maturity	WA seasoning
	CommercialLightVehicles	699	61 828 468	5,78 %	36,5	47,0
	Motorcycles	305	21 413 726	2,00 %	45,3	46,0
	Caravan/TrailersTent	519	77 352 168	7,24 %	62,6	46,2
	Car/Commercial light vehicles	8 091	893 068 457	83,54 %	48,0	46,6
	Cars	131	15 386 175	1,44 %	50,9	44,8
	Total	9 745	1 069 048 994	100 %	48,4	46,5

**Bilkreditt 7 DAC
Monthly Investor Report**

13.b Vehicle type



Reporting Date	27.02.2019					
Payment date	25.02.2019					
Period No	38					
Monthly Period	Jan 2019					
Interest Period	from	25.01.2019	to	25.02.2019	=	31 days



Bilkreditt 7 DAC
Monthly Investor Report

14.a Hybrid loans



Reporting Date	27.02.2019				
Payment date	25.02.2019				
Period No	38				
Monthly Period	Jan 2019				
Interest Period	from	25.01.2019	to	25.02.2019	= 31 days

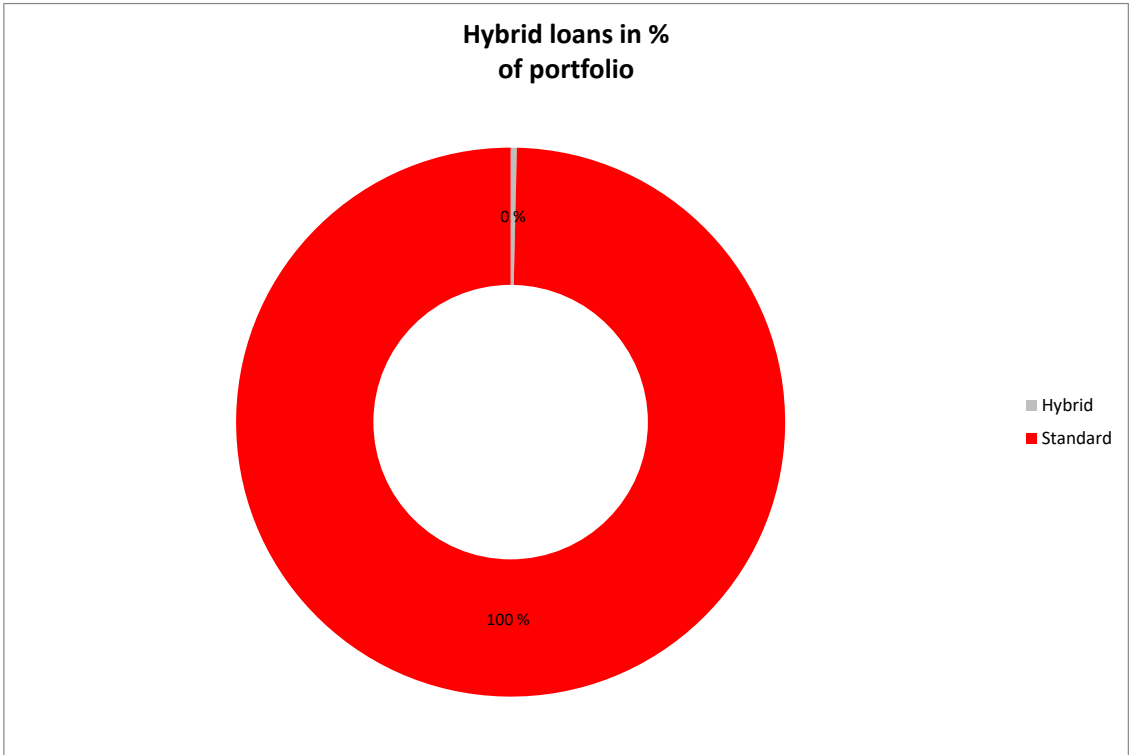
Hybrid loans in % of portfolio	TOTAL					
	Min	No	Outstanding balance	% of Outstanding Balance	WA months to maturity	WA seasoning
Hybrid		19	3 890 258	0,36 %	4,5	47,6
Standard		9 726	1 065 158 736	99,64 %	48,5	46,5
Total		9 745	1 069 048 994	100 %	48,4	46,5

**Bilkreditt 7 DAC
Monthly Investor Report**

14.b Hybrid loans



Reporting Date	27.02.2019				
Payment date	25.02.2019				
Period No	38				
Monthly Period	Jan 2019				
Interest Period	from	25.01.2019	to	25.02.2019	= 31 days

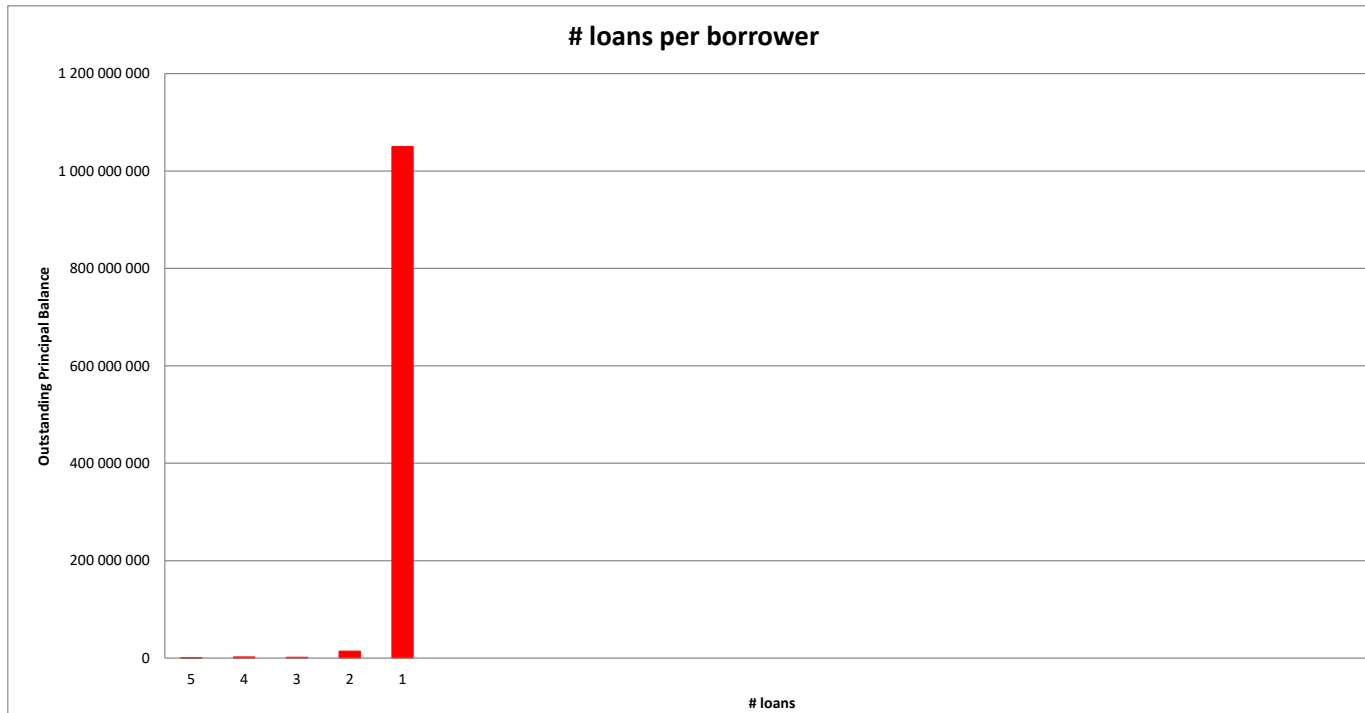


Bilkreditt 7 DAC
Monthly Investor Report

15.b # loans per borrower



Reporting Date	27.02.2019					
Payment date	25.02.2019					
Period No	38					
Monthly Period	Jan 2019					
Interest Period	from	25.01.2019	to	25.02.2019	=	31 days



**Bilkreditt 7 DAC
Monthly Investor Report**

16.a Amortization Profile



Reporting Date	27.02.2019	
Payment date	25.02.2019	
Period No	38	
Monthly Period	Jan 2019	
Interest Period	from 25.01.2019	to 25.02.2019 = 31 days

Period	TOTAL						
	Opening balance	Closing balance	Amortization	Interest	Yield	Percentage	
1	1 069 048 994	1 042 084 837	26 964 157	5 070 907	5,69 %	97,48 %	
2	1 042 084 837	1 013 020 028	29 064 809	4 940 555	5,69 %	94,76 %	
3	1 013 020 028	984 915 542	28 104 486	4 806 495	5,69 %	92,13 %	
4	984 915 542	957 129 783	27 785 759	4 673 837	5,69 %	89,53 %	
5	957 129 783	929 164 787	27 964 995	4 540 366	5,69 %	86,92 %	
6	929 164 787	900 240 009	28 924 778	4 403 977	5,69 %	84,21 %	
7	900 240 009	872 914 307	27 325 702	4 271 793	5,69 %	81,65 %	
8	872 914 307	846 028 309	26 885 998	4 140 918	5,69 %	79,14 %	
9	846 028 309	819 667 847	26 360 461	4 013 135	5,69 %	76,67 %	
10	819 667 847	793 746 883	25 920 964	3 887 542	5,69 %	74,25 %	
11	793 746 883	767 915 620	25 831 254	3 762 595	5,69 %	71,83 %	
12	767 915 620	742 892 063	25 023 557	3 641 147	5,69 %	69,49 %	
13	742 892 063	718 294 666	24 597 397	3 521 955	5,69 %	67,19 %	
14	718 294 666	694 290 622	24 004 044	3 404 631	5,69 %	64,94 %	
15	694 290 622	670 811 540	23 479 082	3 290 164	5,69 %	62,75 %	
16	670 811 540	647 990 697	22 820 835	3 178 254	5,69 %	60,61 %	
17	647 990 697	625 817 620	22 173 077	3 069 496	5,68 %	58,54 %	
18	625 817 620	604 316 401	21 501 212	2 963 651	5,68 %	56,53 %	
19	604 316 401	583 534 271	20 782 130	2 860 816	5,68 %	54,58 %	
20	583 534 271	563 553 074	19 981 197	2 761 553	5,68 %	52,72 %	

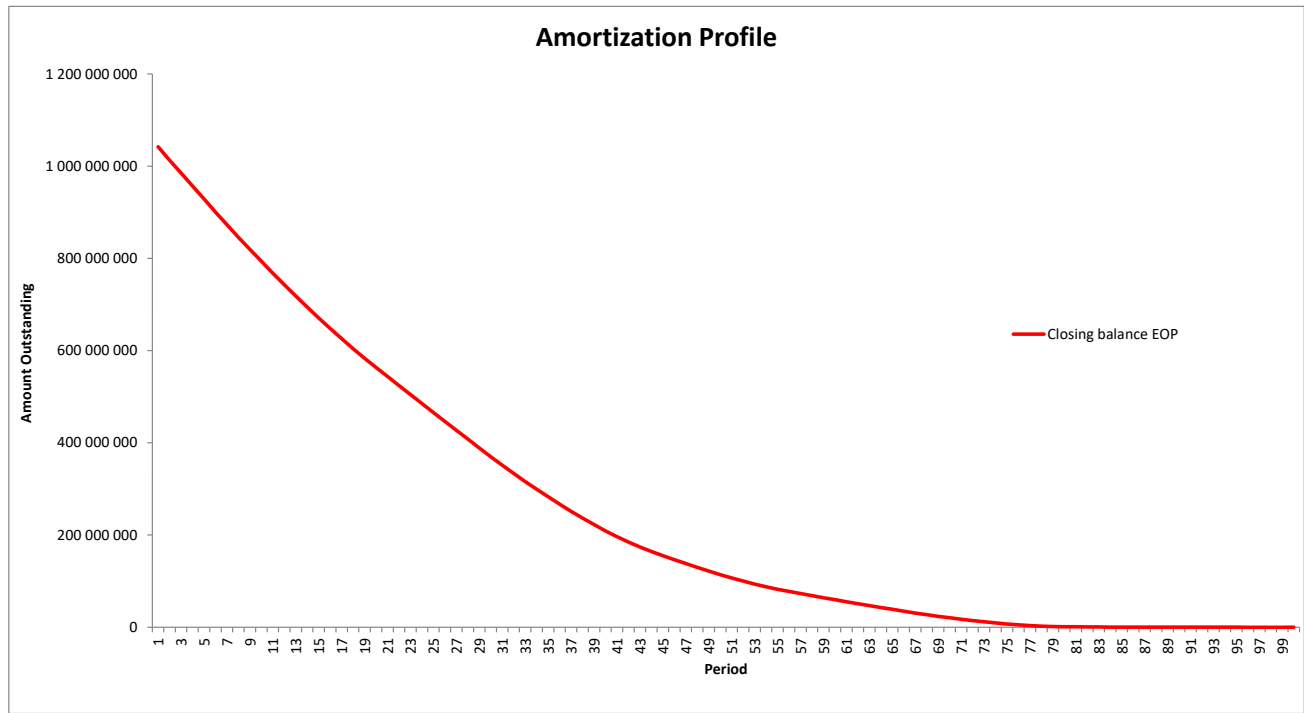
Amortization profile (first 20 periods)

**Bilkreditt 7 DAC
Monthly Investor Report**

16.b Amortization Profile



Reporting Date	27.02.2019				
Payment date	25.02.2019				
Period No	38				
Monthly Period	Jan 2019				
Interest Period	from	25.01.2019	to	25.02.2019	= 31 days



Bilkreditt 7 DAC
Monthly Investor Report

17.a Payment Holidays



Reporting Date	27.02.2019	
Payment date	25.02.2019	
Period No	38	
Monthly Period	Jan 2019	
Interest Period	from 25.01.2019	to 25.02.2019 = 31 days

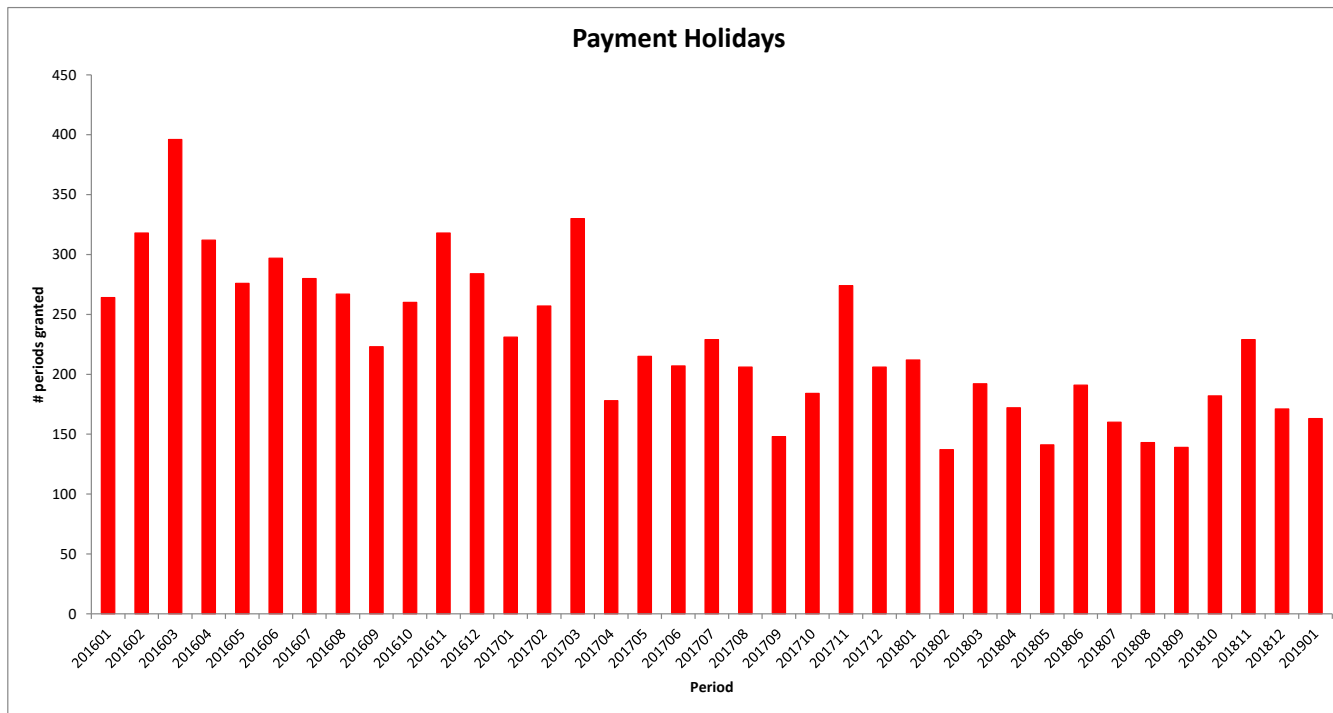
	TOTAL			
	Period	No	Number of periods granted	Sum of payments
Payment Holiday	201511	328	477	1 712 786
	201512	298	394	1 305 500
	201601	264	414	1 423 622
	201602	318	491	1 717 155
	201603	396	556	1 890 889
	201604	312	477	1 726 093
	201605	276	422	1 588 733
	201606	297	471	2 139 636
	201607	280	412	2 563 543
	201608	267	397	1 502 597
	201609	223	341	1 217 896
	201610	260	409	1 552 839
	201611	318	440	1 647 466
	201612	284	369	1 355 786
	201701	231	362	1 327 752
	201702	257	382	1 456 233
	201703	330	467	1 680 875
	201704	178	284	1 007 356
	201705	215	344	1 450 459
	201706	207	354	1 448 400
	201707	229	320	1 266 895
	201708	206	314	1 120 890
	201709	148	229	912 620
	201710	184	314	1 163 586
	201711	274	401	1 513 835
	201712	206	264	1 056 646
	201801	212	317	1 096 591
	201802	137	196	729 413
	201803	192	278	969 917
	201804	172	262	967 177
	201805	141	213	805 638
	201806	191	314	1 223 056
	201807	160	248	943 631
	201808	143	220	825 126
	201809	139	218	834 449
	201810	182	319	1 169 746
	201811	229	345	1 254 851
	201812	171	247	796 736
201901	163	248	906 245	
Total	9 018	13 530	51 272 662	

Bilkreditt 7 DAC
Monthly Investor Report

17.b Payment Holidays



Reporting Date	27.02.2019				
Payment date	25.02.2019				
Period No	38				
Monthly Period	Jan 2019				
Interest Period	from	25.01.2019	to	25.02.2019	= 31 days



Bilkreditt 7 DAC
Monthly Investor Report

18.a Payment Holidays >31dpd



Reporting Date	27.02.2019	
Payment date	25.02.2019	
Period No	38	
Monthly Period	Jan 2019	
Interest Period	from 25.01.2019	to 25.02.2019 = 31 days

TOTAL			
Period	No	Number of periods granted	Sum of payments
201511	0	0	0
201512	0	0	0
201601	1	1	1 929
201602	0	0	0
201603	0	0	0
201604	0	0	0
201605	0	0	0
201606	0	0	0
201607	0	0	0
201608	0	0	0
201609	0	0	0
201610	0	0	0
201611	0	0	0
201612	0	0	0
201701	0	0	0
201702	0	0	0
201703	0	0	0
201704	1	1	1 776
201705	0	0	0
201706	0	0	0
201707	0	0	0
201708	0	0	0
201709	0	0	0
201710	0	0	0
201711	1	1	3 097
201712	0	0	0
201801	0	0	0
201802	0	0	0
201803	0	0	0
201804	0	0	0
201805	0	0	0
201806	0	0	0
201807	0	0	0
201808	0	0	0
201809	1	1	3 456
201810	0	0	0
201811	0	0	0
201812	0	0	0
Total	4	4	10 258

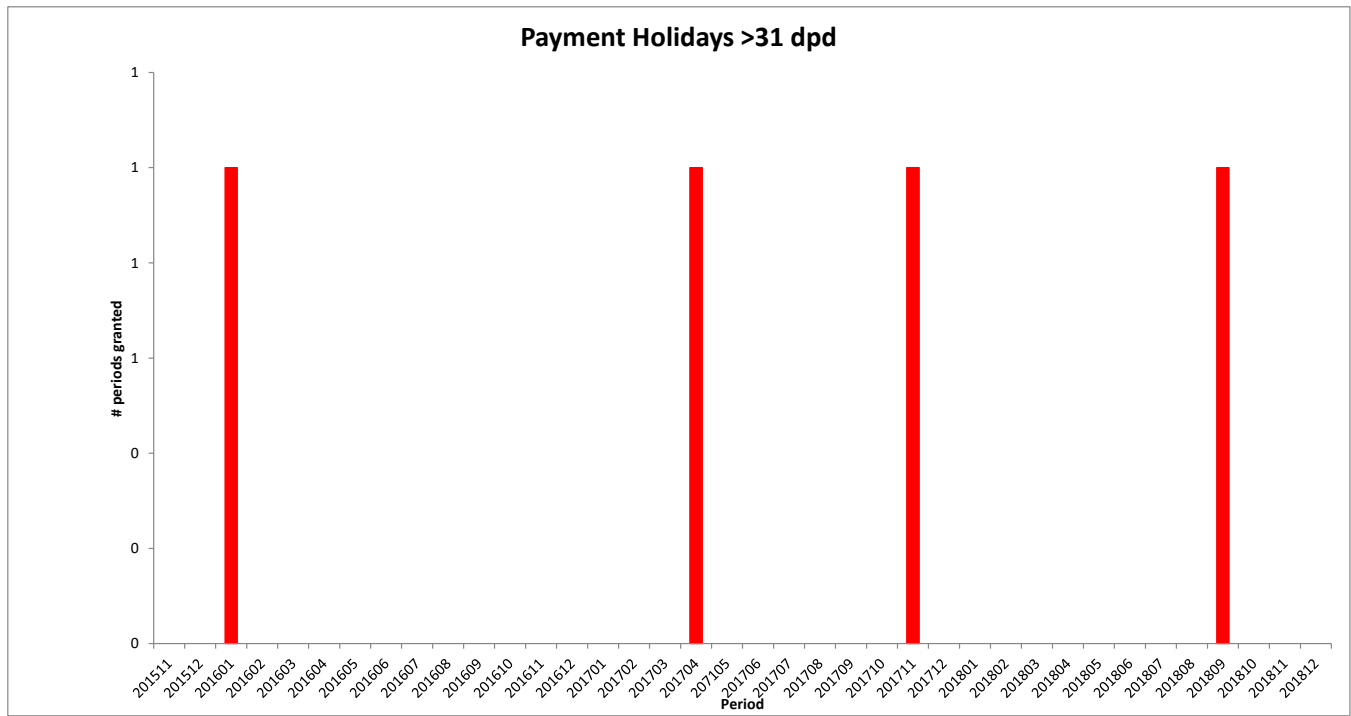
Payment Holiday

Bilkreditt 7 DAC
Monthly Investor Report

18.b Payment Holidays >31dpd



Reporting Date	27.02.2019				
Payment date	25.02.2019				
Period No	38				
Monthly Period	Jan 2019				
Interest Period	from	25.01.2019	to	25.02.2019	= 31 days



Bil kreditt 7 DAC
Monthly Investor Report

19.a Dynamic Interest rate



Reporting Date	27.02.2019
Payment date	25.02.2019
Period No	38
Monthly Period	Jan 2019
Interest Period	from 25.01.2019 to 25.02.2019 = 31 days

TOTAL		
Period	Closing balance	WA Interest rate
201512	4 961 729 485	5,15 %
201601	4 824 877 226	5,15 %
201602	4 677 232 996	5,14 %
201603	4 524 706 931	5,14 %
201604	4 367 347 791	5,14 %
201605	4 218 125 879	5,14 %
201606	4 051 770 340	5,14 %
201607	3 914 038 749	5,14 %
201608	3 768 451 252	5,14 %
201609	3 628 974 674	5,14 %
201610	3 500 830 886	5,13 %
201611	3 367 793 358	5,13 %
201612	3 252 814 674	5,13 %
201701	3 140 559 658	5,14 %
201702	3 027 367 407	5,13 %
201703	2 907 719 819	5,13 %
201704	2 807 839 654	5,13 %
201705	2 694 469 911	5,13 %
201706	2 575 492 819	5,13 %
201707	2 461 447 678	5,13 %
201708	2 355 663 434	5,29 %
201709	2 261 086 429	5,29 %
201710	2 158 188 957	5,29 %
201711	2 066 184 627	5,29 %
201712	1 994 371 631	5,82 %
201801	1 917 048 682	5,29 %
201802	1 839 037 050	5,29 %
201803	1 763 332 181	5,30 %
201804	1 688 809 450	5,30 %
201805	1 603 458 965	5,30 %
201806	1 514 136 816	5,30 %
201807	1 440 953 936	5,52 %
201808	1 376 072 177	5,52 %
201809	1 312 833 463	5,52 %
201810	1 241 300 183	5,53 %
201811	1 179 247 932	5,53 %
201812	1 122 239 351	5,79 %
201901	1 069 048 994	5,80 %

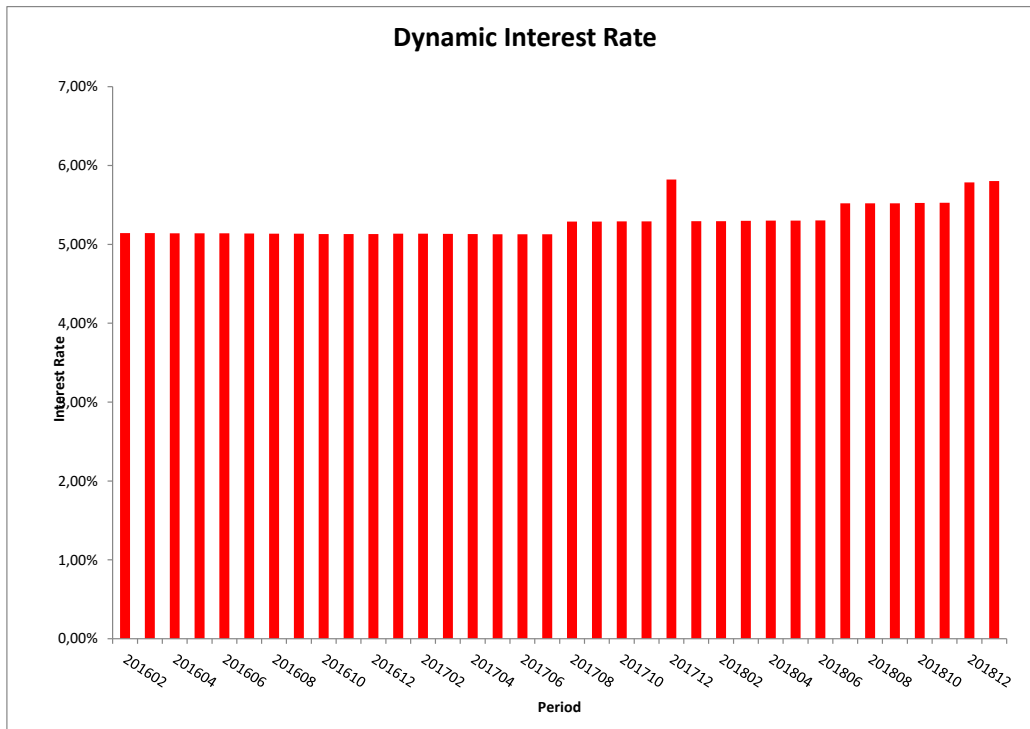
Interest rate evolution

Bilkreditt 7 DAC
Monthly Investor Report

19.b Dynamic Interest Rate



Reporting Date	27.02.2019		
Payment date	25.02.2019		
Period No	38		
Monthly Period	Jan 2019		
Interest Period	from	25.01.2019	to 25.02.2019 = 31 days



Bilkreditt 7 DAC
Monthly Investor Report

20.a Borrower Type



Reporting Date	27.02.2019		
Payment date	25.02.2019		
Period No	38		
Monthly Period	Jan 2019		
Interest Period	from	25.01.2019	to 25.02.2019 = 31 days

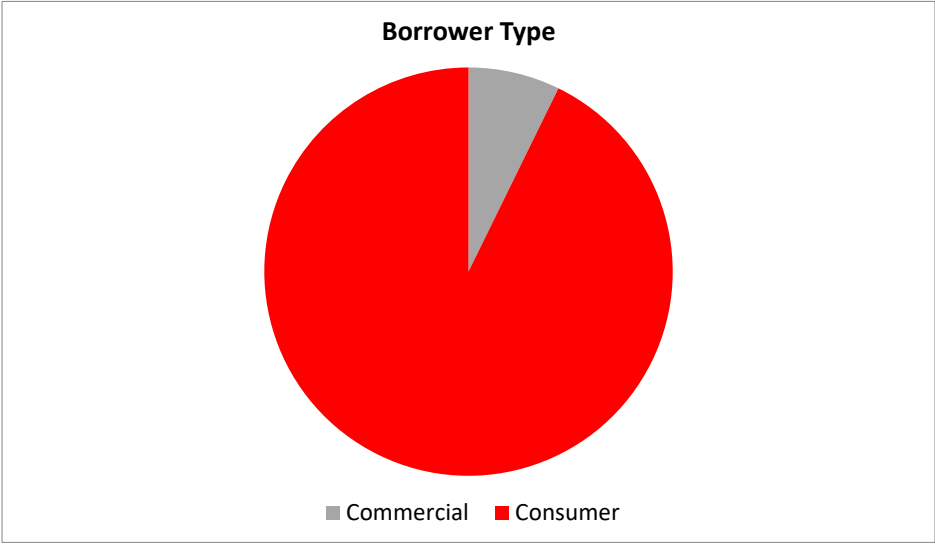
Borrower Type	TOTAL					
	Borrower type	No	Outstanding balance	%	WA months to maturity	WA seasoning
	Commercial	702	77 620 636	7,26 %	34,8	46,3
	Consumer	9 043	991 428 358	92,74 %	49,4	46,5
	Total	9 745	1 069 048 994	100 %	48,36	46,52

Bilkreditt 7 DAC
Monthly Investor Report

20.b Borrower Type



Reporting Date	27.02.2019	
Payment date	25.02.2019	
Period No	38	
Monthly Period	Jan 2019	
Interest Period	from 25.01.2019	to 25.02.2019 = 31 days



Bilkreditt 7 DAC
Monthly Investor Report

21.a Vehicle Condition



Reporting Date	27.02.2019
Payment date	25.02.2019
Period No	38
Monthly Period	Jan 2019
Interest Period	from 25.01.2019 to 25.02.2019 = 31 days

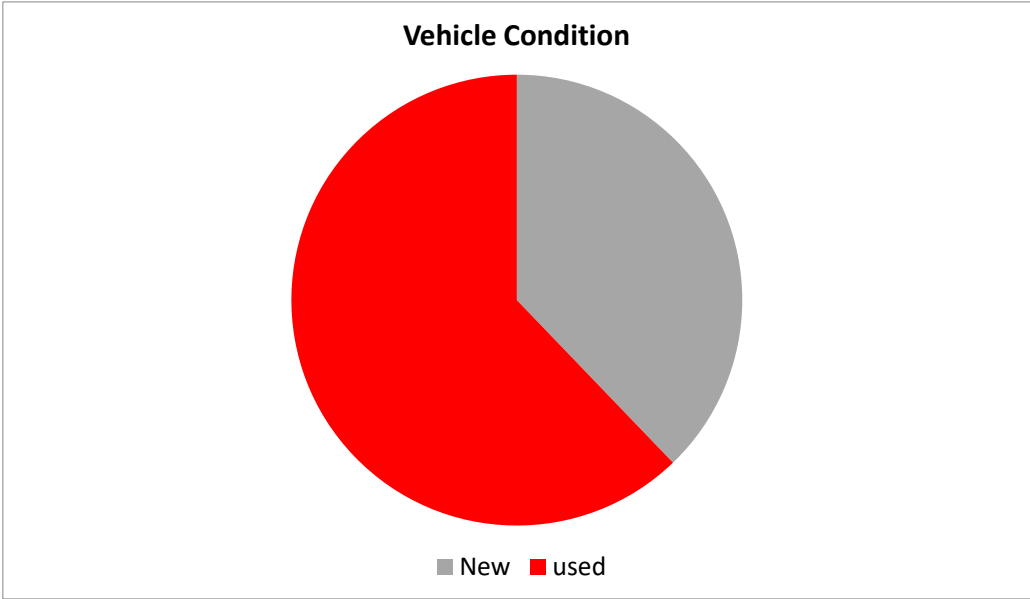
Vehicle condition	TOTAL					
	Vehicle condition	No	Outstanding balance	%	WA months to maturity	WA seasoning
	New	2 978	404 300 995	37,82 %	50,7	46,4
	used	6 767	664 747 999	62,18 %	46,9	46,6
		9 745	1 069 048 994	100 %	48,4	46,5

Bilkreditt 7 DAC
Monthly Investor Report

21.b Vehicle Condition



Reporting Date	27.02.2019		
Payment date	25.02.2019		
Period No	38		
Monthly Period	Jan 2019		
Interest Period	from	25.01.2019	to 25.02.2019 = 31 days



**Bilkreditt 7 DAC
Monthly Investor Report**

22.a Downpayment



Reporting Date	27.02.2019	
Payment date	25.02.2019	
Period No	38	
Monthly Period	Jan 2019	
Interest Period	from	25.01.2019 to 25.02.2019 = 31 days

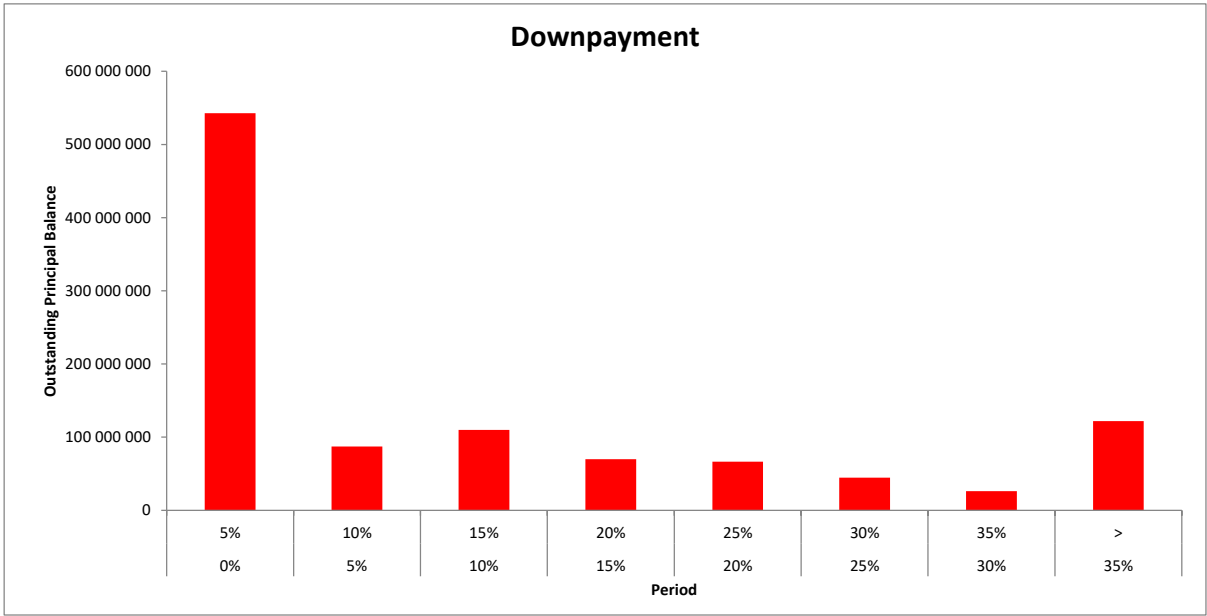
TOTAL							
Downpayment %	Min (>=)	Max (<)	No	Outstanding balance	%	WA months to maturity	WA seasoning
	0 %	5 %	4 572	542 638 808	50,76 %	48,7	46,5
	5 %	10 %	642	87 208 469	8,16 %	49,6	46,7
	10 %	15 %	897	109 932 002	10,28 %	51,7	46,9
	15 %	20 %	596	69 894 511	6,54 %	49,1	46,5
	20 %	25 %	633	66 469 733	6,22 %	48,5	46,1
	25 %	30 %	437	44 594 865	4,17 %	50,2	46,4
	30 %	35 %	299	26 324 038	2,46 %	45,8	46,7
	35 %	>	1 669	121 986 568	11,41 %	42,2	46,1
Total		9 745	1 069 048 994	100 %	48,4	46,5	

Bilkreditt 7 DAC
Monthly Investor Report

22.b Downpayment



Reporting Date	27.02.2019		
Payment date	25.02.2019		
Period No	38		
Monthly Period	Jan 2019		
Interest Period	from	25.01.2019	to 25.02.2019 = 31 days



**Bilkreditt 7 DAC
Monthly Investor Report**

23.a Repayment Type



Reporting Date	27.02.2019
Payment date	25.02.2019
Period No	38
Monthly Period	Jan 2019
Interest Period	from 25.01.2019 to 25.02.2019 = 31 days

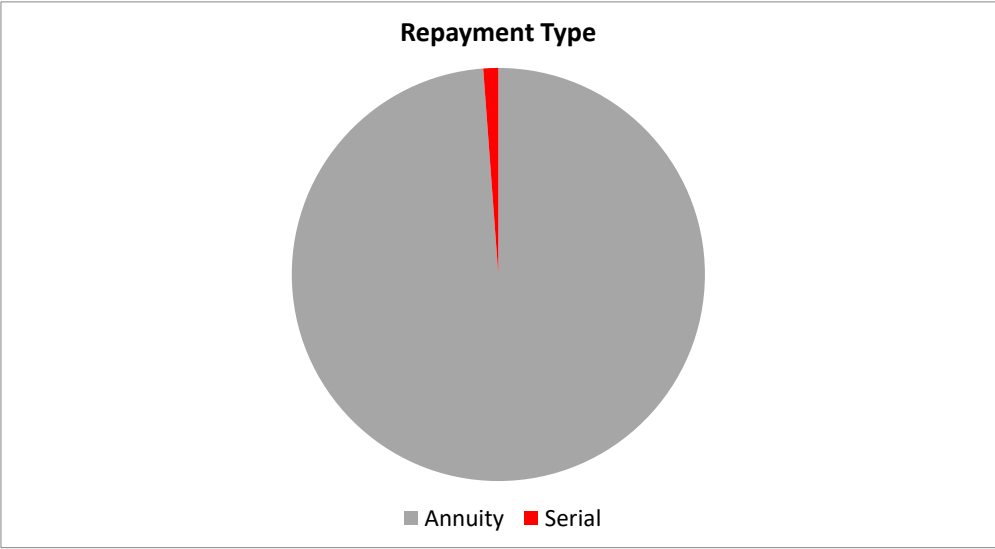
Repayment Type	TOTAL					
	Repayment Type	No	Outstanding balance	%	WA months to maturity	WA seasoning
	Annuity	9 651	1 056 557 336	98,83 %	48,5	46,5
	Serial	94	12 491 658	1,17 %	32,7	47,3
		9 745	1 069 048 994	100 %	48,4	46,5

Bilkreditt 7 DAC
Monthly Investor Report

23.b Repayment Type



Reporting Date	27.02.2019
Payment date	25.02.2019
Period No	38
Monthly Period	Jan 2019
Interest Period	from 25.01.2019 to 25.02.2019 = 31 days



Bilkreditt 7 DAC
Monthly Investor Report

24.a Dynamic Pre-Payments



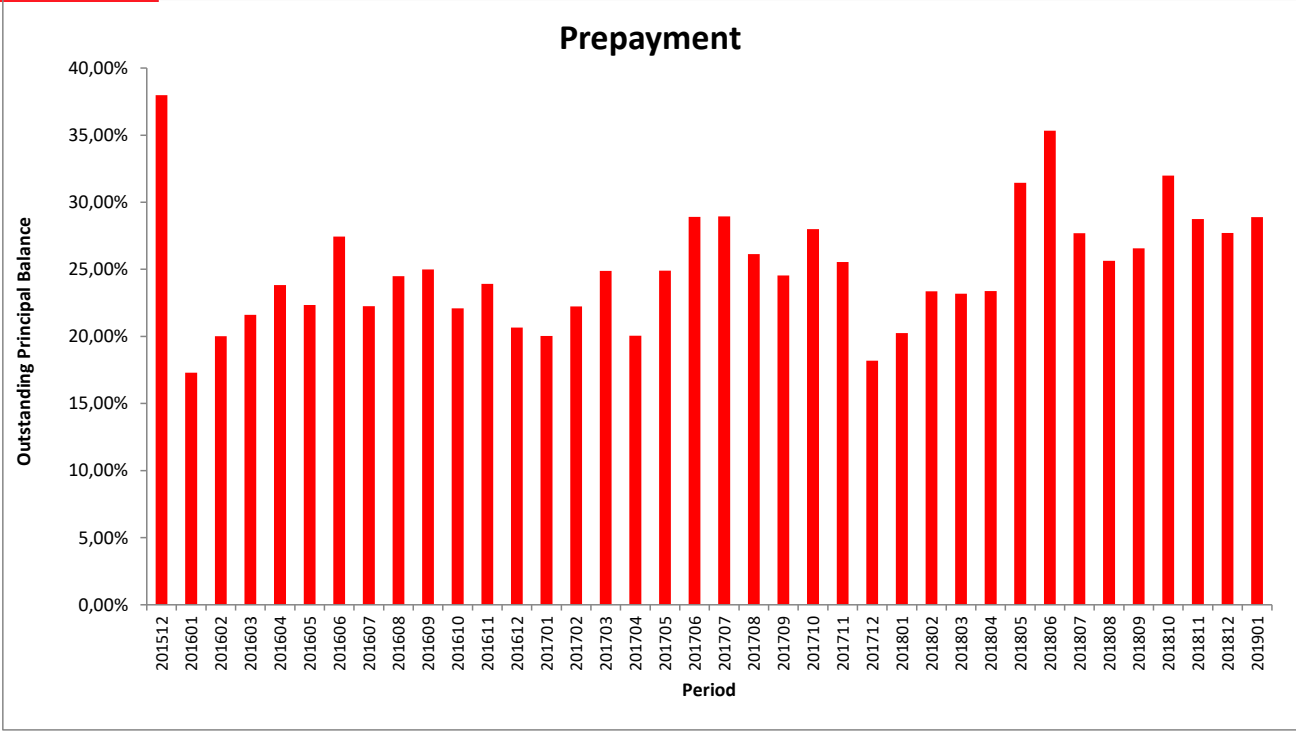
Reporting Date	27.02.2019
Payment date	25.02.2019
Period No	38
Monthly Period	Jan 2019
Interest Period from	25.01.2019 to 25.02.2019 = 31 days

TOTAL				
Period	Sum of Pre-Payments	Closing Balance	CPR Annual	
201512	193 588 505	4 961 729 485	38,0 %	
201601	75 756 641	4 824 877 226	17,3 %	
201602	86 265 020	4 677 232 996	20,0 %	
201603	90 894 870	4 524 706 931	21,6 %	
201604	97 939 137	4 367 347 791	23,8 %	
201605	87 937 117	4 218 125 879	22,3 %	
201606	106 882 573	4 051 770 340	27,4 %	
201607	81 270 623	3 914 038 749	22,3 %	
201608	87 192 672	3 768 451 252	24,5 %	
201609	85 904 012	3 628 974 674	25,0 %	
201610	72 070 991	3 500 830 886	22,1 %	
201611	75 820 194	3 367 793 358	23,9 %	
201612	62 146 842	3 252 814 674	20,7 %	
201701	57 980 182	3 140 559 658	20,0 %	
201702	62 780 503	3 027 367 407	22,2 %	
201703	68 499 092	2 907 719 819	24,9 %	
201704	51 889 013	2 807 839 654	20,1 %	
201705	63 552 919	2 694 469 911	24,9 %	
201706	72 215 970	2 575 492 819	28,9 %	
201707	69 083 294	2 461 447 678	28,9 %	
201708	58 709 478	2 355 663 434	26,1 %	
201709	52 458 623	2 261 086 429	24,5 %	
201710	58 254 835	2 158 188 957	28,0 %	
201711	50 183 025	2 066 184 627	25,6 %	
201712	33 097 743	1 994 371 631	18,2 %	
201801	35 822 427	1 917 048 682	20,3 %	
201802	40 323 915	1 839 037 050	23,4 %	
201803	38 345 727	1 763 332 181	23,2 %	
201804	37 076 394	1 688 809 450	23,4 %	
201805	49 654 383	1 603 458 965	31,4 %	
201806	54 021 570	1 514 136 816	35,3 %	
201807	38 409 381	1 440 953 936	27,7 %	
201808	33 548 432	1 376 072 177	25,6 %	
201809	33 343 303	1 312 833 463	26,6 %	
201810	39 233 092	1 241 300 183	32,0 %	
201811	32 847 038	1 179 247 932	28,8 %	
201812	29 939 668	1 122 239 351	27,7 %	
201901	29 939 668	1 069 048 993	28,9 %	

**Bilkreditt 7 DAC
Monthly Investor Report**

24.b Dynamic Pre-Payments

Reporting Date	27.02.2019	
Payment date	25.02.2019	
Period No	38	
Monthly Period	Jan 2019	
Interest Period	from	25.01.2019 to 25.02.2019 = 31 days



**Bilkredit 7 DAC
Monthly Investor Report**

25. Defaults, Recoveries and Losses by Quarter of Default

Reporting Date 27.02.2019
 Payment date 25.02.2019
 Period No 38
 Monthly Period from Jan 2019 to 25.02.2019 = 31 days
 Interest Period from 25.01.2019 to 25.02.2019 = 31 days



Default Quarter	Default Amount	Recovery Quarter	No Of Loans	2016 1			2016 2			2016 3			2016 4		
				Recoveries	Cum. Recoveries	Loss	Recoveries	Cum. Recoveries	Loss	Recoveries	Cum. Recoveries	Loss	Recoveries	Cum. Recoveries	Loss
20161	116 909	2		0	44 073	71 936	0	44 073	71 936	0	44 073	71 936	0	44 073	71 936
20162	3 781 365	25		243 569	1 541 404	2 239 961	328 660	1 870 064	1 911 301	130 223	2 000 287	1 781 078	330	2 000 617	1 780 748
20163	2 241 179	25		73 113	618 195	1 622 984	162 454	780 649	1 460 530	32 045	812 694	1 428 485	173 197	985 891	1 255 288
20164	9 484 344	55		2 214 967	2 887 137	6 597 207	1 622 845	4 509 962	4 974 382	347 531	4 857 513	4 626 831	344 526	5 202 041	4 282 303
20171	7 220 771	56		330 667	330 667	6 890 104	1 251 392	1 582 059	5 638 712	901 257	2 483 316	4 737 455	287 323	2 770 639	4 450 132
20172	5 858 456	50					1 479 078	1 479 078	4 379 378	338 244	1 817 322	4 041 134	385 007	2 202 329	3 656 127
20173	5 993 301	42								1 173 893	1 173 893	4 819 408	504 407	1 676 300	4 315 001
20174	6 148 738	42											395 080	395 080	5 751 658
20181	4 931 657	50													
20182	5 685 506	54													
20183	5 714 127	59													
20184	6 046 863	49													
20191	439 925	8													

Default Quarter	Default Amount	Recovery Quarter	No Of Loans	2017 1			2017 2			2017 3			2017 4		
				Recoveries	Cum. Recoveries	Loss	Recoveries	Cum. Recoveries	Loss	Recoveries	Acc. Recoveries	Loss	Recoveries	Acc. Recoveries	Loss
20161	116 909	2		0	44 073	71 936	0	44 073	71 936	0	44 073	71 936	0	44 073	71 936
20162	3 781 365	25		243 569	1 541 404	2 239 961	328 660	1 870 064	1 911 301	130 223	2 000 287	1 781 078	330	2 000 617	1 780 748
20163	2 241 179	25		73 113	618 195	1 622 984	162 454	780 649	1 460 530	32 045	812 694	1 428 485	173 197	985 891	1 255 288
20164	9 484 344	55		2 214 967	2 887 137	6 597 207	1 622 845	4 509 962	4 974 382	347 531	4 857 513	4 626 831	344 526	5 202 041	4 282 303
20171	7 220 771	56		330 667	330 667	6 890 104	1 251 392	1 582 059	5 638 712	901 257	2 483 316	4 737 455	287 323	2 770 639	4 450 132
20172	5 858 456	50					1 479 078	1 479 078	4 379 378	338 244	1 817 322	4 041 134	385 007	2 202 329	3 656 127
20173	5 993 301	42								1 173 893	1 173 893	4 819 408	504 407	1 676 300	4 315 001
20174	6 148 738	42											395 080	395 080	5 751 658
20181	4 931 657	50													
20182	5 685 506	54													
20183	5 714 127	59													
20184	6 046 863	49													
20191	439 925	8													

Default Quarter	Default Amount	Recovery Quarter	No Of Loans	2018 1			2018 2			2018 3			2018 4		
				Recoveries	Acc. Recoveries	Loss	Recoveries	Acc. Recoveries	Loss	Recoveries	Acc. Recoveries	Loss	Recoveries	Acc. Recoveries	Loss
20161	116 909	2		0	44 073	71 936	0	44 073	71 936	0	44 073	71 936	0	44 073	71 936
20162	3 781 365	25		0	2 000 617	1 780 748	6 955	2 007 572	1 773 783	9 647	2 017 219	1 764 146	74 367	2 091 586	1 689 779
20163	2 241 179	25		43 698	1 029 487	1 211 692	17 664	1 047 151	1 104 028	55 428	1 102 579	1 138 600	110 779	1 213 352	1 027 827
20164	9 484 344	55		19 628	5 221 669	4 262 675	49 141	5 270 810	4 213 534	350 916	5 621 726	3 862 618	555 412	6 177 138	3 307 206
20171	7 220 771	56		290 079	3 060 718	4 160 053	189 147	3 249 865	3 970 906	174 431	3 424 296	3 796 475	680 682	4 104 958	3 115 813
20172	5 858 456	50		113 608	2 315 937	3 542 519	322 267	2 638 204	3 220 252	73 737	2 711 941	3 146 515	816 502	3 528 443	2 330 013
20173	5 993 301	42		200 073	1 878 373	4 114 928	285 610	2 163 963	3 829 318	19 361	2 183 344	3 809 957	501 648	2 684 992	3 306 305
20174	6 148 738	42		1 790 433	2 185 513	3 961 225	495 418	2 660 931	3 465 807	90 932	2 771 863	3 274 975	870 278	3 642 141	2 504 593
20181	4 931 657	50		95 224	95 224	4 836 433	473 441	568 665	4 362 992	252 904	821 569	4 110 088	1 224 032	2 045 601	2 886 056
20182	5 685 506	54					503 489	503 489	5 182 017	558 638	1 062 127	4 623 379	1 232 429	2 284 556	3 390 950
20183	5 714 127	59								665 165	665 165	5 048 962	932 944	1 598 109	4 116 018
20184	6 046 863	49													5 809 397
20191	439 925	8													

Default Quarter	Default Amount	Recovery Quarter	No Of Loans	2019 1		
				Recoveries	Acc. Recoveries	Loss
20161	116 909	2		0	44 073	71 936
20162	3 781 365	25		201 222	2 292 808	1 488 557
20163	2 241 179	25		4 700	1 218 062	1 023 127
20164	9 484 344	55		10 907	6 188 045	3 296 299
20171	7 220 771	56		25 250	4 130 208	3 090 563
20172	5 858 456	50		31 274	3 559 717	2 298 739
20173	5 993 301	42		7 501	2 692 493	3 300 808
20174	6 148 738	42		52 245	3 694 386	2 462 262
20181	4 931 657	50		16 548	2 052 149	2 869 508
20182	5 685 506	54		253 949	2 548 505	3 137 001
20183	5 714 127	59		77 428	1 675 537	4 038 590
20184	6 046 863	49		191 276	428 742	5 618 121
20191	439 925	8		0	0	439 925

Bilkkredit 7 DAC
Monthly Investor Report

26. Delinquency



Reporting Date	27.02.2019	
Payment date	25.02.2019	
Period No	38	
Monthly Period	Jan 2019	
Interest Period	from 25.01.2019	to 25.02.2019 = 31 days

Year	Mth	Total outstanding	Accounts current	Balance current	Accounts 1-30	Balance 1-30	Accounts 30-60	Balance 30-60	Accounts 60-90	Balance 60-90	Accounts 90-120	Balance 90-120	Accounts 120-150	Balance 120-150	Accounts 150-180	Balance 150-180	New defaults Count	New defaults Balance		
2015	12	4 961 729 485	24 099	4 700 936 780	1 098	226 270 383	136	29 455 590	27	5 066 732							0	0		
	1	4 824 877 226	23 794	4 575 829 836	1 034	210 629 519	151	30 580 426	30	6 107 845	11	1 729 600					1	1 937		
	2	4 677 232 996	23 288	4 417 051 439	1 105	218 237 203	153	29 391 060	48	9 854 484	14	2 177 384			5	521 426		0		
	3	4 524 706 931	22 900	4 279 252 351	1 043	206 590 642	140	26 435 940	38	5 676 935	26	4 828 524			9	1 444 858	4	477 681	1	114 072
	4	4 367 347 791	22 429	4 117 906 506	1 021	208 772 723	140	26 417 237	38	6 799 700	16	2 419 817			20	3 586 950	9	1 444 858	3	351 002
	5	4 218 125 879	22 001	3 981 772 279	949	186 245 359	181	36 329 729	43	6 641 106	19	3 770 482			8	944 073	15	2 422 851	9	1 478 965
	6	4 051 770 340	21 751	3 876 870 489	716	137 504 851	109	24 186 373	48	8 896 096	15	1 583 965			12	1 982 158	7	746 408	13	1 951 398
	7	3 914 038 749	21 160	3 715 790 392	849	154 533 815	128	26 356 684	39	8 461 118	33	6 636 434			10	962 621	10	1 297 685	11	844 643
	8	3 768 451 252	20 704	3 582 250 550	794	144 777 644	129	21 739 491	42	8 522 391	23	5 806 122			23	4 640 990	7	714 064	10	966 445
	9	3 628 974 674	20 218	3 444 913 716	778	143 879 435	126	22 807 337	40	5 940 658	19	2 867 124			21	5 526 519	16	3 039 885	4	430 091
	10	3 500 830 886	19 738	3 309 934 149	834	156 162 224	113	18 257 057	43	6 861 534	23	3 772 624			14	1 845 461	13	3 997 837	17	2 741 005
	11	3 367 793 358	19 330	3 206 906 487	768	127 434 828	117	20 181 370	33	4 835 393	25	3 527 138			20	3 086 122	13	1 822 020	19	4 184 562
12	3 252 814 674	18 951	3 091 388 914	789	130 610 052	111	16 782 660	32	5 728 234	18	3 040 644			19	2 675 195	18	2 588 975	19	2 558 777	
2016	1	3 140 559 658	18 519	2 973 759 140	786	130 894 757	148	23 037 060	41	5 134 081	19	3 107 252			13	2 362 811	17	2 264 557	22	2 646 902
	2	3 027 367 407	18 207	2 872 692 927	745	119 144 490	124	21 835 234	45	6 530 640	27	3 577 686			13	1 725 127	11	1 861 303	17	2 214 075
	3	2 907 719 819	17 761	2 759 117 665	710	112 926 258	130	20 483 732	42	8 235 957	26	2 727 549			19	2 601 408	11	1 627 250	17	2 359 794
	4	2 807 839 654	17 290	2 646 053 435	784	123 551 363	147	21 700 376	57	9 302 807	21	4 183 101			16	1 531 684	14	1 516 888	18	2 984 562
	5	2 694 469 911	16 803	2 525 097 173	834	132 797 757	150	23 272 678	41	5 510 203	31	5 535 537			15	2 514 746	17	1 691 817	15	1 384 792
	6	2 575 492 819	16 589	2 446 750 743	619	100 436 759	110	16 362 338	39	5 617 654	15	1 857 850			18	2 783 939	10	1 683 536	17	1 489 102
	7	2 461 447 678	15 959	2 314 009 838	776	117 794 126	116	18 105 275	36	4 865 399	18	2 649 106			10	1 434 136	15	2 589 798	9	1 524 223
	8	2 355 663 434	15 573	2 226 311 138	640	99 958 827	141	19 133 933	27	3 437 730	24	3 360 035			14	2 106 892	8	1 354 879	23	2 875 609
	9	2 261 086 429	15 026	2 117 812 736	742	109 793 382	136	21 898 753	32	3 820 831	20	2 669 033			17	3 077 153	13	2 014 541	10	1 593 469
	10	2 158 188 957	14 605	2 034 279 463	690	96 080 365	112	14 523 700	40	6 265 455	22	1 548 502			15	2 262 291	16	3 229 181	14	1 688 990
	11	2 066 184 627	14 168	1 944 576 772	684	94 991 378	124	15 500 292	35	4 781 150	23	3 464 439			17	950 891	13	1 919 705	25	2 753 880
	12	1 994 371 631	13 755	1 854 323 777	751	109 082 946	142	19 268 974	41	6 028 636	17	2 167 830			20	2 553 256	15	946 212	13	1 703 868
2017	1	1 917 048 682	13 508	1 800 538 492	625	86 292 186	143	18 669 383	33	4 995 399	21	2 826 885			14	1 809 861	14	1 916 836	20	1 663 485
	2	1 839 037 050	13 137	1 723 031 397	616	83 505 441	150	21 534 366	47	5 496 189	17	2 062 744			15	1 926 712	12	1 478 201	18	1 929 305
	3	1 763 332 181	12 590	1 625 437 542	719	100 809 388	170	23 367 383	60	6 896 784	30	2 401 931			14	2 623 246	13	1 795 907	12	1 338 867
	4	1 688 809 450	12 275	1 561 294 119	683	94 772 231	140	18 193 468	51	6 753 683	35	3 707 132			22	2 017 363	11	2 071 454	17	2 188 094
	5	1 603 458 965	11 895	1 483 168 844	687	90 927 111	112	15 057 834	50	5 643 677	31	3 446 637			28	3 346 503	20	1 868 359	10	988 252
	6	1 514 136 816	11 596	1 426 069 699	506	64 376 210	88	12 496 205	30	3 911 924	29	2 215 367			24	2 804 728	19	2 262 683	27	2 509 160
	7	1 440 953 936	11 152	1 353 294 638	516	67 587 840	85	10 502 342	27	3 240 543	19	2 602 375			25	2 177 896	16	1 548 302	23	2 419 366
	8	1 376 072 177	10 732	1 289 823 300	526	64 073 305	84	11 291 250	31	3 507 695	21	2 793 171			20	2 787 476	21	1 795 980	17	1 600 513
	9	1 312 833 463	10 418	1 232 333 370	466	56 973 955	100	12 796 756	34	3 863 932	20	1 980 990			16	2 343 703	20	2 540 757	19	1 694 248
	10	1 241 300 183	10 044	1 161 900 993	486	59 595 337	76	10 401 815	31	4 217 298	14	1 462 977			11	1 384 039	19	2 337 724	19	2 671 236
	11	1 179 247 932	10 365	1 107 973 716	446	55 629 343	74	8 829 448	23	3 038 016	18	1 509 385			12	1 298 374	11	969 650	16	2 179 507
	12	1 122 239 351	9 423	1 040 768 272	513	64 269 127	85	10 595 688	25	2 544 884	18	2 185 948			13	1 089 012	8	786 420	14	1 196 120
2018	1	1 069 048 994	9 182	1 002 428 149	419	50 485 496	71	8 343 676	32	3 365 268	13	1 553 427			15	2 038 148	13	834 830	8	439 925
	2																			
	3																			
	4																			
	5																			
	6																			
	7																			
	8																			
	9																			
	10																			
	11																			
	12																			

Bilkreditt 7 DAC
Monthly Investor Report

27. Priority of Payments



Reporting Date	27.02.2019
Payment date	25.02.2019
Period No	38
Monthly Period	Jan 2019
Interest Period	from 25.01.2019 to 25.02.2019 = 31 days

Priority of Payments

Available Distribution Amount	+	75 152 557,50 NOK	5 755 115,07 EUR
Senior Expenses	-	863 642,41 NOK	
Class A Notes Interest	-	787 513,19 NOK	4 806,10 EUR
Class B Notes Interest (prior to Principal Deficiency Trigger Event)	-	693 978,00 NOK	
Liquidity Reserve	-	10 044 000,00 NOK	
Class A Principal	-	53 190 358,00 NOK	5 750 308,97 EUR
Class B Interest (Post Principal Deficiency Trigger Event)	-	0,00 NOK	
Class B Principal	-	0,00 NOK	
Payments to the Reserve Fund	-	5 022 000,00 NOK	
Class C Notes Interest	-	484 745,00 NOK	
Class C notes Principal	-	0,00 NOK	
Interest Subordinated Loan, Principal Subordinated Loan	-	297 453,20 NOK	
Swap Subordinated Amounts	-	0,00 NOK	
Amounts due to seller for deemed collections refunded, refunds etc	-	0,00 NOK	
Payments to Seller	=	3 768 867,69 NOK	0,00 EUR

Bilkreditt 7 DAC
Monthly Investor Report

28. Transaction Costs



Reporting Date	27.02.2019
Payment date	25.02.2019
Period No	38
Monthly Period	Jan 2019
Interest Period	from 25.01.2019 to 25.02.2019 = 31 days

Transaction Costs

	All Notes	Class A	Class B	Class C
Senior Expenses	863 642,41 NOK			
Interest accrued for the Period	1 966 236,19 NOK	787 513,19 NOK	693 978,00 NOK	484 745,00 NOK
Cumulative Interest accrued	175 942 198,60 NOK	133 676 668,60 NOK	24 849 888,00 NOK	17 415 642,00 NOK
Interest Payments	1 966 236,19 NOK	787 513,19 NOK	693 978,00 NOK	484 745,00 NOK
Cumulative Interest Payments	175 942 198,60 NOK	133 676 668,60 NOK	24 849 888,00 NOK	17 415 642,00 NOK
Interest accrued on Subordinated Loan for the Period	297 453,20 NOK			
Cumulative Interest accrued on Subordinated Loan	20 492 994,55 NOK			
Interest Payments on Subordinated Loan	297 453,20 NOK			
Cumulative Interest Payments on Subordinated Loan	20 492 994,55 NOK			
Unpaid Interest for the Period	0,00 NOK			
Cumulative Unpaid Interest	0,00 NOK			

Bilkreditt 7 DAC
Monthly Investor Report

29. Swap Counterparty Data



Reporting Date	27.02.2019
Payment date	25.02.2019
Period No	38
Monthly Period	Jan 2019
Interest Period from	25.01.2019 to 25.02.2019 = 31 days

Swap Counterparty Data

Swap Counterparty Provider Banco Santander
Swap Rating Trigger Breach
Swap Collateral posted 0,00 EUR

Swap Data

Swap Type Cross Currency Swap
Swap Opening Balance 460 953 351,00 NOK 49 832 794,70 EUR
3M Nibor (Notes, Swap) (2 days prior to interest period begin date) 1,2000 %
1M Euribor (Notes, Swap) -0,3680 %
Gross Amount Due to Swap Counterparty 53 977 871,19 NOK
Gross Amount Due from Swap Counterparty 5 755 115,07 EUR
EUR/NOK spot rate N/A

Bilkreditt 7 DAC
Monthly Investor Report

30. Contact Details



Santander Consumer Bank AS

Financial Markets

Anders Bruun-Olsen +47 21 08 37 70
Priscilla Halverson +47 21 08 37 72
Thomas Andrén Johansen +47 91 82 42 44
Joachim Joveng Rogne +47 48 23 86 32
Morten Holme +47 92 82 38 33

anders.bruun.olsen@santanderconsumer.no
priscilla.halverson@santanderconsumer.no
thomas.andren.johansen@santanderconsumer.no
joachim.joveng.rogne@santanderconsumer.no
morten.holme@santanderconsumer.no

Risk

Christian Frederik Bull-Berg +47 41 07 29 52

christian.frederik.bull.berg@santanderconsumer.no

Reporting Date	27.02.2019
Payment date	25.02.2019
Period No	38
Monthly Period	Jan 2019
Interest Period	from 25.01.2019 to 25.02.2019 = 31 days