

Bil kreditt 6 Limited
Monthly Investor Report

Cover Sheet Monthly Investor Report



Reporting Date	29/06/2016	Following payment dates:	25/07/2016
Payment date	27/06/2016		25/08/2016
Period No	20		
Monthly Period	May 2016		
Interest Period	from 25/05/2016	to 27/06/2016	= 33 days
Cut-Off Date	31/05/2016		

Index		Page
1	Portfolio Information	2
2	Amount Due for Distribution	3
3	Reserve Accounts	4
4	Performance Data	5
5	Outstanding Notes	6
6	Counterparty Ratings, Trigger Levels and Consequences	7
7	Original Principal Balance	8
7	Original PB (Graph)	9
8 a	Outstanding principal Balance	10
8 b	Outstanding PB (Graph)	11
9 a	Geographical Distribution	12
9 b	Geographical (Graph)	13
10 a	Interest Rate	14
10 b	Interest Rate (Graph)	15
11 a	Remaining Terms	16
11 b	Remaining Terms (Graph)	17
12 a	Seasoning	18
12 b	Seasoning (Graph)	19
13 a	Vehicle Type	20
13 b	Vehicle Type (Graph)	21
14 a	Hybrid loans as % of other loans	22
14 b	Hybrid loans as % of other loans (Graph)	23
15 a	Loans per borrower	24
15 b	Loans per borrower (Graph)	25
16 a	Amortization Profile	26
16 b	Amortization Profile (Graph)	27
17 a	Payment Holidays	28
17 b	Payment Holidays (Graph)	29
18 a	Payment Holidays (>31dpd)	30
18 b	Payment Holidays (>31dpd) (Graph)	31
19 a	Dynamic Interest Rate	32
19 b	Dynamic Interest Rate (Graph)	33
20 a	Borrower Type	34
20 b	Borrower Type (Graph)	35
21 a	Vehicle Condition	36
21 b	Vehicle Condition (Graph)	37
22 a	Downpayment	38
22 b	Downpayment (Graph)	39
23 a	Repayment Type	40
23 b	Repayment Type (Graph)	41
24 a	Dynamic Pre-Payments	42
24 b	Dynamic Pre-Payments (Graph)	43
25	Defaults, Recoveries and Losses by Quarter of Default	44
26	Dynamic Delinquency	45
27	Priority of Payments	46
28	Transaction Costs	47
29	Swap Counterparty Data	48
30	Contact Details	49

Bilcreditt 6 Limited
Monthly Investor Report

1. Portfolio Information



Reporting Date	29/06/2016	
Payment date	27/06/2016	
Period No	20	
Monthly Period	May 2016	
Interest Period	from 25/05/2016	to 27/06/2016 = 33 days

	Current Period		Previous Period
	Aggregated Outstanding		Aggregated Outstanding
	Principal Amount		Principal Amount
Outstanding receivables			
Opening balance	3.228.377.234,00	NOK	3.367.211.600,00
Scheduled Loan Principal Repayments	54.671.806,00	NOK	54.558.711,00
Prepayments	76.149.193,00	NOK	80.692.767,00
Deemed Collections - Other	-	NOK	-
Deemed Collections - CPI Single Premium Cancellations	617.021,00	NOK	597.736,00
Total Principal Payments Received	131.438.020,00	NOK	135.849.214,00
	-		-
New Defaulted Auto Loans in Period	1.433.624,00	NOK	3.923.799,00
Total New Defaults	1.433.624,00	NOK	3.923.799,00
Capitalised Interest (due to Repayment Holidays)	745.188,00	NOK	938.647,00
Closing Balance	3.096.250.778,00	NOK	3.228.377.234,00
Cumulative Capitalised Interest (Amount)			
Open	20.601.428,00	NOK	19.662.781,00
New	745.188,00	NOK	938.647,00
Close	21.346.616,00	NOK	20.601.428,00
Total revenue collections			
Revenue and fees received on loan balances	16.834.105,00	NOK	17.124.735,00
Recoveries on loans in default	404.819,00	NOK	1.012.382,00
Total Revenue Received in Period	17.238.924,00	NOK	18.137.117,00
# Loans			
At beginning of period	22.501	Loans	23.091
Paid in Full	565	Loans	564
Repurchased (Deemed Collections)	-	Loans	-
New loans into default	16	Loans	26
At end of period	21.920	Loans	22.501
Weighted Average Loan Return	6,46%		
Average NIBOR + Weighted Average Loan Threshold	3,85%		

Bilkreditt 6 Limited
Monthly Investor Report

2. Amount Due for Distribution



Reporting Date	29/06/2016	
Payment date	27/06/2016	
Period No	20	
Monthly Period	May 2016	
Interest Period	from 25/05/2016	to 27/06/2016 = 33 days

Available Distribution Amount

	Current Period		Previous Period	
a. Reserve Fund	67.344.232,00 NOK		70.109.974,54 NOK	
b. Collections (Principal, interest, fees, etc)	148.676.944,00 NOK		153.986.331,00 NOK	
c. Swap Counterparty payment to the Issuer	0,00 NOK	16.237.238,16 EUR	0,00 NOK	17.062.867,56 EUR
d. Stamp Duty, Taxes, Liabilities, etc Paid by the Seller to the Issuer	0,00 NOK		0,00 NOK	
e. Default Interest, Indemnities, etc Paid by the Seller to the Issuer	0,00 NOK		0,00 NOK	
f. Other Amounts Paid by the Seller to the Issuer	0,00 NOK		0,00 NOK	
g. Interest/Investment Return Earned and Paid by the Seller or the Collections Account Bank to the Issuer	699,30 NOK		146,34 NOK	
h. Commingling Reserve	0,00 NOK		0,00 NOK	
i. CPI Reserve	0,00 NOK		0,00 NOK	
Total Amount for Distribution (Pre-Enforcement Waterfall)	216.021.875,30 NOK	16.237.238,16 EUR	224.096.451,88 NOK	17.062.867,56 EUR

Bilcreditt 6 Limited
Monthly Investor Report

3. Reserve Accounts



Reporting Date	29/06/2016
Payment date	27/06/2016
Period No	20
Monthly Period	May 2016
Interest Period	from 25/05/2016 to 27/06/2016 = 33 days

Note Balance

Beginning of Period	3.228.377.234,00	NOK
End of Period	3.096.250.778,00	NOK

Reserve Fund

	in %		
Beginning of Period	1,3 %	40.406.539,20	NOK
Cash Outflow		40.406.539,20	NOK
Cash Inflow		38.740.526,81	NOK
End of Period	1,2 %	38.740.526,81	NOK
Required Reserve Amount	1,2 %	38.740.526,81	NOK

Liquidity Balance

Beginning of Period	0,8 %	26.937.692,80	NOK
Cash Outflow		26.937.692,80	NOK
Cash Inflow		25.827.017,87	NOK
End of Period	0,8 %	25.827.017,87	NOK
Required Reserve Amount	0,8 %	25.827.017,87	NOK

Supplementary Liquidity Ledger

Beginning of Period	-	NOK
Cash Outflow	-	NOK
Cash Inflow	-	NOK
End of Period	-	NOK
Required Reserve Amount	-	NOK

Commingling Reserve

Beginning of Period	156.748.260,19	NOK
Cash Outflow	4.002.794,92	NOK
Drawings from Commingling Reserve	-	NOK
Cash Inflow	-	NOK
End of Period	152.745.465,28	NOK
Required Commingling Reserve Fund	152.745.465,28	NOK

CPI Reserve

Beginning of Period	-	NOK
Cash Outflow (to Servicer)	-	NOK
Drawings	-	NOK
Cash Inflow (from Servicer)	-	NOK
End of Period	-	NOK
Required CPI Reserve Fund	-	NOK

Set-off from Deposits

No borrowers whose loans were sold to Bilcreditt 6 held deposits with Santander Consumer Bank AS. The risk of set-off from deposits is therefore zero.

Bilkreditt 6 Limited
Monthly Investor Report

4. Performance Data



Reporting Date	29/06/2016		
Payment date	27/06/2016		
Period No	20		
Monthly Period	May 2016		
Interest Period	from	25/05/2016	to 27/06/2016 = 33 days

Note Balance

Beginning of Period	3.228.377.234,00	NOK
End of Period	3.096.250.778,00	NOK

Portfolio Performance:

	NOK	%	# loans
Performing Receivables:			
Current	2.882.122.726,00	93,08%	20.483
1-29 days past due	162.774.195,00	5,26%	1.085
		0,00%	
Delinquent Receivables:			
30-59 days past due	31.250.492,00	1,01%	208
60-89 days past due	10.050.130,00	0,32%	62
90-119 days past due	3.746.420,00	0,12%	33
120-149 days past due	3.201.782,00	0,10%	23
150-179 days past due	3.105.033,00	0,10%	26
Total Performing and Delinquent	3.096.250.778,00	100,00%	21.920

Current Period Defaults	1.433.624,00	16
Cumulative Defaults	30.645.630,00	267
Current Period Recoveries	404.819,00	
Cumulative Recoveries	10.159.123,00	

Bilkreditt 6 Limited
Monthly Investor Report

5. Outstanding Notes



Reporting Date	29/06/2016		
Payment date	27/06/2016		
Period No	20		
Monthly Period	May 2016		
Interest Period	from	25/05/2016	to 27/06/2016 = 33 days

1. Note Balance

	All Notes	Class A	Class B	Class C	Class C
General Note Information					
ISIN Code		XS1101828561	XS1101831516	N/A	
Currency		EUR	NOK	NOK	
Initial Tranching	100%	86,50%	8,25%	5,25%	
Legal Final Maturity Date		25/07/2029	25/07/2029	25/07/2029	
Rating (Fitch/Moody's)		Aaa(sf)/AAA(sf)	A1(sf)/A(sf)	Unrated	
Initial Notes Aggregate Principal Outstanding Balance	6.728.343.000,00 NOK	715.000.000,00 EUR	555.000.000,00 NOK	353.000.000,00 NOK	243.000,00 NOK
Initial Nominal per Note		100.000,00 EUR	1.000.000,00 NOK	1.000.000,00 NOK	1.000,00 NOK
Initial Number of Notes per Class		7150	555	353	243
Current Note Information					
Class Principal Outstanding Opening Balance		285.028.775,68 EUR	555.000.000,00 NOK	353.000.000,00 NOK	243.000,00 NOK
Available Distribution Amount	216.021.875,30 NOK				
Amortisation	132.126.456,00 NOK				
Redemption per Class		16.231.751,35 EUR	- NOK	- NOK	- NOK
Redemption per Note		2.270,18 EUR	- NOK	- NOK	- NOK
Class Principal Outstanding Closing Balance	3.096.250.778,00 NOK	268.797.024,32 EUR	555.000.000,00 NOK	353.000.000,00 NOK	243.000,00 NOK
Current Tranching		70,67%	17,92%	11,40%	0,01%
Current Pool Factor		0,38	1,00	1,00	1,00

2. Payments to Investors per Note

	All Notes	Class A	Class B	Class C	Class C
Interest rate Basis: 1-M EURIBOR / Spread	-0,3490 %				
Interest Rate Basis: 1-M NIBOR / Spread	0,8400 %	0,3700 %	1,1000 %	1,2000 %	
Day Count Convention		(ACT/360)	(ACT/360)	(ACT/360)	
Interest Days	33				
Principal Outstanding per Note Beginning of Period		39.864,16 EUR	1.000.000,00 NOK	1.000.000,00 NOK	1.000,00 NOK
>Principal Repayment per note		2.270,18 EUR	- NOK	- NOK	- NOK
Principal Outstanding per Note End of Period		37.593,99 EUR	1.000.000,00 NOK	1.000.000,00 NOK	1.000,00 NOK
>Interest accrued for the period		0,77 EUR	1.778,33 NOK	1.870,00 NOK	1,87 NOK
Interest Payment	1.692.201,58 NOK	5.486,80 EUR	986.975,00 NOK	660.109,59 NOK	454,41 NOK
Interest Payment per Note		0,77 EUR	1.778,33 NOK	1.870,00 NOK	1,87 NOK

3. Credit Enhancements

Initial total CE (Subordination, Reserve)		15,50%	7,25%	2,00%	
Current CE (incl. Excess Spread)		34,67%	16,74%	5,33%	
Current CE (excl. Excess Spread)		31,42%	13,49%	2,09%	

We hereby confirm that the Seller confirms its ongoing retention of a net economic interest of at least 5% in accordance with Article 405 of the CRR and Article 51 of the AIFMR.

**Bilcreditt 6 Limited
Monthly Investor Report**

6. Counterparty Ratings, Trigger Levels and Consequences



Reporting Date 29/06/2016
 Payment date 27/06/2016
 Period No 20
 Monthly Period May 2016
 Interest Period: 25/05/2016 to 27/06/2016 = 33 days

		Rating Triggers								Trigger breaches	Summary of Contractual Requirements if Rating Trigger Breach
		Short Term				Long Term					
		S&P		Moody's		S&P		Moody's			
Transaction Role	Counterparty	Criteria	Current	Criteria	Current	Criteria	Current	Criteria	Current		
Issuer	Bilcreditt 6 Limited		No rating		No rating		No rating		No rating		N/A
Seller	Santander Consumer Bank AS		No rating		No rating		No rating		No rating		N/A
Servicer	Santander Consumer Bank AS		No rating		No rating		No rating		No rating		N/A
Servicer's Owner	Banco Santander	Downgrade 1	A-1 Credit watch negative	A-2	P-1 Review for possible Downgrade	P-2	A Credit watch negative	A-	A2 Review for possible Downgrade	A3	Y
		Downgrade 2	N/A	A-2	N/A	P-2	BBB- Credit Watch Negative	A-	Baa2 Review for possible Downgrade	A3	N
		Downgrade 3	N/A	A-2	N/A	P-2	BB+ Credit watch Negative	A-	Baa3 Review for possible Downgrade	A3	N
Issuer Cross Currency Swap Provider	ANTS	Moody's First Rating Trigger Collateral.	N/A	N/A		P-1	N/A	N/A	BBB	Aa3	N
		Moody's Second Rating Trigger Replacement.	N/A	N/A		P-1	N/A	N/A		Aa3	N
Issuer Cross Currency Swap Provider	ANTS	Initial S&P Required Rating	A-2	A-1	N/A	N/A	A-	A	N/A	N/A	N
		Subsequent S&P Required Rating	N/A	A-1	N/A	N/A	BBB	A	N/A	N/A	N
Transaction Account Bank	Bank of New York Mellon		A-2	A-1+	P-2	P-1	A-	AA-	A3	Aa1	N
Paying Agent and related roles	Bank of New York Mellon			A-1+		P-1		AA-		Aa1	N/A
Corporate Service Provider	Bank of New York Mellon			A-1+		P-1		AA-		Aa1	N/A
Note Trustee and Security Trustee	Bank of New York Mellon			A-1+		P-1		AA-		Aa1	N/A
Collections Bank	SEB AB		A-2	A-1	P-2	P-1	A-	A+	A3	Aa3	N

Santander Consumer Bank AS
 Strandveien 18
 PO Box 177
 N-1325 Lysaker
 Tel.: +47 21 08 30 00
 Fax: +47 21 08 33 68

Bilkreditt 6 Limited
Monthly Investor Report

7.a Original Portfolio Principal Balance

Reporting Date	29/06/2016		
Payment date	27/06/2016		
Period No	20		
Monthly Period	May 2016		
Interest Period	from	25/05/2016	to 27/06/2016 = 33 days



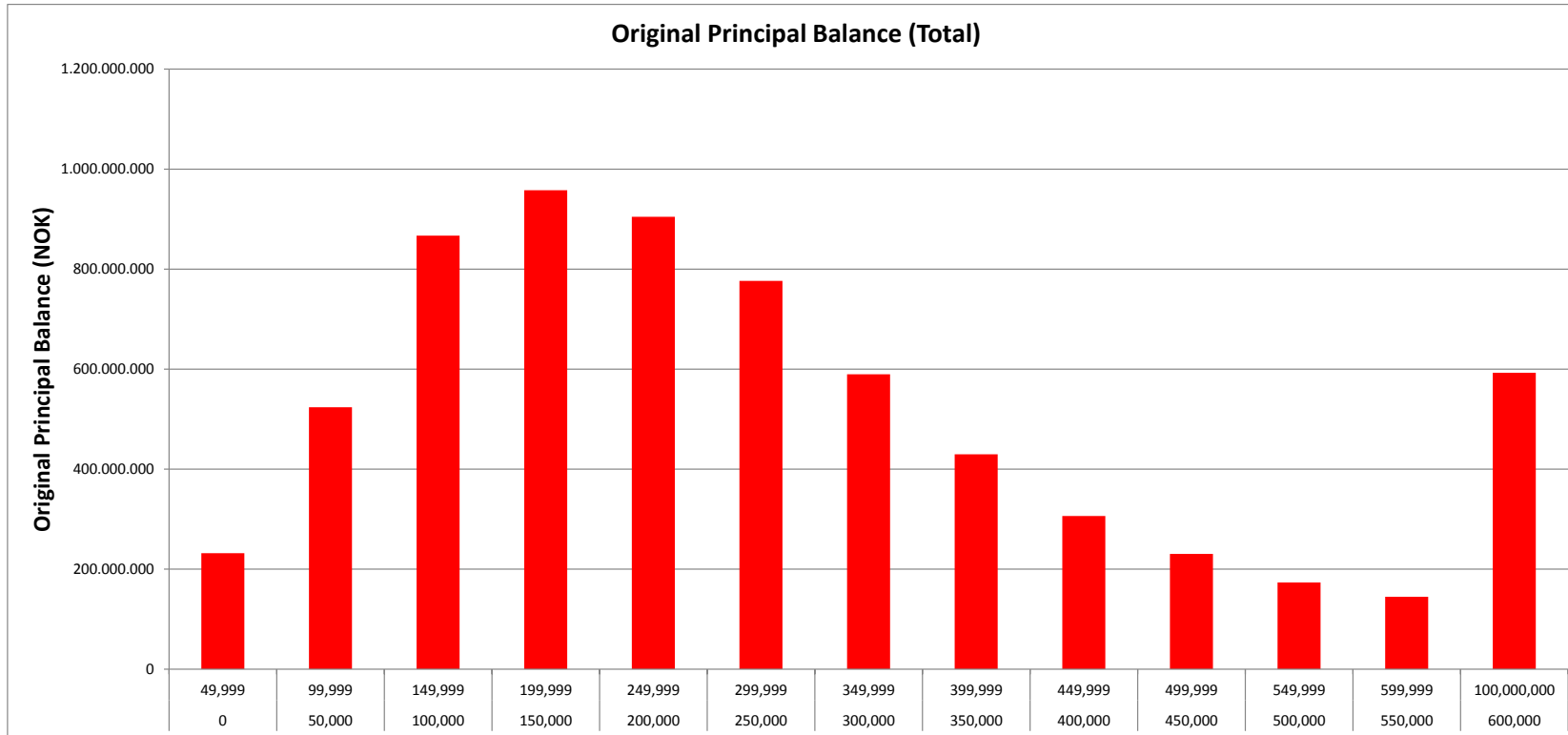
Average amount - all: 195.694

TOTAL										
	Min	Max	No	Original balance	% of outstanding balance	% of loans	WA mounths to maturity	WA seasoning		
Original balance	0	49.999	3.205	231.870.371	3,45%	9,32%	15,7	3,2		
	50.000	99.999	6.712	523.887.214	7,79%	19,52%	52,0	7,5		
	100.000	149.999	6.833	866.752.377	12,88%	19,87%	63,1	7,3		
	150.000	199.999	5.426	957.610.608	14,23%	15,78%	70,1	7,3		
	200.000	249.999	3.977	904.672.597	13,45%	11,57%	75,2	7,4		
	250.000	299.999	2.802	776.453.348	11,54%	8,15%	78,8	7,3		
	300.000	349.999	1.799	589.586.475	8,76%	5,23%	80,6	7,2		
	350.000	399.999	1.140	429.857.714	6,39%	3,32%	83,1	7,1		
	400.000	449.999	713	306.291.799	4,55%	2,07%	83,5	6,7		
	450.000	499.999	482	230.582.462	3,43%	1,40%	85,1	7,0		
	500.000	549.999	328	173.323.892	2,58%	0,95%	88,0	7,1		
	550.000	599.999	250	144.743.142	2,15%	0,73%	88,5	6,7		
	600.000	100.000.000	715	592.710.015	8,81%	2,08%	86,8	7,0		
	Total			34.382	6.728.342.014	100%	100%	72,8	7,1	

Bilkreditt 6 Limited
Monthly Investor Report

7.b Original Principal Balance Graph

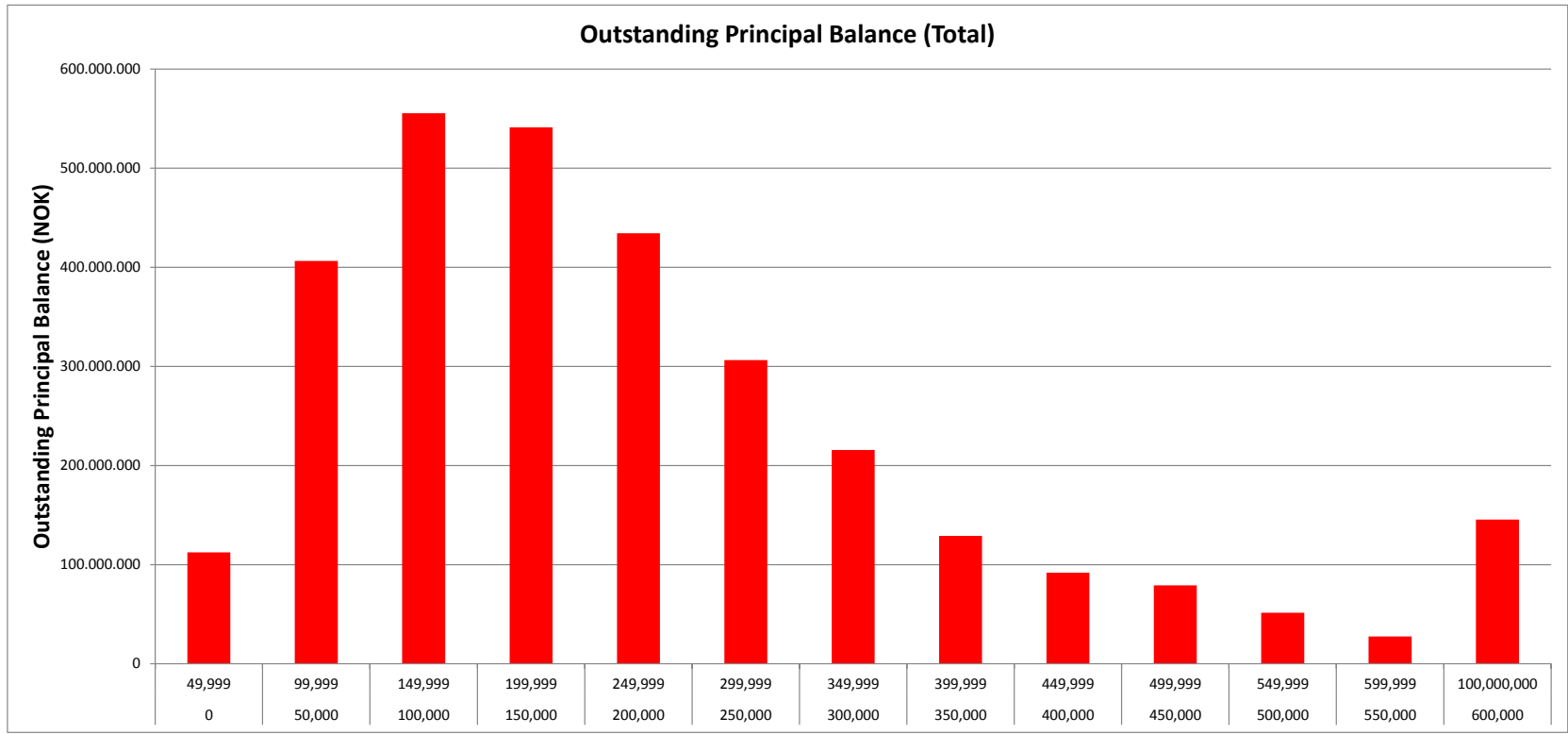
Reporting Date	29/06/2016	
Payment date	27/06/2016	
Period No	20	
Monthly Period	May 2016	
Interest Period	from 25/05/2016	to 27/06/2016 = 33 days



Bilkreditt 6 Limited
Monthly Investor Report

8.b Outstanding Principal Balance Graph

Reporting Date	29/06/2016				
Payment date	27/06/2016				
Period No	20				
Monthly Period	May 2016				
Interest Period	from	25/05/2016	to	27/06/2016	= 33 days



Bilkreditt 6 Limited
Monthly Investor Report

9.a Geographical Distribution



Reporting Date	29/06/2016	
Payment date	27/06/2016	
Period No	20	
Monthly Period	May 2016	
Interest Period	from 25/05/2016	to 27/06/2016 = 33 days

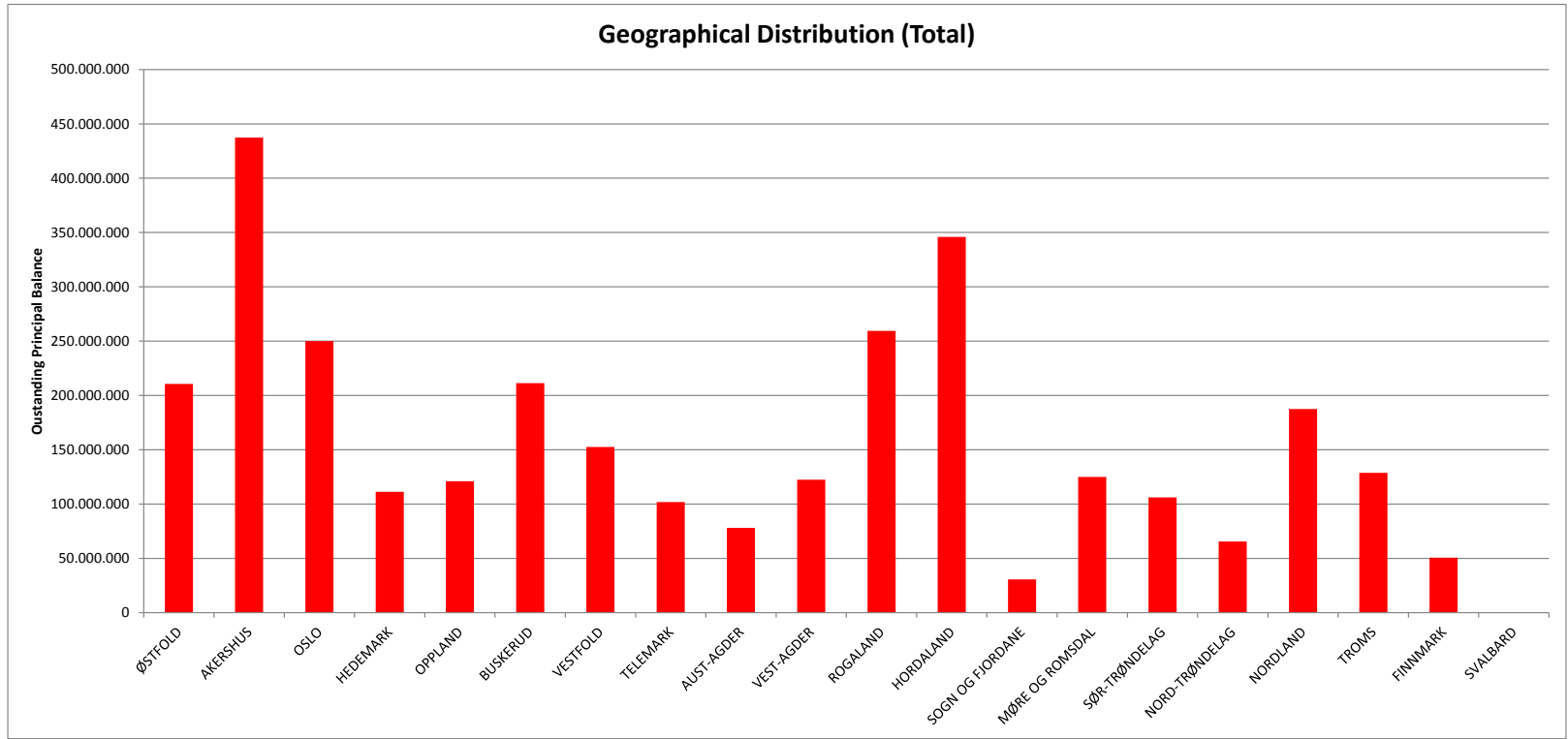
		TOTAL						
District code	No	Outstanding balance	% of Outstanding balance	% of Loans	District	WA months to maturity	WA seasoning	
0100	1.536	210.582.258	6,80%	7,01%	ØSTFOLD	59,4	27,5	
0200	3.016	437.395.920	14,13%	13,76%	AKERSHUS	58,6	27,2	
0300	1.653	249.961.456	8,07%	7,54%	OSLO	53,2	27,3	
0400	940	111.256.987	3,59%	4,29%	HEDEMARK	55,6	27,0	
0500	912	121.041.720	3,91%	4,16%	OPPLAND	59,1	27,3	
0600	1.548	211.235.022	6,82%	7,06%	BUSKERUD	57,3	27,4	
0700	1.123	152.627.627	4,93%	5,12%	VESTFOLD	60,4	27,3	
0800	804	101.913.212	3,29%	3,67%	TELEMARK	58,4	27,2	
0900	586	78.048.446	2,52%	2,67%	AUST-AGDER	59,5	27,1	
1000	855	122.376.341	3,95%	3,90%	VEST-AGDER	58,6	27,2	
1100	1.768	259.447.478	8,38%	8,07%	ROGALAND	62,7	27,4	
1200	2.261	345.870.925	11,17%	10,31%	HORDALAND	61,9	27,3	
1400	229	30.566.487	0,99%	1,04%	SOGN OG FJORDANE	63,2	26,9	
1500	893	125.018.772	4,04%	4,07%	MJØRE OG ROMSDAL	60,8	27,2	
1600	813	106.166.477	3,43%	3,71%	SØR-TRØNDELAG	56,4	27,4	
1700	499	65.547.690	2,12%	2,28%	NORD-TRØNDELAG	59,6	27,2	
1800	1.282	187.540.271	6,06%	5,85%	NORDLAND	64,1	27,1	
1900	882	128.801.183	4,16%	4,02%	TROMS	64,2	26,8	
2000	319	50.620.508	1,63%	1,46%	FINNMARK	62,7	26,8	
2100	1	231.998	0,01%	0,00%	SVALBARD	91,0	32,0	
Total:	21.920	3.096.250.778	100%	100%		59,6	27,3	

Geographic distribution

Bilkreditt 6 Limited
Monthly Investor Report

9.b Geographical Distribution Graph

Reporting Date	29/06/2016	
Payment date	27/06/2016	
Period No	20	
Monthly Period	May 2016	
Interest Period	from 25/05/2016	to 27/06/2016 = 33 days

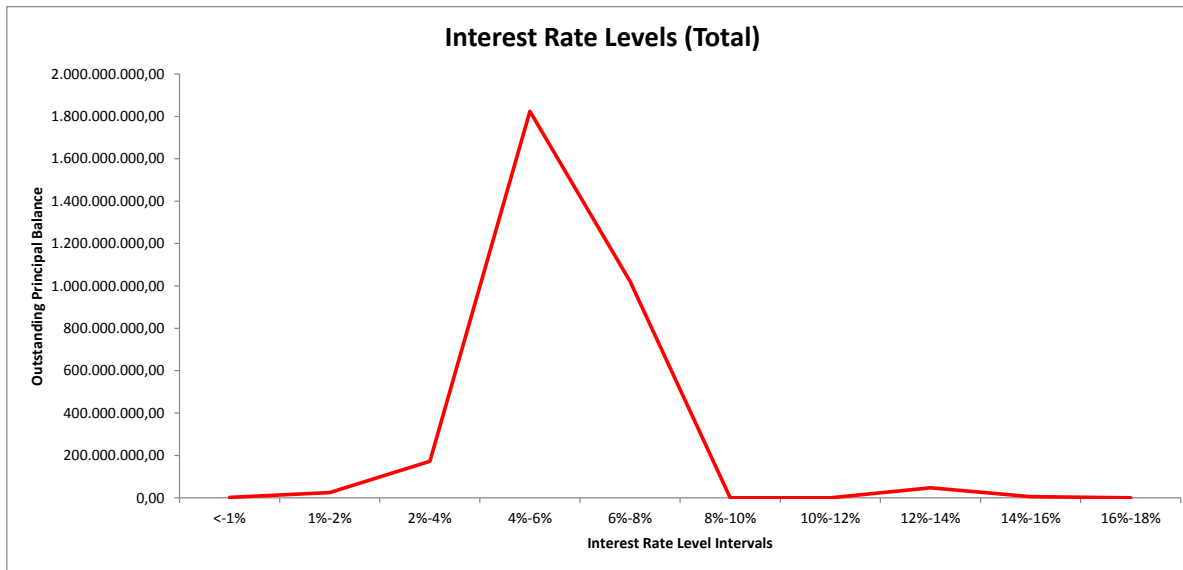


Bilkreditt 6 Limited
Monthly Investor Report

10.b Interest Rate



Reporting Date	29/06/2016				
Payment date	27/06/2016				
Period No	20				
Monthly Period	May 2016				
Interest Period	from	25/05/2016	to	27/06/2016	= 33 days

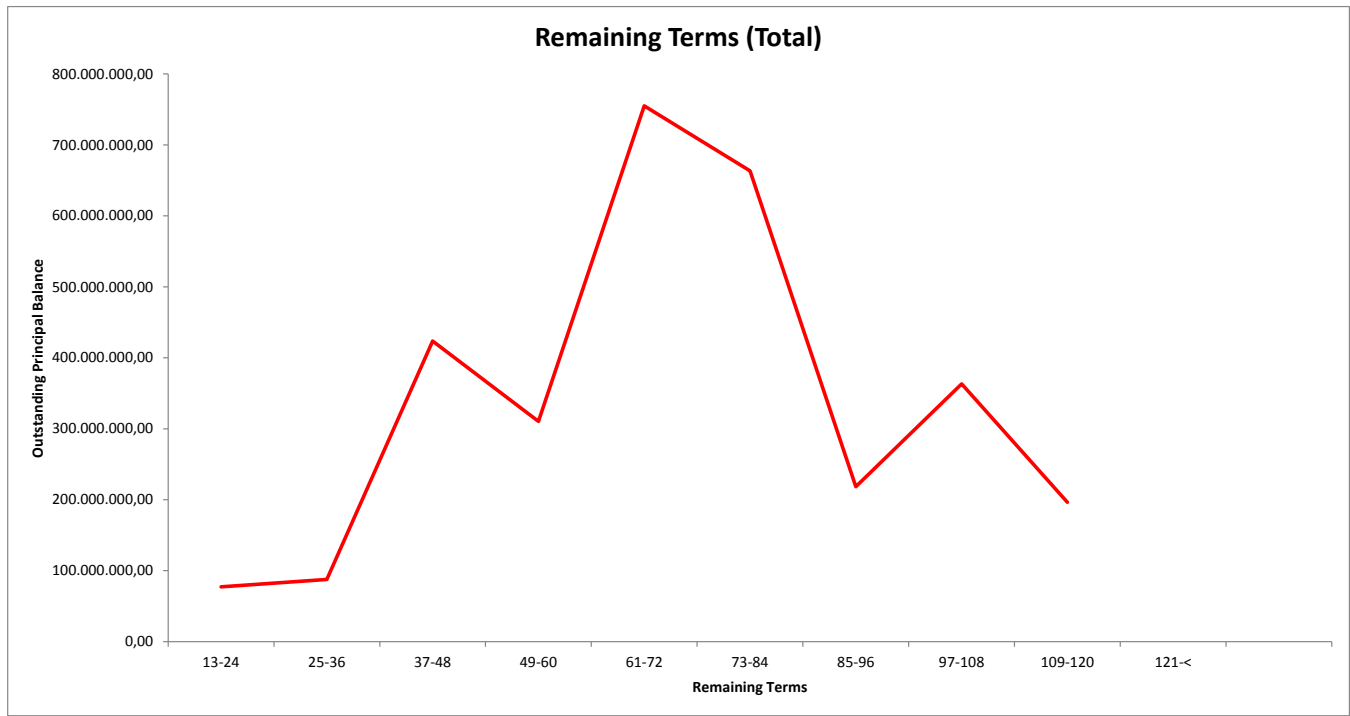


Bilkreditt 6 Limited
Monthly Investor Report

11.b Remaining Terms



Reporting Date	29/06/2016					
Payment date	27/06/2016					
Period No	20					
Monthly Period	May 2016					
Interest Period	from	25/05/2016	to	27/06/2016	=	33 days



**Bilkreditt 6 Limited
Monthly Investor Report**

12.a Seasoning



Reporting Date	29/06/2016	
Payment date	27/06/2016	
Period No	20	
Monthly Period	May 2016	
Interest Period	from 25/05/2016	to 27/06/2016 = 33 days

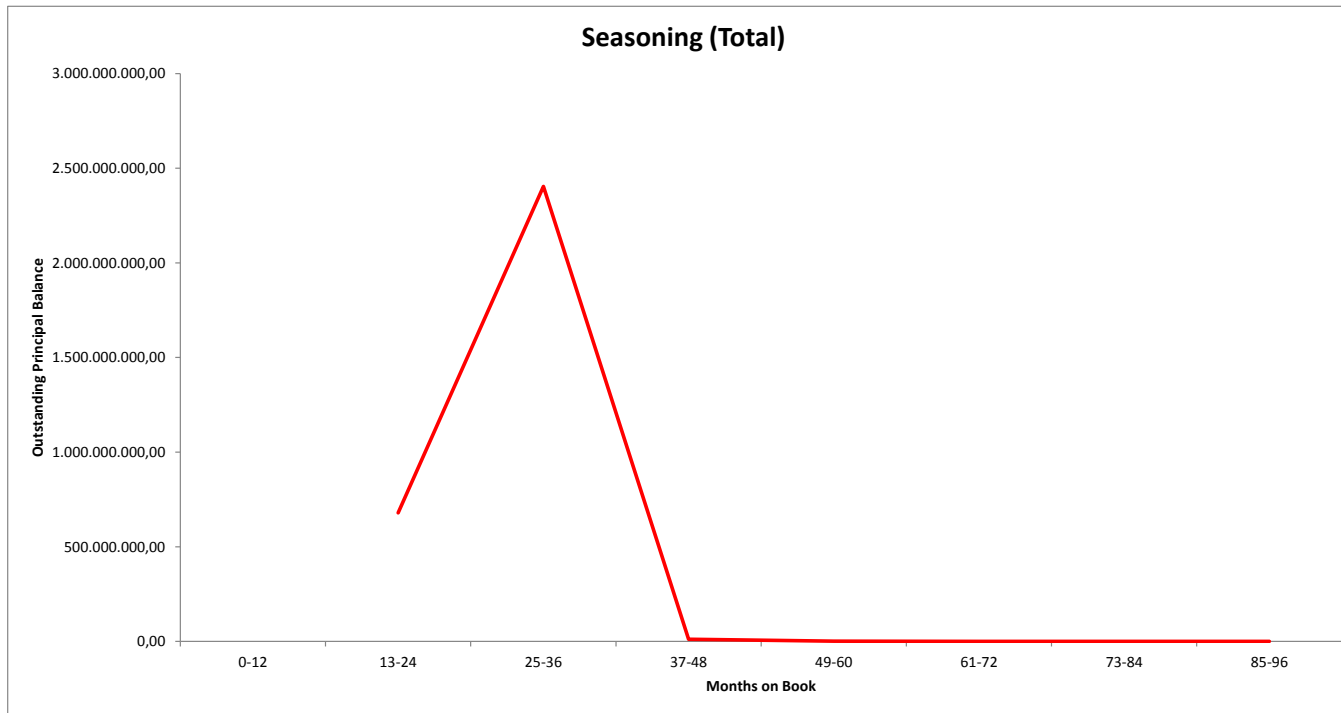
TOTAL								
Months on book	Min	Max	No	Outstanding balance	% of Outstanding balance	WA months to maturity	WA seasoning	
	0		12					
	13		24	4.386	679.611.205	21,95%	63,8	23,6
	25		36	17.443	2.403.981.251	77,64%	58,4	28,2
	37		48	82	11.130.414	0	45	40
	49		60	9	1.527.908	0	62	50
	61		72	-	-	-	-	-
	73		84	-	-	-	-	-
	85		96	-	-	-	-	-
	Total			21.920	3.096.250.778	100,00%	59,6	27,3

Bilkreditt 6 Limited
Monthly Investor Report

12.b Seasoning



Reporting Date	29/06/2016					
Payment date	27/06/2016					
Period No	20					
Monthly Period	May 2016					
Interest Period	from	25/05/2016	to	27/06/2016	=	33 days



**Bilkreditt 6 Limited
Monthly Investor Report**

13.a Vehicle type



Reporting Date	29/06/2016				
Payment date	27/06/2016				
Period No	20				
Monthly Period	May 2016				
Interest Period	from	25/05/2016	to	27/06/2016	= 33 days

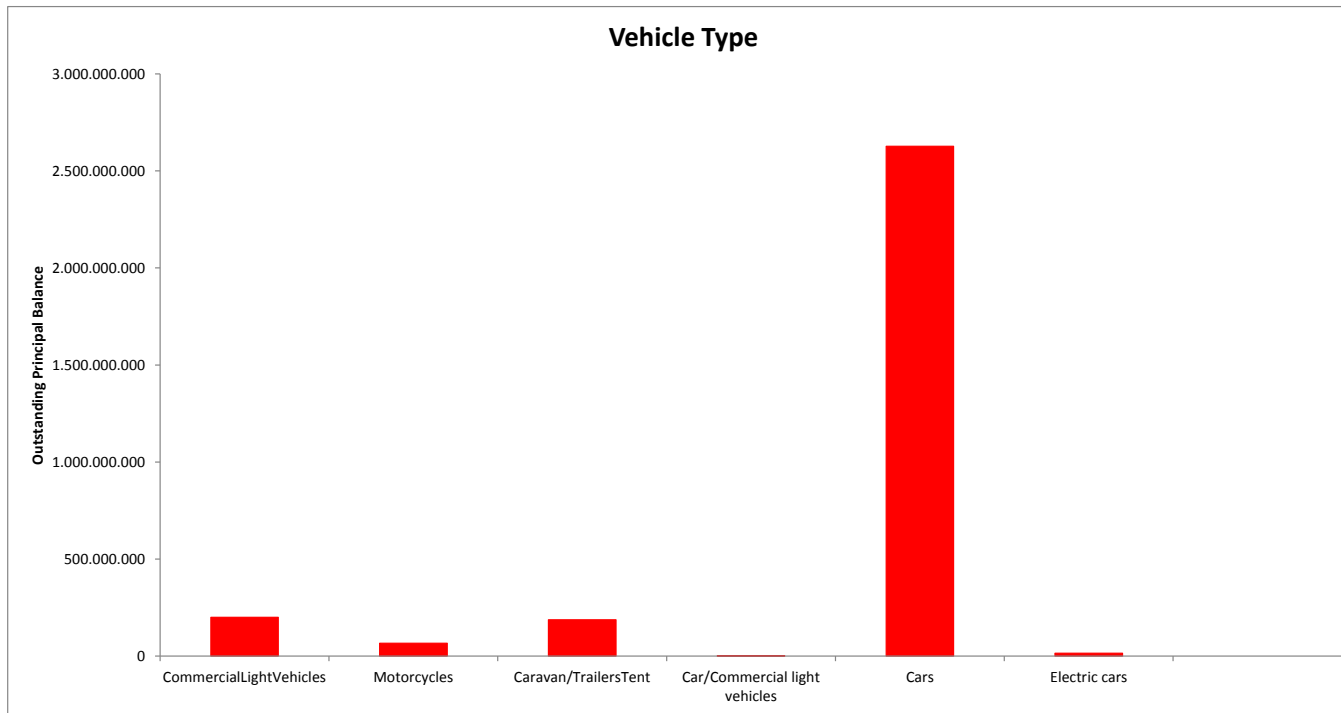
TOTAL						
Vehicle type	Min	No	Outstanding balance	% of Outstanding balance	WA months to maturity	WA seasoning
	CommercialLightVehicles	1.548	200.146.391	6,46%	46,6	27,4
	Motorcycles	761	66.068.626	2,13%	56,0	26,1
	Caravan/TrailersTent	1.107	187.097.124	6,04%	75,6	25,9
	Car/Commercial light vehicles	6	888.785	0,03%	45,5	28,5
	Cars	18.438	2.627.204.391	84,85%	59,5	27,4
	Electric cars	60	14.845.461	0,48%	61,8	27,1
		21.920	3.096.250.778	100%	59,6	27,3

Bilkreditt 6 Limited
Monthly Investor Report

13.b Vehicle type



Reporting Date	29/06/2016
Payment date	27/06/2016
Period No	20
Monthly Period	May 2016
Interest Period	from 25/05/2016 to 27/06/2016 = 33 days



Bilkreditt 6 Limited
Monthly Investor Report

14.a Hybrid loans



Reporting Date	29/06/2016
Payment date	27/06/2016
Period No	20
Monthly Period	May 2016
Interest Period	from 25/05/2016 to 27/06/2016 = 33 days

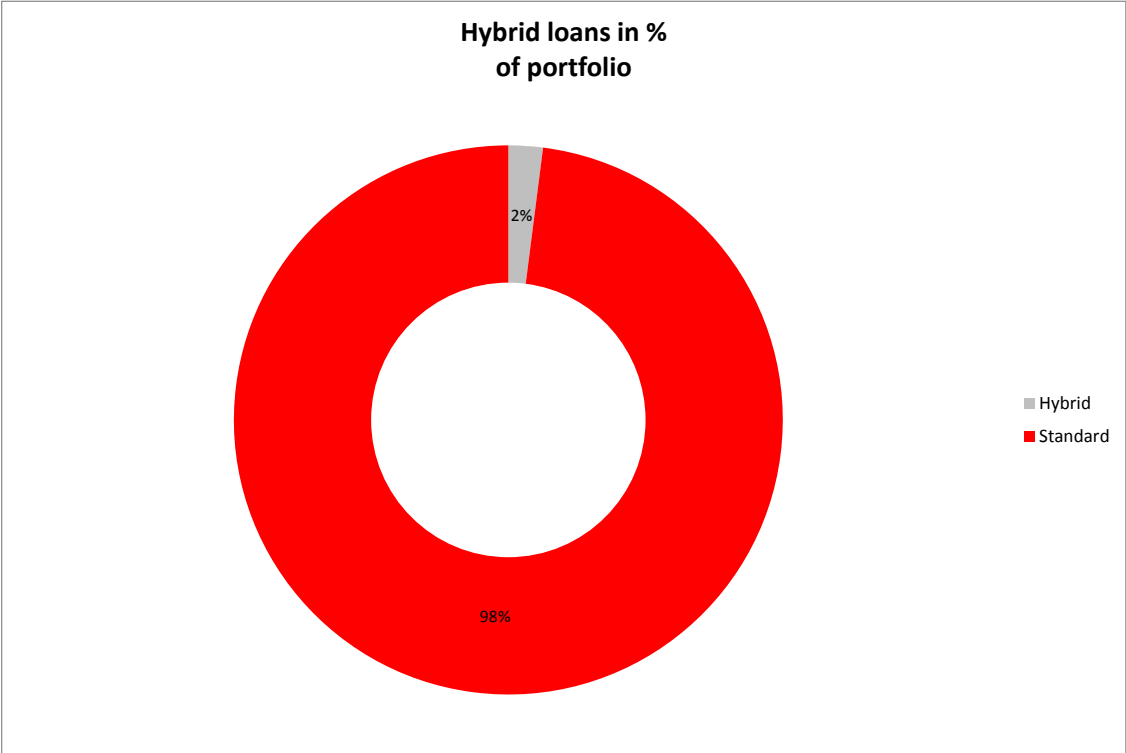
Hybrid loans in % of portfolio	TOTAL					
	Min	No	Outstanding balance	% of Outstanding Balance	WA months to maturity	WA seasoning
Hybrid		180	62.620.084	2,02%	12,5	28,1
Standard		21.740	3.033.630.694	97,98%	60,5	27,2
Total		21.920	3.096.250.778	100%	59,6	27,3

Bilkreditt 6 Limited
Monthly Investor Report

14.b Hybrid loans



Reporting Date	29/06/2016
Payment date	27/06/2016
Period No	20
Monthly Period	May 2016
Interest Period	from 25/05/2016 to 27/06/2016 = 33 days



**Bilkreditt 6 Limited
Monthly Investor Report**

15.a # loans per borrower



Reporting Date	29/06/2016		
Payment date	27/06/2016		
Period No	20		
Monthly Period	May 2016		
Interest Period	from	25/05/2016	to 27/06/2016 = 33 days

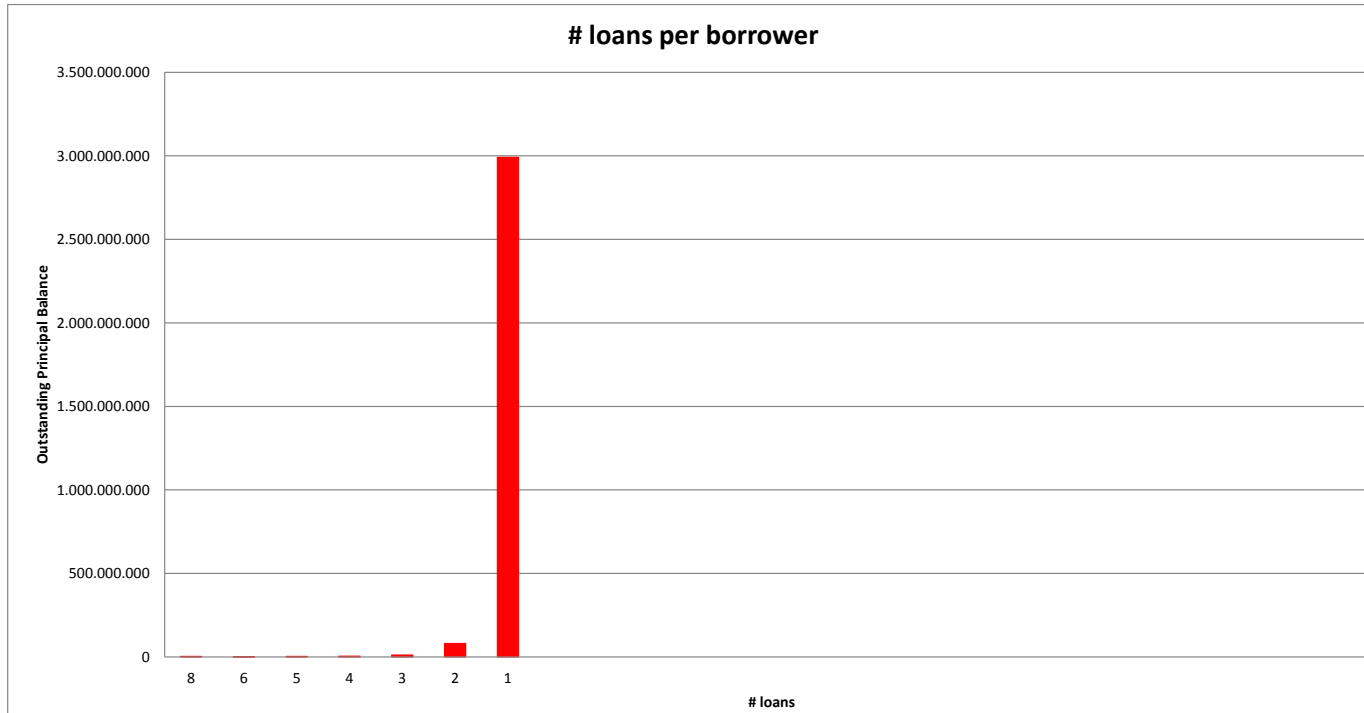
TOTAL			
Total number of loans	Total number of debtors	Outstanding balance	%
8	2	3.537.138	0,11%
6	3	2.412.438	0,08%
5	3	2.798.590	0,09%
4	7	4.511.006	0,15%
3	27	11.721.895	0,38%
2	276	80.051.344	2,59%
1	21.210	2.991.218.367	96,61%
Total:	21.528	3.096.250.778	100%

Bilkreditt 6 Limited
Monthly Investor Report

15.b # loans per borrower



Reporting Date	29/06/2016	
Payment date	27/06/2016	
Period No	20	
Monthly Period	May 2016	
Interest Period	from 25/05/2016	to 27/06/2016 = 33 days



**Bilkreditt 6 Limited
Monthly Investor Report**

16.a Amortization Profile



Reporting Date	29/06/2016	
Payment date	27/06/2016	
Period No	20	
Monthly Period	May 2016	
Interest Period	from 25/05/2016	to 27/06/2016 = 33 days

Period	TOTAL					
	Opening balance	Closing balance	Amortization	Interest	Yield	Percentage
1	3.096.250.778	3.041.157.298	55.093.480	15.213.270	5,90%	98,22%
2	3.041.157.298	2.984.403.101	56.754.197	14.942.288	5,90%	96,39%
3	2.984.403.101	2.927.696.350	56.706.751	14.662.101	5,90%	94,56%
4	2.927.696.350	2.870.806.636	56.889.714	14.381.229	5,89%	92,72%
5	2.870.806.636	2.808.480.861	62.325.775	14.076.819	5,88%	90,71%
6	2.808.480.861	2.748.033.363	60.447.498	13.781.307	5,89%	88,75%
7	2.748.033.363	2.686.116.629	61.916.733	13.478.935	5,89%	86,75%
8	2.686.116.629	2.624.993.541	61.123.088	13.181.338	5,89%	84,78%
9	2.624.993.541	2.563.557.797	61.435.745	12.879.076	5,89%	82,80%
10	2.563.557.797	2.500.172.305	63.385.492	12.572.380	5,89%	80,75%
11	2.500.172.305	2.442.477.883	57.694.422	12.286.051	5,90%	78,89%
12	2.442.477.883	2.385.230.598	57.247.285	12.002.419	5,90%	77,04%
13	2.385.230.598	2.324.010.832	61.219.766	11.705.063	5,89%	75,06%
14	2.324.010.832	2.265.970.585	58.040.247	11.420.711	5,90%	73,18%
15	2.265.970.585	2.211.951.020	54.019.566	11.154.092	5,91%	71,44%
16	2.211.951.020	2.157.285.502	54.665.518	10.883.999	5,90%	69,67%
17	2.157.285.502	2.102.652.879	54.632.617	10.613.146	5,90%	67,91%
18	2.102.652.879	2.048.950.209	53.702.670	10.346.640	5,90%	66,18%
19	2.048.950.209	1.993.598.599	55.351.610	10.072.457	5,90%	64,39%
20	1.993.598.599	1.939.741.785	53.856.814	9.805.069	5,90%	62,65%

Amortization profile (first 20 periods)

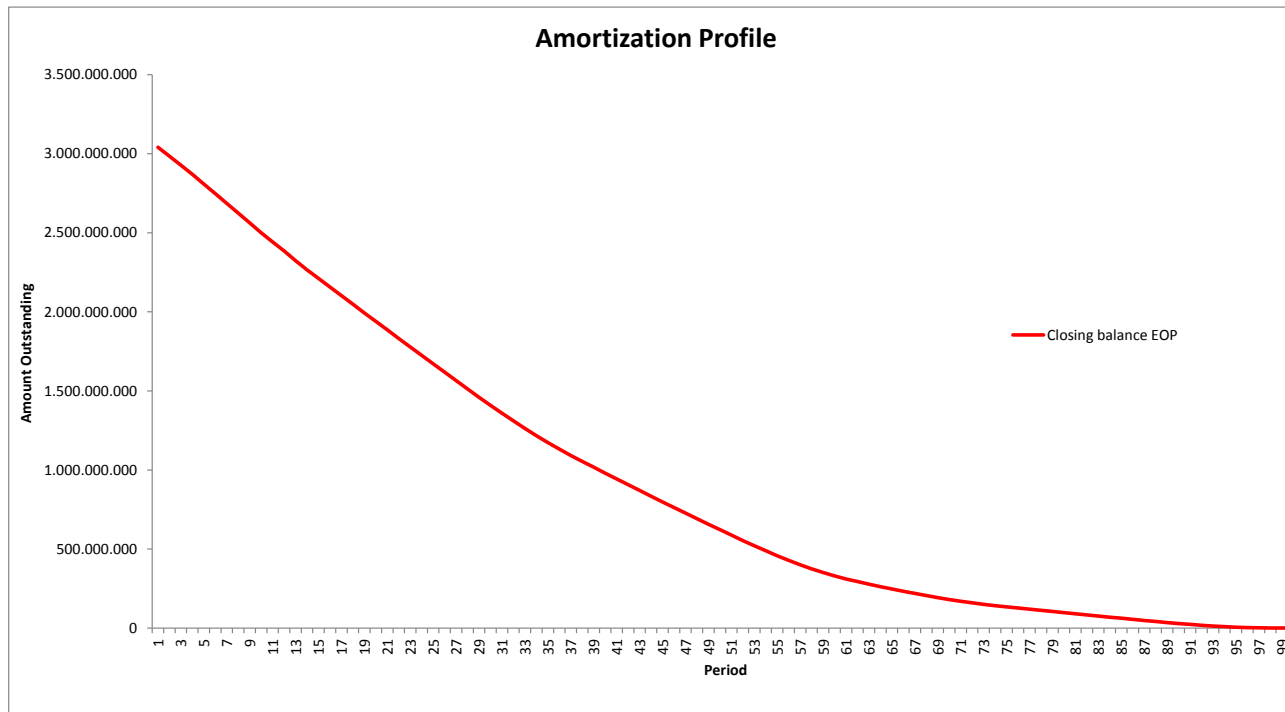
Santander Consumer Bank AS
Strandveien 18
PO Box 177
N-1325 Lysaker
Tel.: +47 21 08 30 00
Fax.: +47 21 08 33 68

Bilkreditt 6 Limited
Monthly Investor Report

16.b Amortization Profile



Reporting Date	29/06/2016					
Payment date	27/06/2016					
Period No	20					
Monthly Period	May 2016					
Interest Period	from	25/05/2016	to	27/06/2016	=	33 days



Bilkreditt 6 Limited
Monthly Investor Report

17.a Payment Holidays



Reporting Date	29/06/2016	
Payment date	27/06/2016	
Period No	20	
Monthly Period	May 2016	
Interest Period	from 25/05/2016	to 27/06/2016 = 33 days

TOTAL				
Period	No	Number of periods granted	Sum of payments	
2014 09	422	668	2.473.608	
2014 10	468	769	2.811.117	
2014 11	638	1.006	3.422.857	
2014 12	671	950	3.287.556	
2015 01	591	960	3.441.673	
2015 02	612	945	3.265.701	
2015 03	682	957	3.179.948	
2015 04	409	583	2.033.832	
2015 05	325	475	1.789.983	
2015 06	400	596	2.192.352	
2015 07	405	564	2.024.155	
2015 08	346	511	1.817.938	
2015 09	402	592	2.231.935	
2015 10	397	625	2.178.887	
2015 11	525	787	2.833.672	
2015 12	436	608	2.096.672	
2016 01	363	566	1.853.726	
2016 02	456	674	2.362.145	
2016 03	480	682	2.392.550	
2016 04	370	557	1.890.991	
2016 05	308	488	1 772 645	
Total	9.706	14.563	51.353.942	

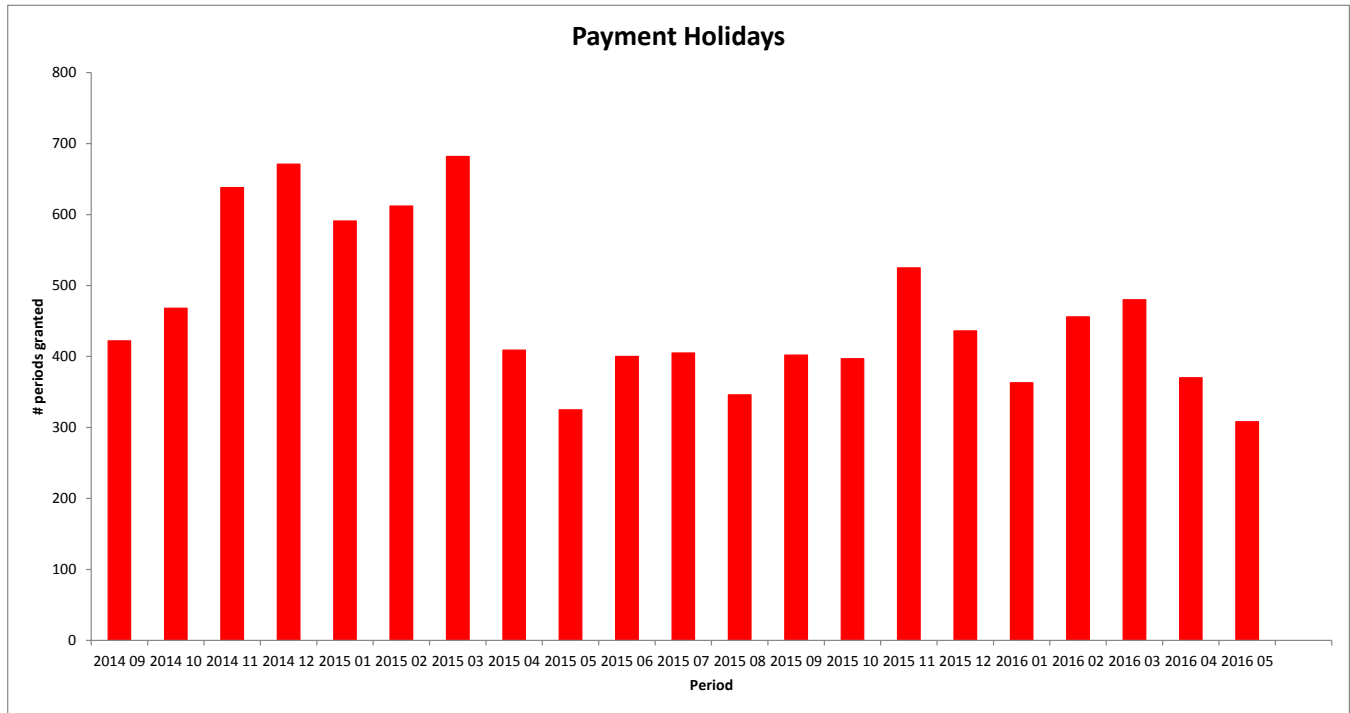
Santander Consumer Bank AS
 Strandveien 18
 PO Box 177
 N-1325 Lysaker
 Tel.: +47 21 08 30 00
 Fax.: +47 21 08 33 68

Bilkreditt 6 Limited
Monthly Investor Report

17.b Payment Holidays



Reporting Date	29/06/2016				
Payment date	27/06/2016				
Period No	20				
Monthly Period	May 2016				
Interest Period	from	25/05/2016	to	27/06/2016	= 33 days



Bilkreditt 6 Limited
Monthly Investor Report

18.a Payment Holidays >31dpd



Reporting Date	29/06/2016	
Payment date	27/06/2016	
Period No	20	
Monthly Period	May 2016	
Interest Period	from 25/05/2016	to 27/06/2016 = 33 days

TOTAL			
Period	No	Number of periods granted	Sum of payments
201409	0	0	0
201410	0	0	0
201411	0	0	0
201412	0	0	0
201501	0	0	0
201502	0	0	0
201503	0	0	0
201504	0	0	0
201505	0	0	0
201506	1	1	4.979
201507	0	0	0
201508	0	0	0
201509	0	0	0
201510	0	0	0
201511	0	0	0
201512	0	0	0
201601	1	1	234
201602	1	1	1646
201603	0	0	0
201604	0	0	0
201605	0	0	0
Total	3	3	6.859

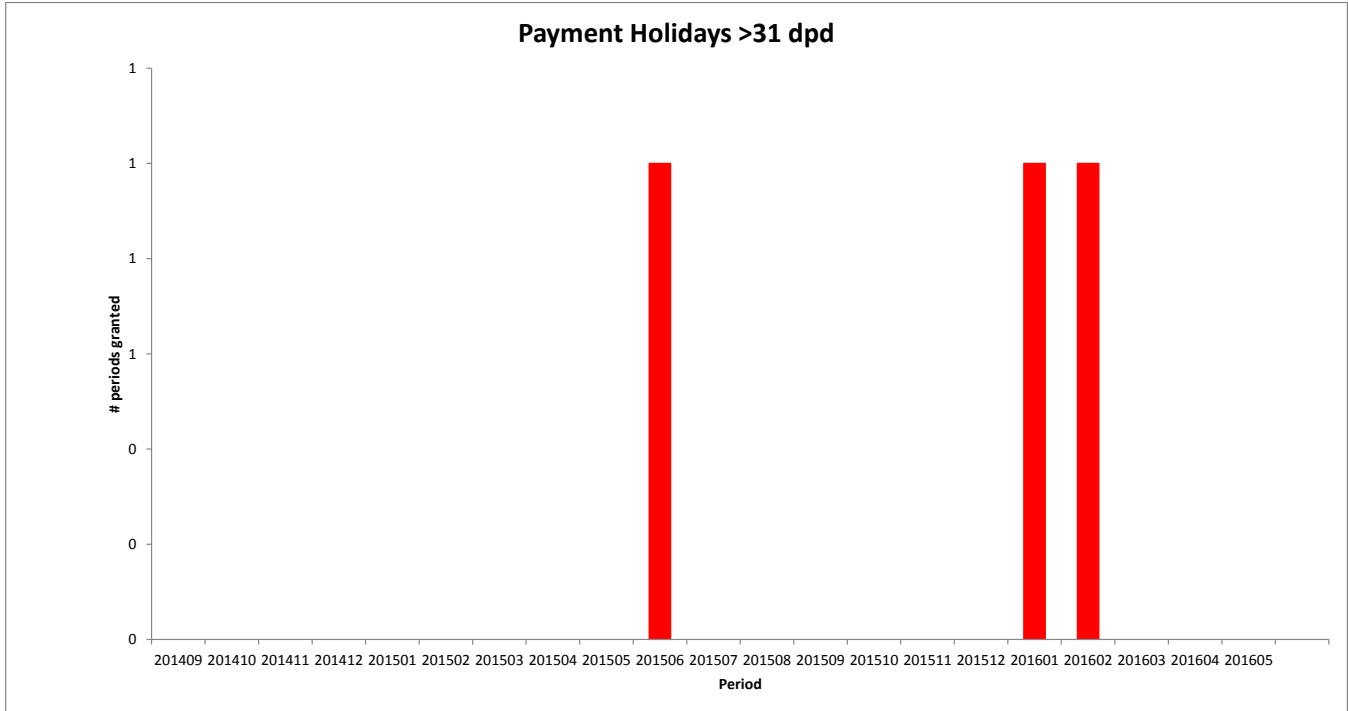
Payment Holiday

Bilkreditt 6 Limited
Monthly Investor Report

18.b Payment Holidays >31dpd



Reporting Date	29/06/2016					
Payment date	27/06/2016					
Period No	20					
Monthly Period	May 2016					
Interest Period	from	25/05/2016	to	27/06/2016	=	33 days



Bilkreditt 6 Limited
Monthly Investor Report

19.a Dynamic Interest rate



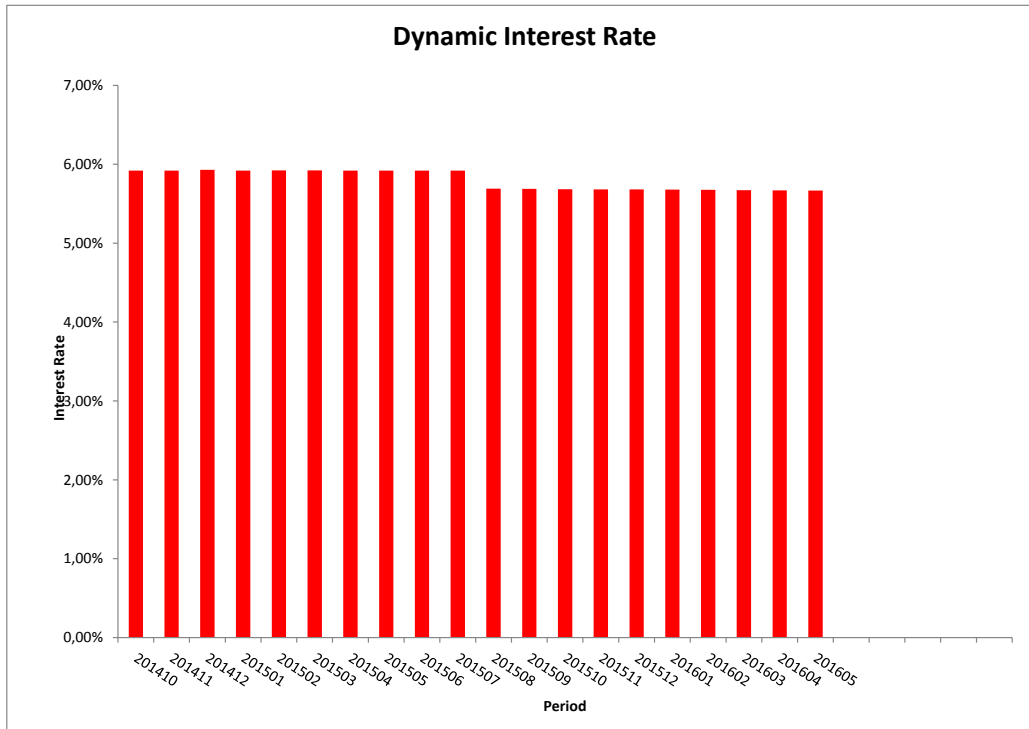
Reporting Date	29/06/2016
Payment date	27/06/2016
Period No	20
Monthly Period	May 2016
Interest Period	from 25/05/2016 to 27/06/2016 = 33 days

TOTAL		
Period	Closing balance	WA Interest rate
201410	6.291.509.803	5,92%
201411	6.101.331.658	5,92%
201412	5.921.297.542	5,93%
201501	5.743.022.268	5,92%
201502	5.560.862.225	5,92%
201503	5.350.395.184	5,92%
201504	5.178.835.429	5,92%
201505	4.992.168.467	5,92%
201506	4.781.116.475	5,92%
201507	4.603.690.293	5,92%
201508	4.439.966.927	5,69%
201509	4.250.796.432	5,69%
201510	4.080.309.312	5,68%
201511	3.917.232.298	5,68%
201512	3.773.068.908	5,68%
201601	3.646.956.602	5,68%
201602	3.505.498.727	5,68%
201603	3.367.211.600	5,67%
201604	3.228.377.234	5,67%
201605	3.096.250.778	5,67%

Bilkreditt 6 Limited
Monthly Investor Report

19.b Dynamic Interest Rate

Reporting Date	29/06/2016		
Payment date	27/06/2016		
Period No	20		
Monthly Period	May 2016		
Interest Period	from	25/05/2016	to 27/06/2016 = 33 days



**Bilkreditt 6 Limited
Monthly Investor Report**

20.a Borrower Type



Reporting Date	29/06/2016
Payment date	27/06/2016
Period No	20
Monthly Period	May 2016
Interest Period	from 25/05/2016 to 27/06/2016 = 33 days

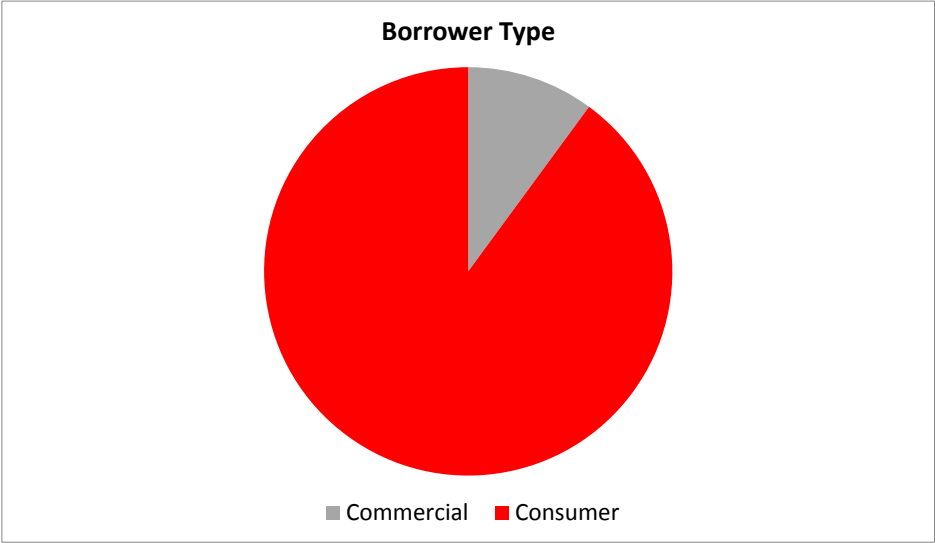
Borrower Type	TOTAL					
	Borrower type	No	Outstanding balance	%	WA months to maturity	WA seasoning
	Commercial	1.838	312.172.387	10,08%	42,7	27,3
	Consumer	20.082	2.784.078.391	89,92%	61,5	27,2
	Total	21.920	3.096.250.778	100%	59,6	27,3

**Bilkreditt 6 Limited
Monthly Investor Report**

20.b Borrower Type



Reporting Date	29/06/2016	
Payment date	27/06/2016	
Period No	20	
Monthly Period	May 2016	
Interest Period	from	25/05/2016 to 27/06/2016 = 33 days



Bilkreditt 6 Limited
Monthly Investor Report

21.a Vehicle Condition



Reporting Date	29/06/2016	
Payment date	27/06/2016	
Period No	20	
Monthly Period	May 2016	
Interest Period	from	25/05/2016 to 27/06/2016 = 33 days

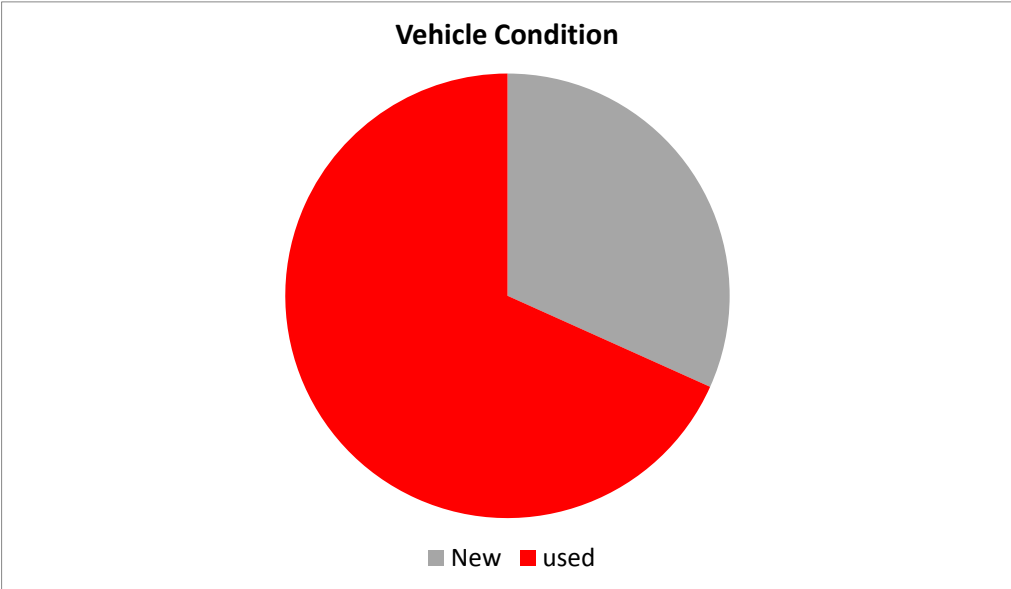
Vehicle condition	TOTAL					
	Vehicle condition	No	Outstanding balance	%	WA months to maturity	WA seasoning
	New	5.148	982.087.041	31,72%	60,9	27,2
	used	16.772	2.114.163.737	68,28%	59,0	27,3
		21.920	3.096.250.778	100%	59,6	27,3

**Bilkreditt 6 Limited
Monthly Investor Report**

21.b Vehicle Condition



Reporting Date	29/06/2016
Payment date	27/06/2016
Period No	20
Monthly Period	May 2016
Interest Period	from 25/05/2016 to 27/06/2016 = 33 days



**Bilkreditt 6 Limited
Monthly Investor Report**

22.a Downpayment



Reporting Date	29/06/2016	
Payment date	27/06/2016	
Period No	20	
Monthly Period	May 2016	
Interest Period	from 25/05/2016	to 27/06/2016 = 33 days

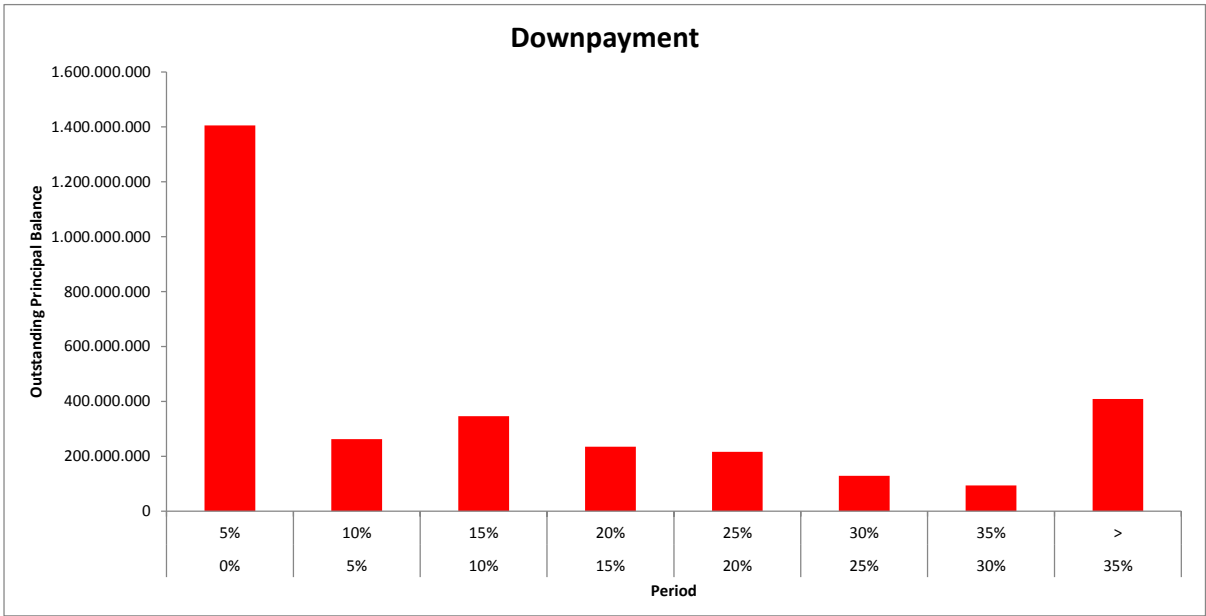
		TOTAL						
Downpayment %	Min (>=)	Max (<)	No	Outstanding balance	%	WA months to maturity	WA seasoning	
	0%	5%	9.421	1.405.122.117	45,38%	59,6	27,3	
	5%	10%	1.605	262.607.167	8,48%	63,2	27,4	
	10%	15%	2.134	346.436.241	11,19%	62,1	27,3	
	15%	20%	1.573	234.536.698	7,57%	62,0	27,3	
	20%	25%	1.486	216.250.417	6,98%	60,0	27,3	
	25%	30%	998	128.737.948	4,16%	58,0	27,1	
	30%	35%	692	93.967.957	3,03%	57,8	27,2	
	35%	>	4.011	408.592.233	13,20%	54,3	27,1	
			21.920	3.096.250.778	100%	59,6	27,3	

**Bilkreditt 6 Limited
Monthly Investor Report**

22.b Downpayment



Reporting Date	29/06/2016		
Payment date	27/06/2016		
Period No	20		
Monthly Period	May 2016		
Interest Period	from	25/05/2016	to 27/06/2016 = 33 days



**Bilkreditt 6 Limited
Monthly Investor Report**

23.a Repayment Type



Reporting Date	29/06/2016
Payment date	27/06/2016
Period No	20
Monthly Period	May 2016
Interest Period	from 25/05/2016 to 27/06/2016 = 33 days

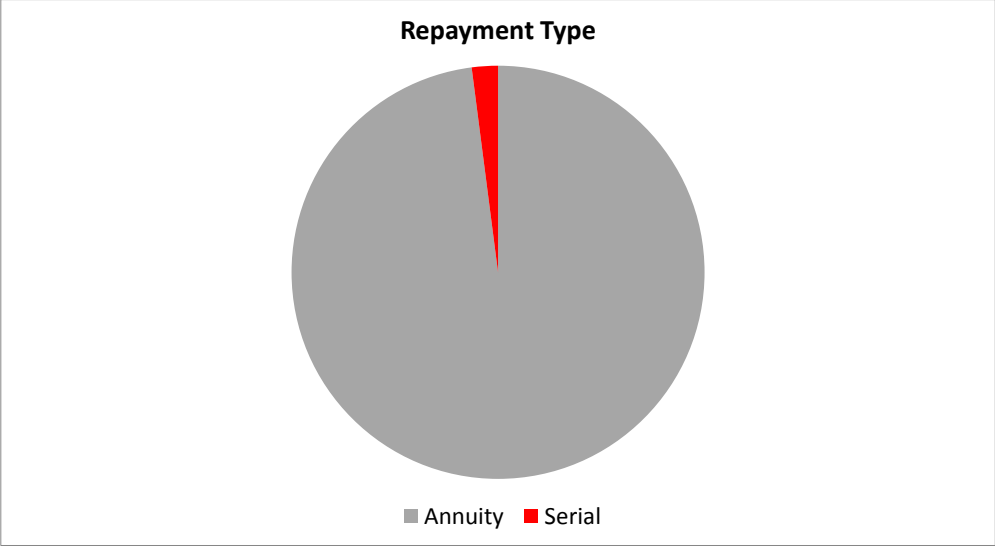
Repayment Type	TOTAL					
	Repayment Type	No	Outstanding balance	%	WA months to maturity	WA seasoning
	Annuity	21.578	3.033.020.736	97,96%	60,1	27,2
	Serial	342	63.230.042	2,04%	34,1	27,7
		21.920	3.096.250.778	100%	59,6	27,3

Bilkreditt 6 Limited
Monthly Investor Report

23.b Repayment Type



Reporting Date	29/06/2016
Payment date	27/06/2016
Period No	20
Monthly Period	May 2016
Interest Period	from 25/05/2016 to 27/06/2016 = 33 days



Bilkreditt 6 Limited
Monthly Investor Report

24.a Dynamic Pre-Payments



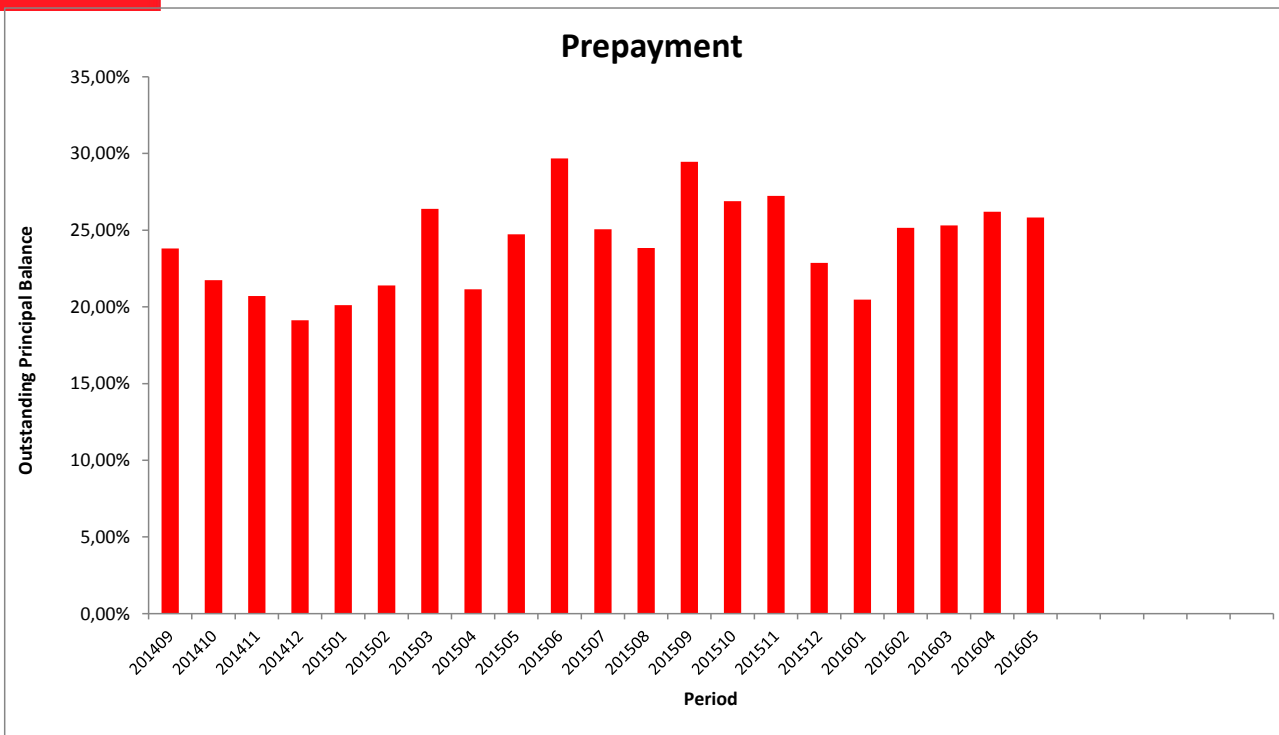
Reporting Date	29/06/2016
Payment date	27/06/2016
Period No	20
Monthly Period	May 2016
Interest Period	from 25/05/2016 to 27/06/2016 = 33 days

TOTAL				
Period	Sum of Pre-Payments	Closing Balance	CPR Annual	
201409	145.683.945	6.500.760.396	23,8 %	
201410	127.205.834	6.291.509.803	21,7 %	
201411	116.798.165	6.101.331.658	20,7 %	
201412	103.808.480	5.921.297.542	19,1 %	
201501	106.467.707	5.743.022.268	20,1 %	
201502	110.430.042	5.560.862.225	21,4 %	
201503	134.862.136	5.350.395.184	26,4 %	
201504	101.488.681	5.178.835.429	21,1 %	
201505	116.788.734	4.992.168.467	24,7 %	
201506	138.251.361	4.781.116.475	29,7 %	
201507	109.377.034	4.603.622.942	25,1 %	
201508	99.589.130	4.439.966.927	23,8 %	
201509	121.826.401	4.250.796.432	29,5 %	
201510	105.158.550	4.080.309.312	26,9 %	
201511	102.410.488	3.917.232.298	27,2 %	
201512	80.760.598	3.773.068.908	22,9 %	
201601	68.947.897	3.646.956.602	20,5 %	
201602	83.600.267	3.505.498.727	25,1 %	
201603	80.877.522	3.367.211.600	25,3 %	
201604	80.692.767	3.228.377.234	26,2 %	
201605	76.149.193	3.096.250.778	25,8 %	

Bilkreditt 6 Limited
Monthly Investor Report

24.b Dynamic Pre-Payments

Reporting Date	29/06/2016		
Payment date	27/06/2016		
Period No	20		
Monthly Period	May 2016		
Interest Period	from	25/05/2016	to 27/06/2016 = 33 days



Bilkreditt 6 Limited
Monthly Investor Report

Reporting Date	29/06/2016	
Payment date	27/06/2016	
Period No	20	
Monthly Period	May 2016	
Interest Period	from 25/05/2016	to 27/06/2016 = 33 days

25. Defaults, Recoveries and Losses by Quarter of Default



Default Quarter	Default Amount	Recovery Quarter No Of Loans	2014 4			2015 1			2015 2			2015 3		
			Recoveries	Cum. Recoveries	Loss	Recoveries	Cum. Recoveries	Loss	Recoveries	Cum. Recoveries	Loss	Recoveries	Cum. Recoveries	Loss
20144	605 211	1	491 153	491 153	114 058	0	491 153	114 058	0	491 153	114 058	0	491 153	114 058
20151	3 400 026	24	-	-	-	273 225	273 225	3 126 801	679 095	952 320	2 447 706	425 436	1 377 756	2 022 270
20152	5 869 335	47	-	-	-	-	-	-	1 305 853	1 305 853	4 563 482	912 613	2 218 466	3 650 869
20153	5 645 838	51	-	-	-	-	-	-	-	-	-	178 027	178 027	5 467 811
20154	5 015 530	44	-	-	-	-	-	-	-	-	-	178 027	178 027	5 467 811
20161	4 752 267	58	-	-	-	-	-	-	-	-	-	-	-	-
20162	5 357 423	42	-	-	-	-	-	-	-	-	-	-	-	-

Default Quarter	Default Amount	Recovery Quarter No Of Loans	2015 4			2016 1			2016 2					
			Recoveries	Cum. Recoveries	Loss	Recoveries	Cum. Recoveries	Loss	Recoveries	Cum. Recoveries	Loss			
20144	605 211	1	0	491 153	114 058	0	491 153	114 058	0	491 153	114 058			
20151	3 400 026	24	57 202	1 434 958	1 965 068	46 043	1 481 001	1 919 025	17 520	1 498 521	1 901 505			
20152	5 869 335	47	577 913	2 796 379	3 072 956	236 131	3 032 510	2 836 825	17 406	3 049 916	2 819 419			
20153	5 645 838	51	751 596	929 623	4 716 215	765 750	1 695 373	3 950 465	280 222	1 975 595	3 670 243			
20154	5 015 530	44	596 706	596 706	4 418 824	1 287 267	1 883 973	3 131 557	155 292	2 039 265	2 976 265			
20161	4 752 267	58	-	-	-	157 912	157 912	4 594 355	649 322	807 234	3 945 033	-	-	-
20162	5 357 423	42	-	-	-	-	-	-	297 439	297 439	5 059 984			

Santander Consumer Bank AS
 Strandveien 18
 PO Box 177
 N-1325 Lysaker
 Tel.: +47 21 08 30 00
 Fax.: +47 21 08 33 68

Bilkredit 6 Limited
Monthly Investor Report

26. Delinquency



Reporting Date	29/06/2016	
Payment date	27/06/2016	
Period No	20	
Monthly Period	May 2016	
Interest Period	from 25/05/2016	to 27/06/2016 = 33 days

Year	Mth	Total outstanding	Accounts current	Balance current	Accounts 1-30	Balance 1-30	Accounts 30-60	Balance 30-60	Accounts 60-90	Balance 60-90	Accounts 90-120	Balance 90-120	Accounts 120-150	Balance 120-150	Accounts 150-180	Balance 150-180	New defaults Count	New defaults Balance	
2014	9	6.500.760.396	31.989	6.141.274.281		320.785.408	189	38.700.707	-	-	-	-	-	-	-	-	0	0	
	10	6.291.509.803	31.512	5.962.706.789	1.445	279.521.695	220	43.238.123	40	6.043.196	-	-	-	-	-	-	0	0	
	11	6.101.331.658	31.164	5.805.743.114	1.259	242.820.537	205	38.712.086	55	10.564.843	22	3.491.078	-	-	-	-	1	605.211	
	12	5.921.297.542	30.329	5.569.867.661	1.568	293.007.944	222	42.758.535	53	9.514.836	22	4.333.048	13	1.815.518	-	-	0	0	
2015	1	5.743.022.268	29.952	5.421.306.735	1.408	258.251.639	240	45.779.130	46	8.821.422	27	5.116.479	13	2.493.014	11	1.253.849	1	168.103	
	2	5.560.862.225	29.373	5.250.803.395	1.386	247.264.764	232	44.190.886	58	9.107.718	29	5.637.243	13	2.009.179	12	1.849.040	11	1.341.952	
	3	5.350.395.184	28.692	5.041.447.646	1.382	247.585.881	221	41.337.585	65	11.560.440	29	3.592.813	17	2.831.918	11	2.038.901	12	1.889.971	
	4	5.178.835.429	28.023	4.848.427.846	1.457	264.693.181	260	44.726.263	64	10.910.673	33	5.906.775	20	2.088.481	15	2.682.210	12	1.630.757	
	5	4.992.168.467	27.294	4.638.292.886	1.580	285.313.469	269	46.987.897	68	10.310.303	33	5.098.517	27	4.376.218	17	1.789.177	18	2.661.859	
	6	4.781.116.475	27.022	4.525.951.846	1.158	199.253.068	207	34.318.799	69	12.615.187	25	3.377.537	25	3.506.038	19	2.094.000	17	1.576.719	
	7	4.603.622.942	26.360	4.352.466.659	1.164	201.610.621	192	33.422.158	59	7.297.840	28	3.424.134	18	2.524.966	20	2.876.564	17	1.460.712	
	8	4.439.966.927	25.572	4.160.340.987	1.340	225.845.415	234	37.162.478	58	8.997.946	24	2.208.306	23	3.146.878	17	2.264.917	15	2.043.790	
	9	4.250.796.432	24.949	3.985.557.689	1.260	213.192.289	234	35.048.504	67	9.625.040	26	3.313.349	17	1.605.563	19	2.453.998	19	2.141.336	
	10	4.080.309.312	24.347	3.838.979.474	1.181	188.053.873	235	37.379.037	60	8.526.270	32	4.401.709	18	2.046.976	10	921.973	17	2.185.254	
	11	3.917.232.298	23.637	3.648.605.893	1.305	219.766.991	208	32.268.016	68	8.964.384	29	2.443.437	25	3.561.579	13	1.621.998	12	920.915	
	12	3.773.068.908	23.281	3.552.501.196	1.160	173.318.860	214	30.829.685	68	9.701.485	26	3.126.309	24	2.034.417	16	1.556.956	15	1.909.361	
2016	1	3.646.956.602	22.735	3.419.025.410	1.180	175.694.408	228	33.968.149	59	7.929.131	36	5.601.863	25	3.035.520	22	1.702.121	12	946.899	
	2	3.505.498.727	22.083	3.259.749.815	1.271	195.375.497	208	32.741.753	62	7.554.209	25	2.977.618	27	4.322.542	23	2.777.293	24	1.656.035	
	3	3.367.211.600	21.532	3.127.867.724	1.171	182.618.160	237	35.915.196	69	10.232.200	40	4.839.192	17	2.207.523	25	3.531.605	22	2.149.333	
	4	3.228.377.234	21.069	3.016.728.422	1.103	167.174.598	187	26.496.989	63	8.558.590	36	4.527.351	26	3.226.236	17	1.665.048	26	3.923.799	
	5	3.096.250.778	20.483	2.882.122.726	1.085	162.774.195	208	31.250.492	62	10.050.130	33	3.746.420	23	3.201.782	26	3.105.033	16	1.433.624	
	6																		
	7																		
	8																		
	9																		
	10																		
	11																		
	12																		

Bilcreditt 6 Limited
Monthly Investor Report

27. Priority of Payments

Reporting Date	29/06/2016		
Payment date	27/06/2016		
Period No	20		
Monthly Period	May 2016		
Interest Period	from	25/05/2016	to 27/06/2016 = 33 days



Priority of Payments

Available Distribution Amount	+	216.021.875,30	NOK	16.237.238,16	EUR
Senior Expenses	-	1.474.306,75	NOK		
Class A Notes Interest	-	2.722.290,83	NOK	5.486,80	EUR
Class B Notes Interest (prior to Principal Deficiency Trigger Event)	-	986.975,00	NOK		
Liquidity Reserve	-	25.827.017,87	NOK		
Class A Principal	-	132.126.456,00	NOK	16.231.751,35	EUR
Class B Interest (Post Principal Deficiency Trigger Event)	-	-	NOK		
Class B Principal	-	-	NOK		
Payments to the Reserve Fund	-	38.740.526,81	NOK		
Class C Notes Interest	-	660.564,00	NOK		
Class C notes Principal	-	-	NOK		
Interest Subordinated Loan, Principal Subordinated Loan	-	3.870.772,89	NOK		
Swap Subordinated Amounts	-	-	NOK		
Amounts due to seller for deemed collections refunded, refunds etc	-	-	NOK		
Payments to Seller	=	9.612.965,14	NOK	-	EUR

Bil kreditt 6 Limited
Monthly Investor Report

28. Transaction Costs



Reporting Date 29/06/2016
Payment date 27/06/2016
Period No 20
Monthly Period May 2016
Interest Period from 25/05/2016 to 27/06/2016 = 33 days

Transaction Costs	All Notes	Class A	Class B	Class C
Senior Expenses	1.474.306,75 NOK			
Interest accrued for the Period	4.369.829,83 NOK	2.722.290,83 NOK	986.975,00 NOK	660.564,00 NOK
Cumulative Interest accrued	166.319.004,77 NOK	127.017.576,77 NOK	23.625.582,00 NOK	15.675.846,00 NOK
Interest Payments	4.369.829,83 NOK	2.722.290,83 NOK	986.975,00 NOK	660.564,00 NOK
Cumulative Interest Payments	166.319.004,77 NOK	127.017.576,77 NOK	23.625.582,00 NOK	15.675.846,00 NOK
Interest accrued on Subordinated Loan for the Period	794.085,57 NOK			
Cumulative Interest accrued on Subordinated Loan	24.162.022,89 NOK			
Interest Payments on Subordinated Loan	794.085,57 NOK			
Cumulative Interest Payments on Subordinated Loan	24.162.022,89 NOK			
Unpaid Interest for the Period	- NOK			
Cumulative Unpaid Interest	- NOK			

Bilcreditt 6 Limited
Monthly Investor Report

29. Swap Counterparty Data



Reporting Date	29/06/2016
Payment date	27/06/2016
Period No	20
Monthly Period	May 2016
Interest Period from	25/05/2016 to 27/06/2016 = 33 days

Swap Counterparty Data

Swap Counterparty Provider Abbey National Treasury Services plc
Swap Rating Trigger Breach
Swap Collateral posted - EUR

Swap Data

Swap Type	Cross Currency Swap
Swap Opening Balance	2.320.134.234,00 NOK 285.028.775,68 EUR
1M Nibor (Notes, Swap) (2 days prior to interest period begin date)	0,8400 %
1M Euribor (Notes, Swap)	-0,3490 %
Gross Amount Due to Swap Counterparty	134.848.746,83 NOK
Gross Amount Due from Swap Counterparty	16.237.238,16 EUR
EUR/NOK spot rate	N/A

Bilkreditt 6 Limited
Monthly Investor Report

30. Contact Details



Santander Consumer Bank AS

Financial Markets

Anders Bruun-Olsen	+47 21 08 37 70
Priscilla Halverson	+47 21 08 37 72
Thomas Andrén-Johansen	+47 91 82 42 44
Joachim Joveng Rogne	+47 48 23 86 32

anders.bruun.olsen@santanderconsumer.no
priscilla.halverson@santanderconsumer.no
thomas.andren.johansen@santanderconsumer.no
joachim.joveng.rogne@santanderconsumer.no

Risk

Carlos Palao Dolado	+47 47 73 72 14
Tatiana Sushko	+47 21 08 37 54

carlos.palao.dolado@santanderconsumer.no
tatiana.sushko@santanderconsumer.no

Reporting Date	29/06/2016
Payment date	27/06/2016
Period No	20
Monthly Period	May 2016
Interest Period	from 25/05/2016 to 27/06/2016 = 33 days