

Bil kreditt 6 DAC
Monthly Investor Report

Cover Sheet Monthly Investor Report



Reporting Date	01.03.2017		Following payment dates:		27.03.2017
Payment date	27.02.2017				25.04.2017
Period No	28				
Monthly Period	Jan 2017				
Interest Period	from	25.01.2017	to	27.02.2017	= 33 days
Cut-Off Date	31.01.2017				

Index	Page	
1	Portfolio Information	2
2	Amount Due for Distribution	3
3	Reserve Accounts	4
4	Performance Data	5
5	Outstanding Notes	6
6	Counterparty Ratings, Trigger Levels and Consequences	7
7	Original Principal Balance	8
7	Original PB (Graph)	9
8 a	Outstanding principal Balance	10
8 b	Outstanding PB (Graph)	11
9 a	Geographical Distribution	12
9 b	Geographical (Graph)	13
10 a	Interest Rate	14
10 b	Interest Rate (Graph)	15
11 a	Remaining Terms	16
11 b	Remaining Terms (Graph)	17
12 a	Seasoning	18
12 b	Seasoning (Graph)	19
13 a	Vehicle Type	20
13 b	Vehicle Type (Graph)	21
14 a	Hybrid loans as % of other loans	22
14 b	Hybrid loans as % of other loans (Graph)	23
15 a	Loans per borrower	24
15 b	Loans per borrower (Graph)	25
16 a	Amortization Profile	26
16 b	Amortization Profile (Graph)	27
17 a	Payment Holidays	28
17 b	Payment Holidays (Graph)	29
18 a	Payment Holidays (>31dpd)	30
18 b	Payment Holidays (>31dpd) (Graph)	31
19 a	Dynamic Interest Rate	32
19 b	Dynamic Interest Rate (Graph)	33
20 a	Borrower Type	34
20 b	Borrower Type (Graph)	35
21 a	Vehicle Condition	36
21 b	Vehicle Condition (Graph)	37
22 a	Downpayment	38
22 b	Downpayment (Graph)	39
23 a	Repayment Type	40
23 b	Repayment Type (Graph)	41
24 a	Dynamic Pre-Payments	42
24 b	Dynamic Pre-Payments (Graph)	43
25	Defaults, Recoveries and Losses by Quarter of Default	44
26	Dynamic Delinquency	45
27	Priority of Payments	46
28	Transaction Costs	47
29	Swap Counterparty Data	48
30	Contact Details	49

Bilkreditt 6 DAC
Monthly Investor Report

1. Portfolio Information



Reporting Date	01.03.2017	
Payment date	27.02.2017	
Period No	28	
Monthly Period	Jan 2017	
Interest Period	from 25.01.2017	to 27.02.2017 = 33 days

	Current Period	Previous Period
	Aggregated Outstanding Principal Amount	Aggregated Outstanding Principal Amount
Outstanding receivables		
Opening balance	2 276 170 623,00 NOK	2 370 161 805,00 NOK
Scheduled Loan Principal Repayments	45 477 594,00 NOK	44 220 322,00 NOK
Prepayments	58 517 978,00 NOK	48 341 613,00 NOK
Deemed Collections - Other	-	-
Deemed Collections - CPI Single Premium Cancellations	320 888,00 NOK	300 294,00 NOK
Total Principal Payments Received	104 316 460,00 NOK	92 862 229,00 NOK
	-	-
New Defaulted Auto Loans in Period	2 599 234,00 NOK	1 857 207,00 NOK
Total New Defaults	2 599 234,00 NOK	1 857 207,00 NOK
Capitalised Interest (due to Repayment Holidays)	574 518,00 NOK	728 254,00 NOK
Closing Balance	2 169 829 447,00 NOK	2 276 170 623,00 NOK
Cumulative Capitalised Interest (Amount)		
Open	25 531 646,00 NOK	24 803 392,00 NOK
New	574 518,00 NOK	728 254,00 NOK
Close	26 106 164,00 NOK	25 531 646,00 NOK
Total revenue collections		
Revenue and fees received on loan balances	12 056 446,00 NOK	11 925 032,00 NOK
Recoveries on loans in default	1 555 970,00 NOK	2 129 850,00 NOK
Total Revenue Received in Period	13 612 416,00 NOK	14 054 882,00 NOK
# Loans		
At beginning of period	18 030 Loans	18 505 Loans
Paid in Full	522 Loans	457 Loans
Repurchased (Deemed Collections)	-	-
New loans into default	27 Loans	18 Loans
At end of period	17 481 Loans	18 030 Loans
Weighted Average Loan Return	6,60 %	
Average NIBOR + Weighted Average Loan Threshold	4,05 %	

Bilkreditt 6 DAC
Monthly Investor Report

2. Amount Due for Distribution



Reporting Date	01.03.2017			
Payment date	27.02.2017			
Period No	28			
Monthly Period	Jan 2017			
Interest Period	from 25.01.2017	to 27.02.2017	=	33 days

Available Distribution Amount

	Current Period		Previous Period	
a. Reserve Fund	47 403 236,10 NOK		49 653 442,52 NOK	
b. Collections (Principal, interest, fees, etc)	117 928 876,00 NOK		106 917 111,00 NOK	
c. Swap Counterparty payment to the Issuer	0,00 NOK	13 064 026,54 EUR	0,00 NOK	11 546 967,94 EUR
d. Stamp Duty, Taxes, Liabilities, etc Paid by the Seller to the Issuer	0,00 NOK		0,00 NOK	
e. Default Interest, Indemnities, etc Paid by the Seller to the Issuer	0,00 NOK		0,00 NOK	
f. Other Amounts Paid by the Seller to the Issuer	0,00 NOK		0,00 NOK	
g. Interest/Investment Return Earned and Paid by the Seller or the Collections Account Bank to the Issuer	-1 089,02 NOK		-767,61 NOK	
h. Commingling Reserve	0,00 NOK		0,00 NOK	
i. CPI Reserve	0,00 NOK		0,00 NOK	
Total Amount for Distribution (Pre-Enforcement Waterfall)	165 331 023,08 NOK	13 064 026,54 EUR	156 569 785,91 NOK	11 546 967,94 EUR

Bilkreditt 6 DAC
Monthly Investor Report

3. Reserve Accounts



Reporting Date	01.03.2017
Payment date	27.02.2017
Period No	28
Monthly Period	Jan 2017
Interest Period	from 25.01.2017 to 27.02.2017 = 33 days

Note Balance

Beginning of Period	2 276 170 623,00	NOK
End of Period	2 169 829 447,00	NOK

Reserve Fund

	in %		
Beginning of Period	1,2 %	28 441 941,66	NOK
Cash Outflow		28 441 941,66	NOK
Cash Inflow		27 314 047,48	NOK
End of Period	1,2 %	27 314 047,48	NOK
Required Reserve Amount	1,2 %	27 314 047,48	NOK

Liquidity Balance

Beginning of Period	0,8 %	18 961 294,44	NOK
Cash Outflow		18 961 294,44	NOK
Cash Inflow		18 209 364,98	NOK
End of Period	0,8 %	18 209 364,98	NOK
Required Reserve Amount	0,8 %	18 209 364,98	NOK

Supplementary Liquidity Ledger

Beginning of Period	-	NOK
Cash Outflow	-	NOK
Cash Inflow	-	NOK
End of Period	-	NOK
Required Reserve Amount	-	NOK

Commingling Reserve

Beginning of Period	119 836 152,34	NOK
Cash Outflow	2 941 771,29	NOK
Drawings from Commingling Reserve	-	NOK
Cash Inflow	-	NOK
End of Period	116 894 381,04	NOK
Required Commingling Reserve Fund	116 894 381,04	NOK

CPI Reserve

Beginning of Period	-	NOK
Cash Outflow (to Servicer)	-	NOK
Drawings	-	NOK
Cash Inflow (from Servicer)	-	NOK
End of Period	-	NOK
Required CPI Reserve Fund	-	NOK

Set-off from Deposits

No borrowers whose loans were sold to Bilkreditt 6 held deposits with Santander Consumer Bank AS. The risk of set-off from deposits is therefore zero.

Bilkreditt 6 DAC
Monthly Investor Report

4. Performance Data



Reporting Date	01.03.2017	
Payment date	27.02.2017	
Period No	28	
Monthly Period	Jan 2017	
Interest Period	from 25.01.2017	to 27.02.2017 = 33 days

Note Balance

Beginning of Period	2 276 170 623,00	NOK
End of Period	2 169 829 447,00	NOK

Portfolio Performance:

Performing Receivables:

	NOK	%	# loans
Current	2 023 768 889,00	93,27 %	16 349
1-29 days past due	108 987 823,00	5,02 %	818
		0,00 %	

Delinquent Receivables:

30-59 days past due	19 691 110,00	0,91 %	161
60-89 days past due	8 333 901,00	0,38 %	67
90-119 days past due	3 404 727,00	0,16 %	35
120-149 days past due	3 816 370,00	0,18 %	30
150-179 days past due	1 826 627,00	0,08 %	21
Total Performing and Delinquent	2 169 829 447,00	100,00 %	17 481

Current Period Defaults	2 599 234,00	27
Cumulative Defaults	49 780 403,00	445
Current Period Recoveries	1 555 970,00	
Cumulative Recoveries	22 501 431,00	

Bilkreditt 6 DAC
Monthly Investor Report

5. Outstanding Notes



Reporting Date	01.03.2017				
Payment date	27.02.2017				
Period No	28				
Monthly Period	Jan 2017				
Interest Period	from	25.01.2017	to	27.02.2017	= 33 days

1. Note Balance

	All Notes	Class A	Class B	Class C	Class C
General Note Information					
ISIN Code		XS1101828561	XS1101831516	N/A	
Currency		EUR	NOK	NOK	
Initial Tranching	100 %	86,50 %	8,25 %	5,25 %	
Legal Final Maturity Date		25.07.2029	25.07.2029	25.07.2029	
Rating (Fitch/Moody's)		Aaa(sf)/AAA(sf)	A1(sf)/A(sf)	Unrated	
Initial Notes Aggregate Principal Outstanding Balance	6 728 343 000,00 NOK	715 000 000,00 EUR	555 000 000,00 NOK	353 000 000,00 NOK	243 000,00 NOK
Initial Nominal per Note		100 000,00 EUR	1 000 000,00 NOK	1 000 000,00 NOK	1 000,00 NOK
Initial Number of Notes per Class		7150	555	353	243
Current Note Information					
Class Principal Outstanding Opening Balance		168 050 076,54 EUR	555 000 000,00 NOK	353 000 000,00 NOK	243 000,00 NOK
Available Distribution Amount	165 331 023,08 NOK				
Amortisation	106 341 176,00 NOK				
Redemption per Class		13 064 026,54 EUR	- NOK	- NOK	- NOK
Redemption per Note		1 827,14 EUR	- NOK	- NOK	- NOK
Class Principal Outstanding Closing Balance	2 169 829 447,00 NOK	154 986 050,00 EUR	555 000 000,00 NOK	353 000 000,00 NOK	243 000,00 NOK
Current Tranching		58,14 %	25,58 %	16,27 %	0,01 %
Current Pool Factor		0,22	1,00	1,00	1,00

2. Payments to Investors per Note

	All Notes	Class A	Class B	Class C	Class C
Interest rate Basis: 1-M EURIBOR / Spread	-0,3720 %				
Interest Rate Basis: 1-M NIBOR / Spread	0,7700 %	0,3700 %	1,1000 %	1,2000 %	
Day Count Convention		(ACT/360)	(ACT/360)	(ACT/360)	
Interest Days	33				
Principal Outstanding per Note Beginning of Period		23 503,51 EUR	1 000 000,00 NOK	1 000 000,00 NOK	1 000,00 NOK
>Principal Repayment per note		1 827,14 EUR	- NOK	- NOK	- NOK
Principal Outstanding per Note End of Period		21 676,37 EUR	1 000 000,00 NOK	1 000 000,00 NOK	1 000,00 NOK
>Interest accrued for the period		- EUR	1 714,17 NOK	1 805,83 NOK	1,81 NOK
Interest Payment	1 589 261,00 NOK	- EUR	951 363,00 NOK	637 459,18 NOK	438,82 NOK
Interest Payment per Note		- EUR	1 714,17 NOK	1 805,83 NOK	1,81 NOK

3. Credit Enhancements

Initial total CE (Subordination, Reserve)		15,50 %	7,25 %	2,00 %	
Current CE (incl. Excess Spread)		47,30 %	21,72 %	5,44 %	
Current CE (excl. Excess Spread)		43,96 %	18,38 %	2,10 %	

We hereby confirm that the Seller confirms its ongoing retention of a net economic interest of at least 5% in accordance with Article 405 of the CRR and Article 51 of the AIFMR.

**Bilkreditt 6 DAC
Monthly Investor Report**

6. Counterparty Ratings, Trigger Levels and Consequences



Reporting Date 01.03.2017
 Payment date 27.02.2017
 Period No 28
 Monthly Period Jan 2017
 Interest Period: 25.01.2017 to 27.02.2017 = 33 days

Transaction Role	Counterparty	Rating Triggers								Trigger breached	Summary of Contractual Requirements if Rating Trigger Breach	
		Short Term				Long Term						
		S&P	Moody's	S&P	Moody's	S&P	Moody's	S&P	Moody's			
Criteria	Current	Criteria	Current	Criteria	Current	Criteria	Current	Criteria	Current			
Issuer	Bilkreditt 6 Limited		No rating		No rating		No rating		No rating	N/A		
Seller	Santander Consumer Bank AS		No rating		No rating		No rating		No rating	N/A		
Servicer	Santander Consumer Bank AS		No rating		No rating		No rating		No rating	N/A		
Servicer's Owner	Banco Santander	Downgrade 1	A-1 Credit watch negative	A-2	P-1 Review for possible Downgrade	P-2	A Credit watch negative	A-	A2 Review for possible Downgrade	A3	Y	The Servicing Agreement will provide that, if a Servicer's Owner Downgrade 1 occurs and for so long as it is continuing, (i) the Servicer shall (or, if the Seller is not the Servicer, the Seller shall), within 10 Business Days, procure that the Subordinated Loan Provider makes available to the Issuer an advance by way of deposit to the Commingling Reserve Account in an amount equal to the Commingling Reserve Required Amount; and (ii) the Servicer will, within 10 Business Days, instruct the Collections Account Bank to transfer to the Transaction Account within one Oslo Banking Day after receipt (or, in the case of exceptional circumstances causing an operational delay in the transfer, within three Oslo Banking Days after receipt) any and all Collections received from time to time in the Seller Collections Account. As at the date of this Prospectus, the Servicer's Owner's short-term and long-term unsecured, unsubordinated and unguaranteed indebtedness is rated F-2 and Baa1 respectively by Moody's and A-2 and BBB- respectively by S&P; therefore, a Servicer's Owner Downgrade 1 has occurred. As a consequence, on or before the Note Issuance Date, the Commingling Reserve Account will be funded through the proceeds of an advance made by the Subordinated Loan Provider to the Issuer in an amount equal to the Commingling Reserve Required Amount. If the Servicer's Owner Downgrade 1 is cured, the amount outstanding to the Commingling Reserve Account will be released.
		Downgrade 2	N/A	A-2	N/A	P-2	BBB- Credit Watch Negative	A-	Baa2 Review for possible Downgrade	A3	N	The Servicing Agreement shall provide that, if (a) a Servicer's Owner Downgrade 2 exists and is continuing or (b) there is a change of control of the Servicer or the Subordinated Loan Provider (in each case, so long as it is Santander Consumer Bank AS), then the Servicer (or, if the Seller is not the Servicer, the Seller), shall, at its own cost, either: (i) within 14 calendar days, obtain from a third party with the Required Ratings a guarantee of the Seller's obligations under the Auto Portfolio Purchase Agreement to pay to the Issuer a Deemed Collection in the amount of any unpaid portion of the Principal Amount of any Purchased Auto Loan corresponding to CPI Policy premium where the related CPI Policy has been cancelled (each a "CPI Deemed Collection"); or (ii) procure that, within 14 calendar days, the Servicer will establish and maintain the CPI Ledger on the Transaction Account to hold an amount as determined by the Servicer or Seller which shall be made available by the Subordinated Loan Provider. Such amount shall be equal to the aggregate of all CPI Deemed Collections that would have been payable by the Seller in the event that, as at the immediately preceding Cut-Off Date, the CPI Policies relating to all outstanding Purchased Auto Loans had been cancelled.
		Downgrade 3	N/A	A-2	N/A	P-2	BB+ Credit watch Negative	A-	Baa3 Review for possible Downgrade	A3	N	The Issuer will, or will require the Servicer to, will instruct the Debtors to make payments on Purchased Auto Loans to a specified account of the Issuer (the "Issuer Collections Account") at the Collections Account Bank. On a daily basis, the Servicer will arrange for the transfer of the amounts on deposit in the Issuer Collections Account to the Transaction Account. Must identify a Back up Servicer
Issuer Cross Currency Swap Provider	ANTS	Moody's First Rating Trigger Collateral.	N/A	N/A		P-1	N/A	N/A	BBB	Aa3	N	Post collateral within 30 calendar days and/or obtain a guarantee or a replacement or take such other action as confirmed by Moody's within 30 calendar days
		Moody's Second Rating Trigger Replacement.	N/A	N/A		P-1	N/A	N/A		Aa3	N	
Issuer Cross Currency Swap Provider	ANTS	Initial S&P Required Rating	A-2	A-1	N/A	N/A	A-	A	N/A	N/A	N	Post collateral within 10 bd
		Subsequent S&P Required Rating	N/A	A-1	N/A	N/A	BBB	A	N/A	N/A	N	Post collateral within 10 business days. Within 60 days transfer all of its rights and obligations with respect to this Agreement to an S&P Eligible Replacement or procure, subject to confirmation by S&P, an S&P Eligible Replacement to become a co-obligor or guarantor or take such other action as confirmed by S&P as will result in Class A Notes rating being maintained.
Transaction Account Bank	Bank of New York Mellon		A-2	A-1+	P-2	P-1	A-	AA-	A3	Aa1	N	If at any time a Ratings Downgrade has occurred with respect to the Transaction Account Bank, the Issuer will be required, within thirty (30) calendar days after the Ratings Downgrade, to transfer any amounts credited to the Issuer Secured Accounts, at no cost to the Issuer, to an alternative bank with at least the Required Ratings. The alternative bank will need to (i) enter into a Transaction Account Agreement prior to the transfer and (ii) accede to the Security Trust Deed.
Paving Agent and related roles	Bank of New York Mellon			A-1+		P-1		AA-		Aa1	N/A	
Corporate Service Provider	Bank of New York Mellon			A-1+		P-1		AA-		Aa1	N/A	
Note Trustee and Security Trustee	Bank of New York Mellon			A-1+		P-1		AA-		Aa1	N/A	
Collections Bank	SEB AB		A-2	A-1	P-2	P-1	A-	A+	A3	Aa3	N	If at any time a Ratings Downgrade has occurred, then the Issuer shall (with the prior written consent of the Note Trustee) use reasonable endeavours to procure that, within 30 calendar days, the Issuer Collections Account and all of the funds standing to the credit of the Issuer Collections Account are transferred to another bank or banks who meet the Required Ratings (which bank shall be notified in writing by the Issuer to the Collections Account Bank and approved in writing by the Note Trustee); the appointment of the Collections Account Bank shall terminate on the date on which the appointment of the new transaction account bank becomes effective.

Bilkreditt 6 DAC
Monthly Investor Report

7.a Original Portfolio Principal Balance



Reporting Date	01.03.2017		
Payment date	27.02.2017		
Period No	28		
Monthly Period	Jan 2017		
Interest Period	from	25.01.2017	to 27.02.2017 = 33 days

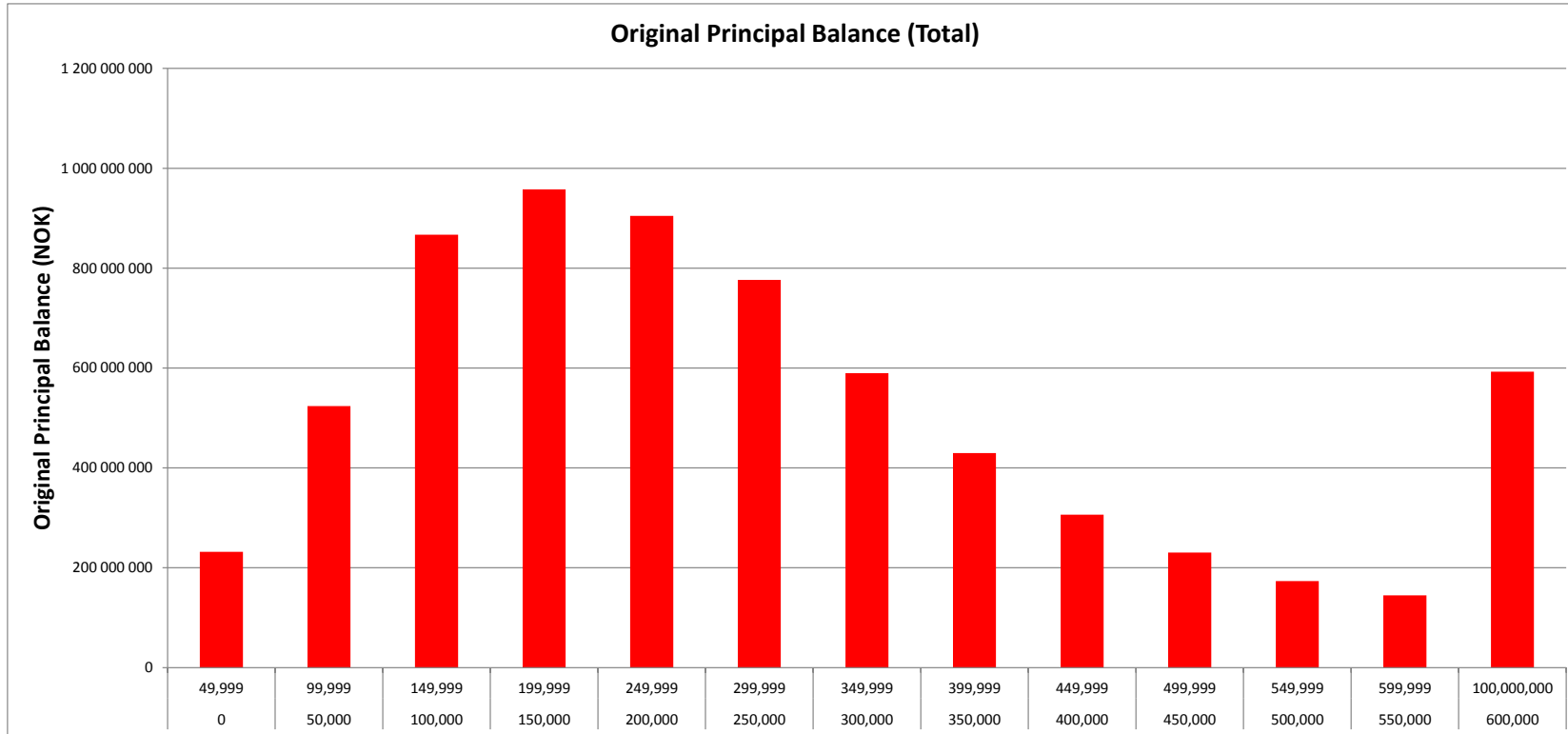
Average amount - all: 195 694

TOTAL									
	Min	Max	No	Original balance	% of outstanding balance	% of loans	WA mounths to maturity	WA seasoning	
Original balance	0		49 999	3 205	231 870 371	3,45 %	9,32 %	15,7	3,2
	50 000		99 999	6 712	523 887 214	7,79 %	19,52 %	52,0	7,5
	100 000		149 999	6 833	866 752 377	12,88 %	19,87 %	63,1	7,3
	150 000		199 999	5 426	957 610 608	14,23 %	15,78 %	70,1	7,3
	200 000		249 999	3 977	904 672 597	13,45 %	11,57 %	75,2	7,4
	250 000		299 999	2 802	776 453 348	11,54 %	8,15 %	78,8	7,3
	300 000		349 999	1 799	589 586 475	8,76 %	5,23 %	80,6	7,2
	350 000		399 999	1 140	429 857 714	6,39 %	3,32 %	83,1	7,1
	400 000		449 999	713	306 291 799	4,55 %	2,07 %	83,5	6,7
	450 000		499 999	482	230 582 462	3,43 %	1,40 %	85,1	7,0
	500 000		549 999	328	173 323 892	2,58 %	0,95 %	88,0	7,1
	550 000		599 999	250	144 743 142	2,15 %	0,73 %	88,5	6,7
	600 000	100 000 000		715	592 710 015	8,81 %	2,08 %	86,8	7,0
	Total			34 382	6 728 342 014	100 %	100 %	72,8	7,1

Bilkreditt 6 DAC
Monthly Investor Report

7.b Original Principal Balance Graph

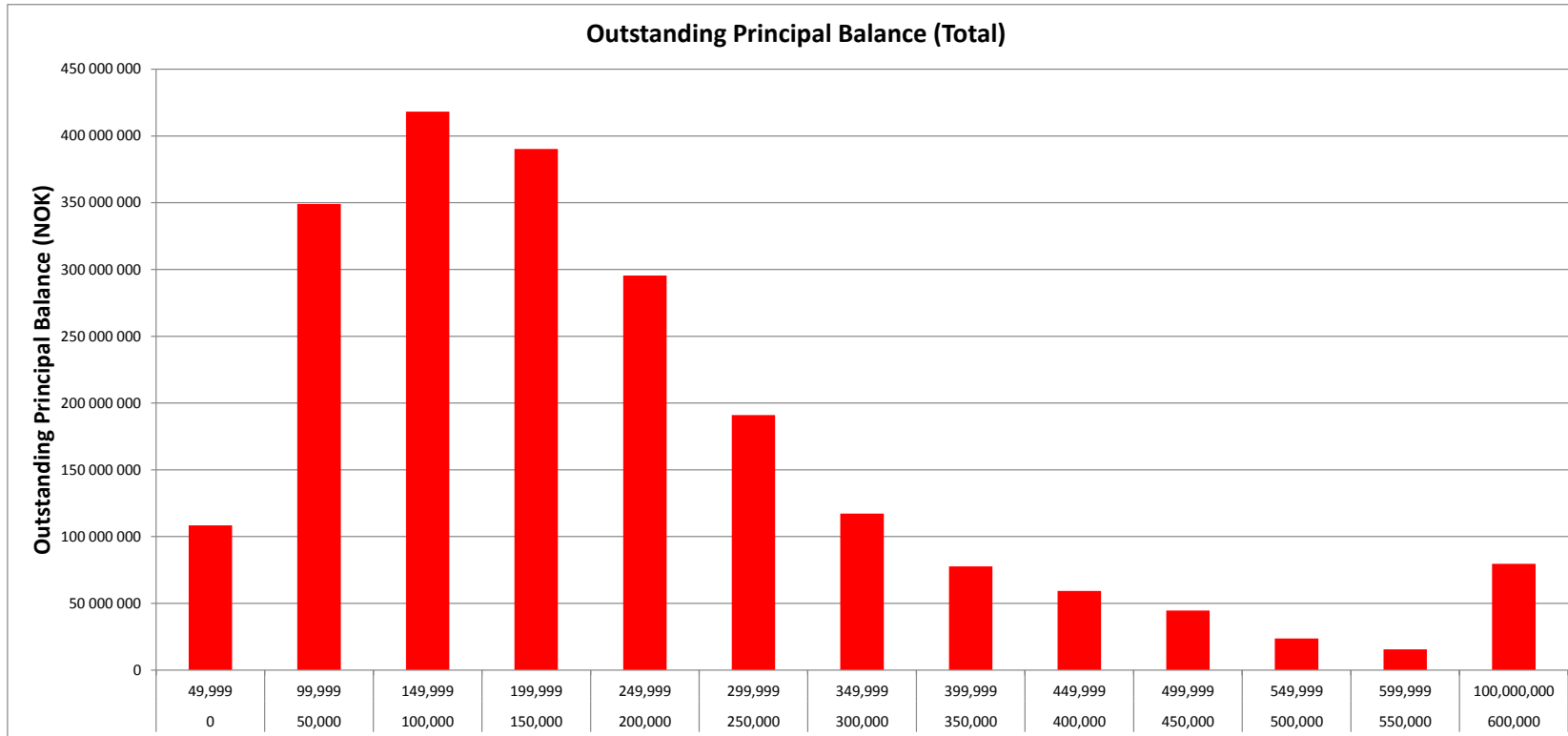
Reporting Date	01.03.2017	
Payment date	27.02.2017	
Period No	28	
Monthly Period	Jan 2017	
Interest Period	from 25.01.2017	to 27.02.2017 = 33 days



Bilkreditt 6 DAC
Monthly Investor Report

8.b Outstanding Principal Balance Graph

Reporting Date	01.03.2017	
Payment date	27.02.2017	
Period No	28	
Monthly Period	Jan 2017	
Interest Period	from 25.01.2017	to 27.02.2017 = 33 days



Bilkreditt 6 DAC
Monthly Investor Report

9.a Geographical Distribution



Reporting Date	01.03.2017	
Payment date	27.02.2017	
Period No	28	
Monthly Period	Jan 2017	
Interest Period	from 25.01.2017	to 27.02.2017 = 33 days

		TOTAL						
District code	No	Outstanding balance	% of Outstanding balance	% of Loans	District	WA months to maturity	WA seasoning	
0100	1 237	150 375 054	6,93 %	7,08 %	ØSTFOLD	54,8	35,3	
0200	2 341	298 085 033	13,74 %	13,39 %	AKERSHUS	52,7	35,2	
0300	1 220	159 087 445	7,33 %	6,98 %	OSLO	49,8	35,1	
0400	755	77 756 314	3,58 %	4,32 %	HEDEMARK	48,7	34,9	
0500	737	86 774 042	4,00 %	4,22 %	OPPLAND	53,3	35,4	
0600	1 217	143 342 987	6,61 %	6,96 %	BUSKERUD	51,9	35,3	
0700	909	108 756 282	5,01 %	5,20 %	VESTFOLD	54,4	35,3	
0800	650	71 050 655	3,27 %	3,72 %	TELEMARK	51,6	35,3	
0900	457	53 254 630	2,45 %	2,61 %	AUST-AGDER	54,8	34,9	
1000	694	87 229 977	4,02 %	3,97 %	VEST-AGDER	53,1	35,2	
1100	1 431	187 254 456	8,63 %	8,19 %	ROGALAND	56,6	35,3	
1200	1 815	239 889 671	11,06 %	10,38 %	HORDALAND	55,7	35,2	
1400	184	23 179 175	1,07 %	1,05 %	SOGN OG FJORDANE	57,8	34,8	
1500	718	90 653 726	4,18 %	4,11 %	MJØRE OG ROMSDAL	55,1	35,2	
1600	656	74 548 417	3,44 %	3,75 %	SØR-TRØNDELAG	53,2	35,5	
1700	410	46 766 828	2,16 %	2,35 %	NORD-TRØNDELAG	53,4	35,2	
1800	1 076	142 059 182	6,55 %	6,16 %	NORDLAND	57,8	35,1	
1900	712	92 621 443	4,27 %	4,07 %	TROMS	59,0	34,8	
2000	261	36 970 023	1,70 %	1,49 %	FINNMARK	55,4	34,8	
2100	1	174 107	0,01 %	0,01 %	SVALBARD	83,0	40,0	
Total:	17 481	2 169 829 447	100 %	100 %		54,1	35,2	

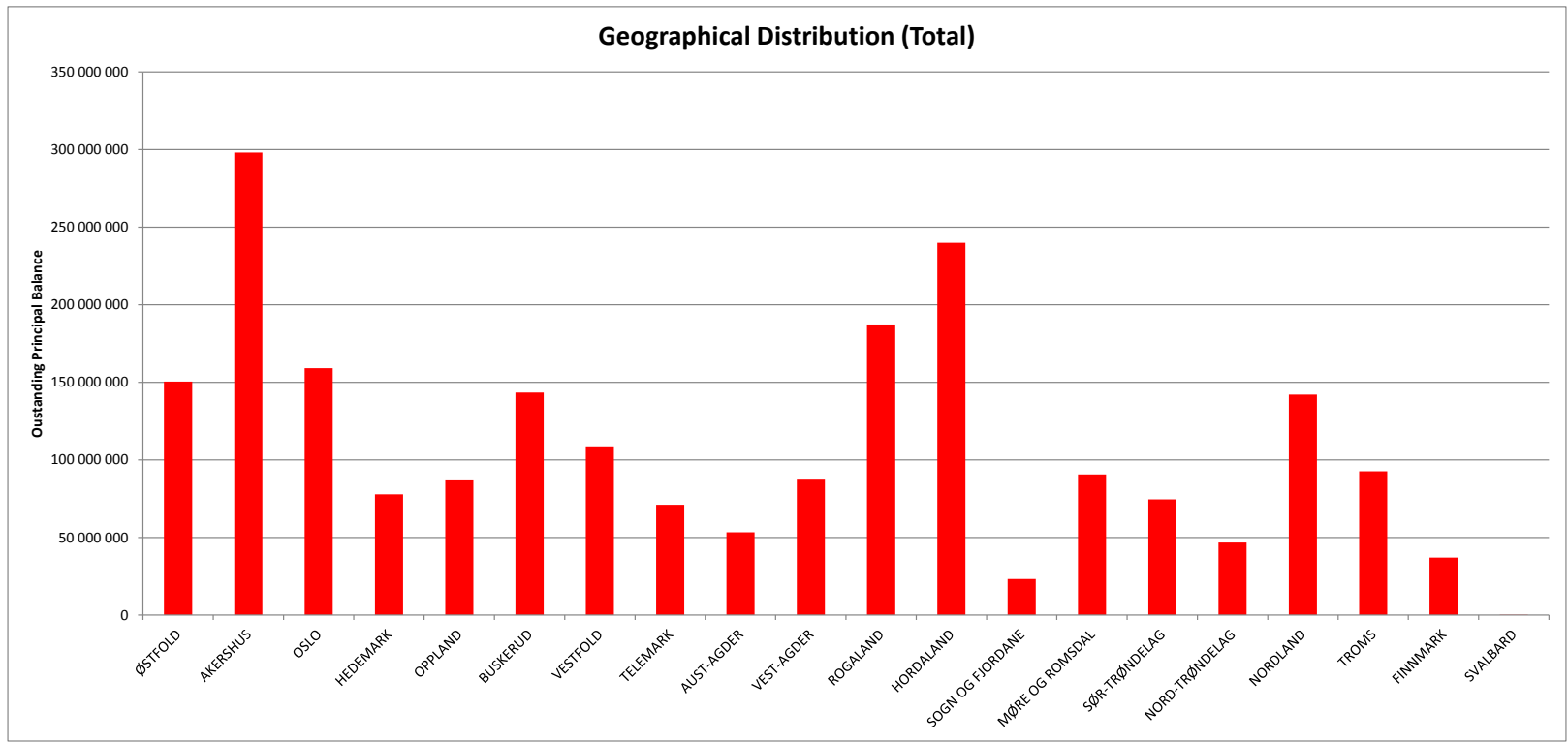
Geographic distribution

Bilkreditt 6 DAC
Monthly Investor Report

9.b Geographical Distribution Graph



Reporting Date	01.03.2017
Payment date	27.02.2017
Period No	28
Monthly Period	Jan 2017
Interest Period	from 25.01.2017 to 27.02.2017 = 33 days



Bilkreditt 6 DAC
Monthly Investor Report

10.a Interest Rate



Reporting Date	01.03.2017	
Payment date	27.02.2017	
Period No	28	
Monthly Period	Jan 2017	
Interest Period	from 25.01.2017	to 27.02.2017 = 33 days

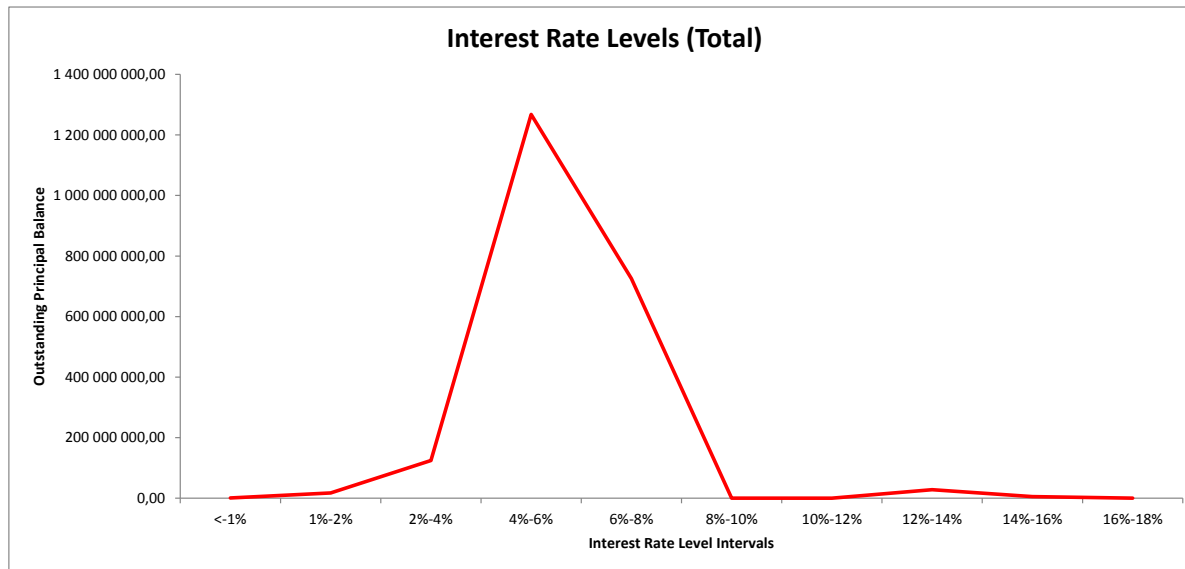
TOTAL						
Min (>=)	Max (<)	No	Outstanding balance	% of Outstanding balance	WA months to maturity	WA seasoning
<	1 %	9	997 623	0,05 %	47,2	33,0
1 %	2 %	189	17 363 175	0,80 %	46,0	33,7
2 %	4 %	883	124 609 156	5,74 %	51,0	35,3
4 %	6 %	9112	1 267 670 006	58,42 %	55,1	35,2
6 %	8 %	6257	725 609 733	33,44 %	53,9	35,2
8 %	10 %	1	13 546	0,00 %	5,0	35,0
10 %	12 %	-	-	-	-	-
12 %	14 %	836	28 343 206	1,31 %	36,1	34,9
14 %	16 %	193	5 206 388	0,24 %	38,5	35,4
16 %	18 %	1	16 614	0,00 %	18,0	32,0
Total		17 481	2 169 829 447	100 %	54,1	35,2

Bilkreditt 6 DAC
Monthly Investor Report

10.b Interest Rate



Reporting Date	01.03.2017	
Payment date	27.02.2017	
Period No	28	
Monthly Period	Jan 2017	
Interest Period	from	25.01.2017 to 27.02.2017 = 33 days

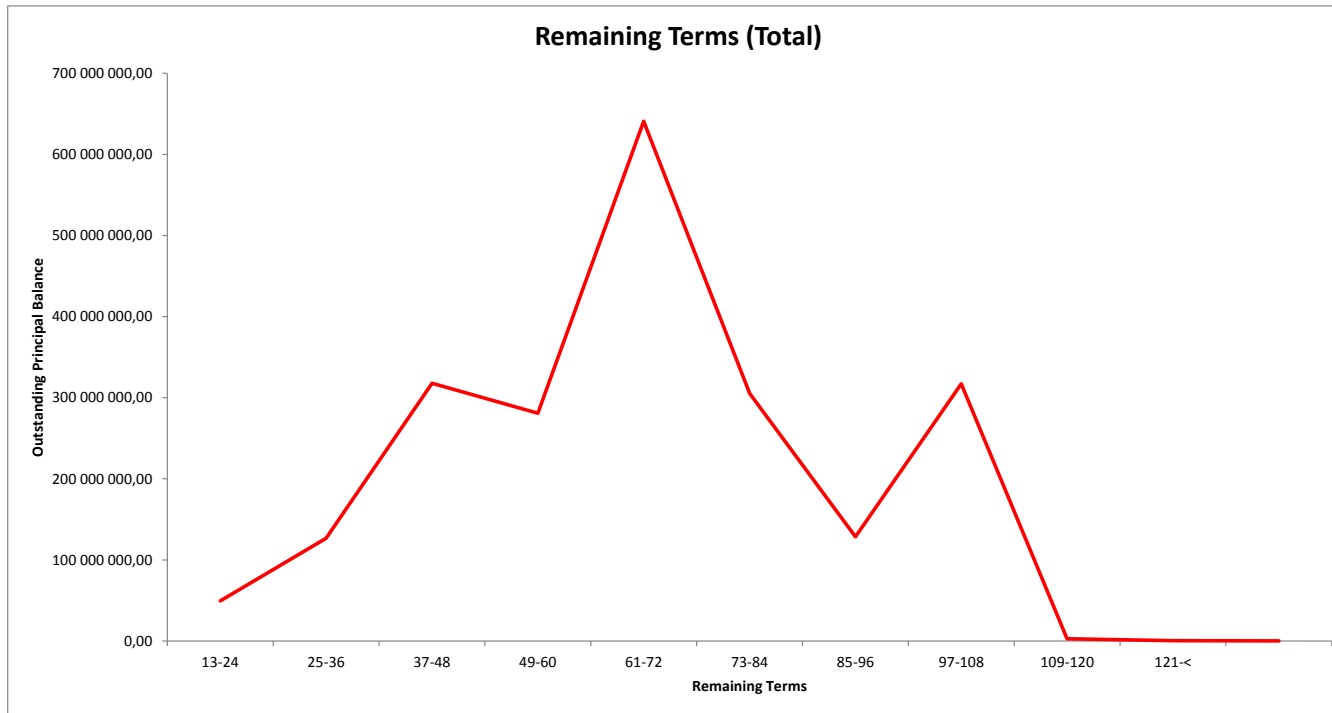


Bilkreditt 6 DAC
Monthly Investor Report

11.b Remaining Terms



Reporting Date	01.03.2017					
Payment date	27.02.2017					
Period No	28					
Monthly Period	Jan 2017					
Interest Period	from	25.01.2017	to	27.02.2017	=	33 days



**Bilkreditt 6 DAC
Monthly Investor Report**

12.a Seasoning



Reporting Date	01.03.2017				
Payment date	27.02.2017				
Period No	28				
Monthly Period	Jan 2017				
Interest Period	from	25.01.2017	to	27.02.2017	= 33 days

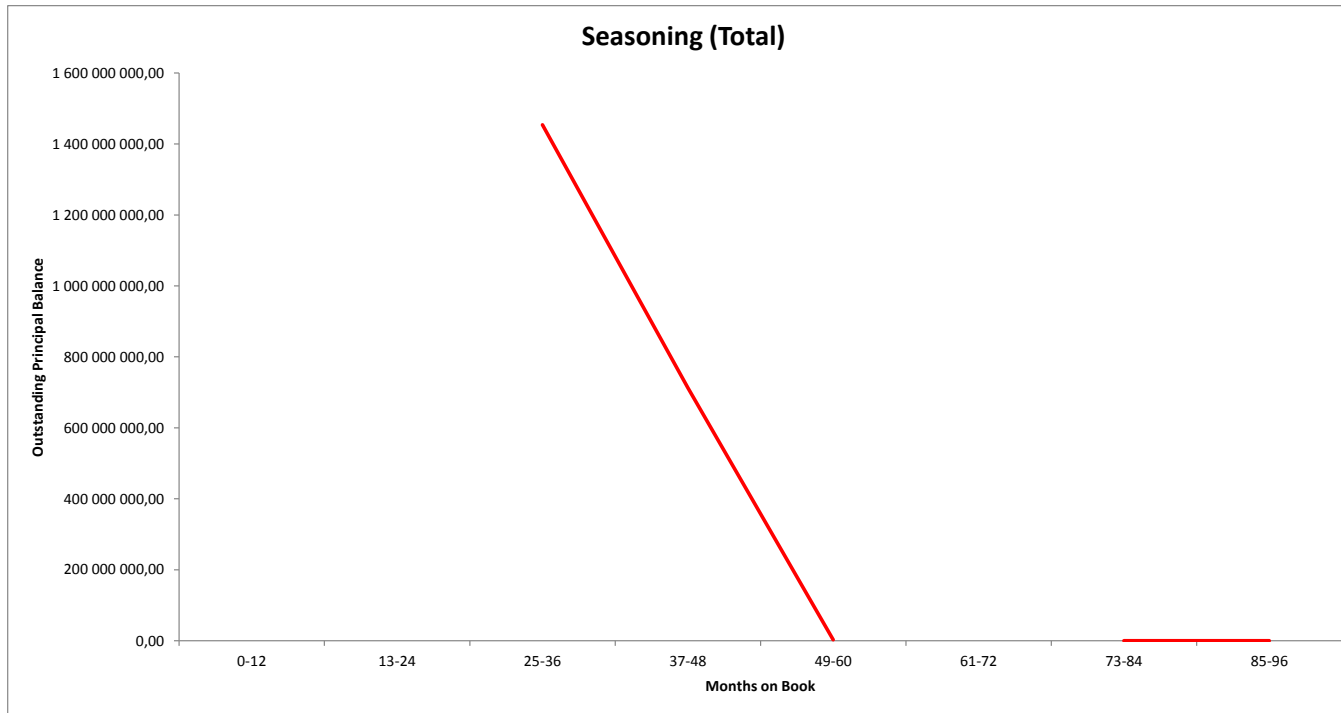
TOTAL							
Months on book	Min	Max	No	Outstanding balance	% of Outstanding balance	WA months to maturity	WA seasoning
	0		12				
	13		24				
	25		36	1 453 915 715	67,01 %	55,6	33,4
	37		48	6 090	713 121 406	32,87 %	51,0
	49		60	28	2 792 326	0,13 %	55
	61		72				
	73		84	-	-	-	-
	85		96	-	-	-	-
	Total		17 481	2 169 829 447	100,00 %	54,1	35,2

Bilkreditt 6 DAC
Monthly Investor Report

12.b Seasoning



Reporting Date	01.03.2017	
Payment date	27.02.2017	
Period No	28	
Monthly Period	Jan 2017	
Interest Period	from	25.01.2017 to 27.02.2017 = 33 days



Bilkreditt 6 DAC
Monthly Investor Report

13.a Vehicle type



Reporting Date	01.03.2017				
Payment date	27.02.2017				
Period No	28				
Monthly Period	Jan 2017				
Interest Period	from	25.01.2017	to	27.02.2017	= 33 days

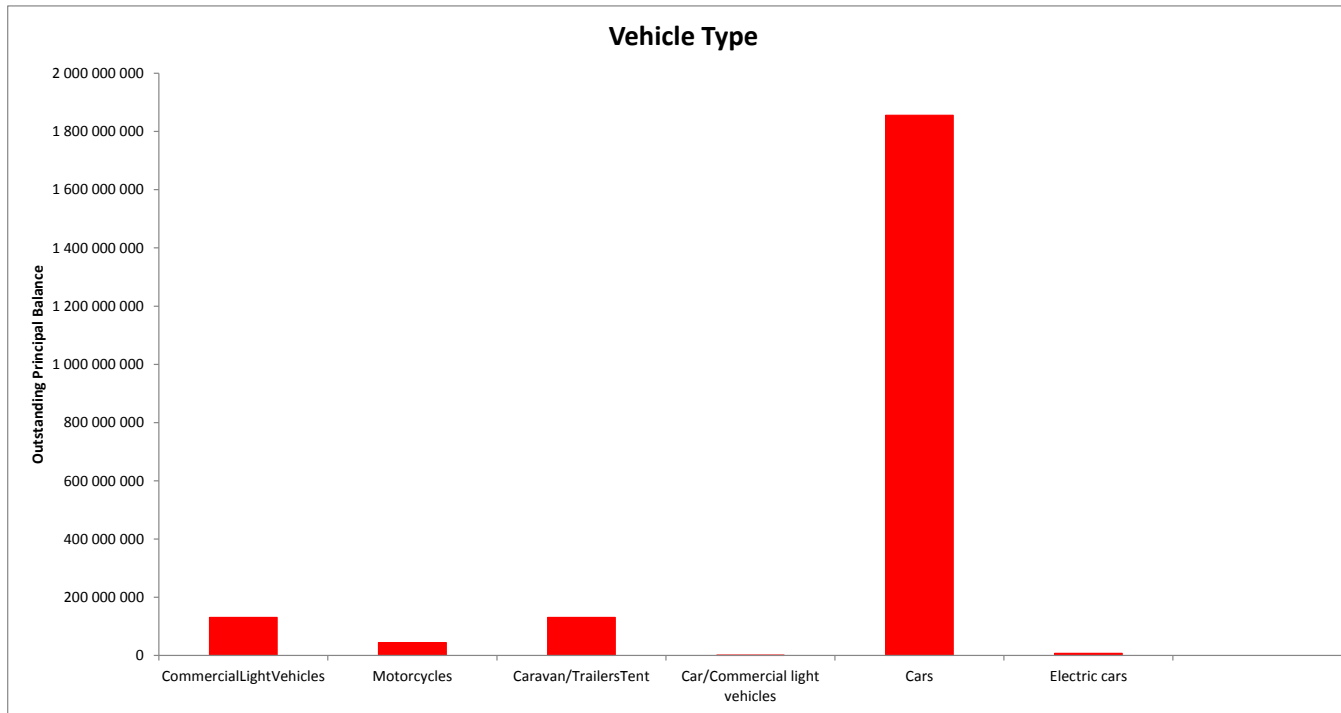
TOTAL						
Vehicle type	Min	No	Outstanding balance	% of Outstanding balance	WA months to maturity	WA seasoning
	CommercialLightVehicles	1 191	130 902 999	6,03 %	41,0	35,3
	Motorcycles	583	43 989 246	2,03 %	49,7	34,2
	Caravan/TrailersTent	862	130 836 485	6,03 %	69,0	33,9
	Car/Commercial light vehicles	5	698 742	0,03 %	39,6	36,5
	Cars	14 800	1 855 993 637	85,54 %	54,1	35,3
	Electric cars	40	7 408 338	0,34 %	57,5	35,2
		17 481	2 169 829 447	100 %	54,1	35,2

Bilkreditt 6 DAC
Monthly Investor Report

13.b Vehicle type



Reporting Date	01.03.2017					
Payment date	27.02.2017					
Period No	28					
Monthly Period	Jan 2017					
Interest Period	from	25.01.2017	to	27.02.2017	=	33 days



Bilkreditt 6 DAC
Monthly Investor Report

14.a Hybrid loans



Reporting Date	01.03.2017				
Payment date	27.02.2017				
Period No	28				
Monthly Period	Jan 2017				
Interest Period	from	25.01.2017	to	27.02.2017	= 33 days

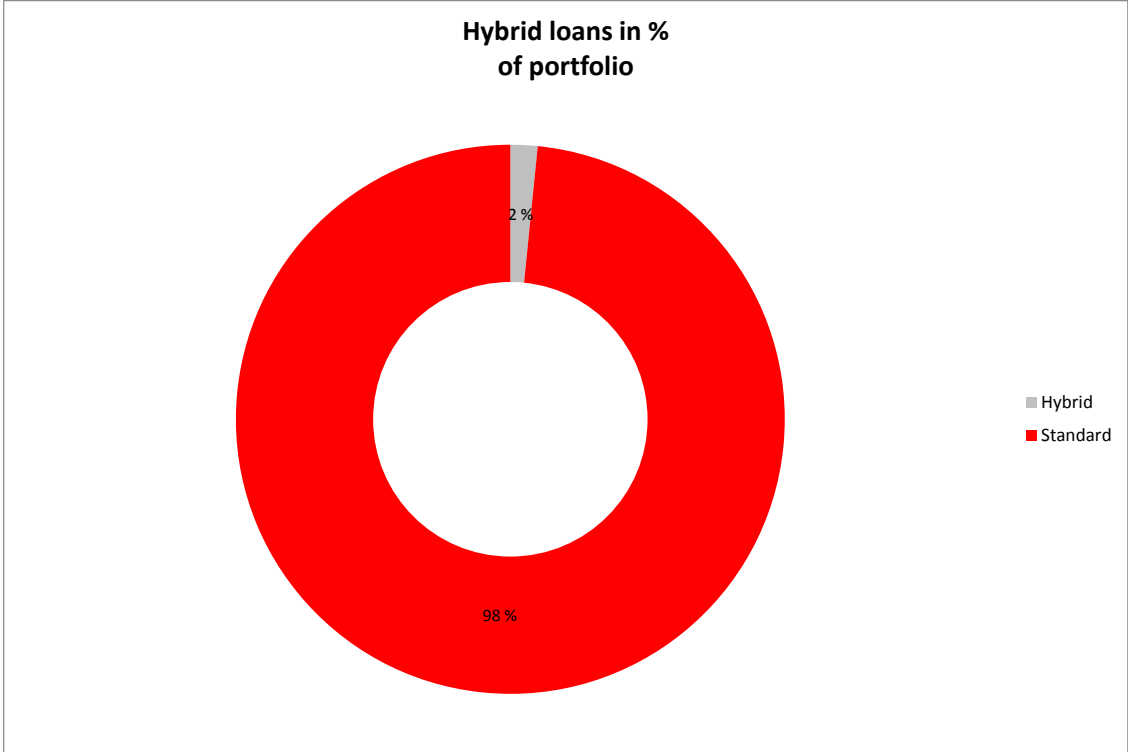
Hybrid loans in % of portfolio	TOTAL					
	Min	No	Outstanding balance	% of Outstanding Balance	WA months to maturity	WA seasoning
Hybrid		119	34 587 985	1,59 %	8,0	34,7
Standard		17 362	2 135 241 462	98,41 %	54,8	35,2
Total		17 481	2 169 829 447	100 %	54,1	35,2

Bilkreditt 6 DAC
Monthly Investor Report

14.b Hybrid loans



Reporting Date	01.03.2017					
Payment date	27.02.2017					
Period No	28					
Monthly Period	Jan 2017					
Interest Period	from	25.01.2017	to	27.02.2017	=	33 days

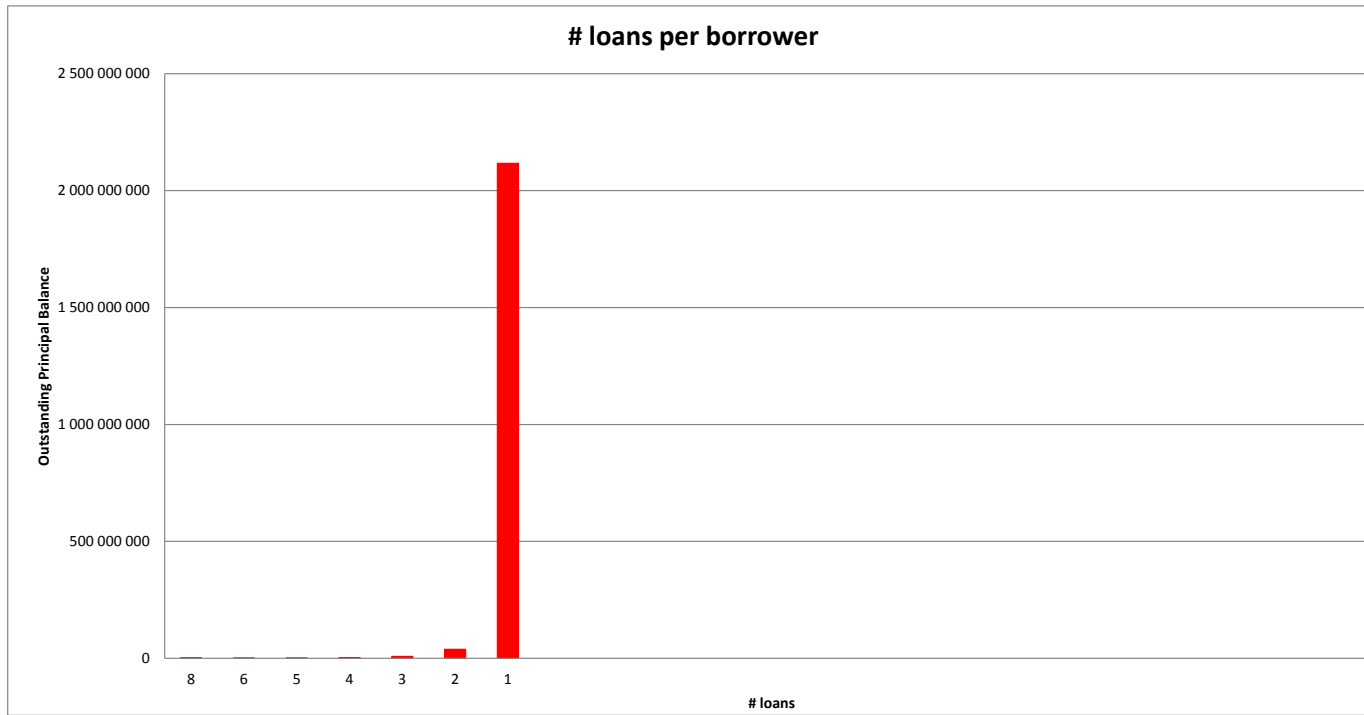


Bilkreditt 6 DAC
Monthly Investor Report

15.b # loans per borrower



Reporting Date	01.03.2017	
Payment date	27.02.2017	
Period No	28	
Monthly Period	Jan 2017	
Interest Period	from	25.01.2017 to 27.02.2017 = 33 days



**Bilkreditt 6 DAC
Monthly Investor Report**

16.a Amortization Profile



Reporting Date	01.03.2017	
Payment date	27.02.2017	
Period No	28	
Monthly Period	Jan 2017	
Interest Period	from 25.01.2017	to 27.02.2017 = 33 days

Period	TOTAL					
	Opening balance	Closing balance	Amortization	Interest	Yield	Percentage
1	2 169 829 447	2 120 683 898	49 145 549	10 621 183	5,87 %	97,74 %
2	2 120 683 898	2 070 599 176	50 084 722	10 386 114	5,88 %	95,43 %
3	2 070 599 176	2 020 778 040	49 821 137	10 141 035	5,88 %	93,13 %
4	2 020 778 040	1 973 938 472	46 839 568	9 909 210	5,88 %	90,97 %
5	1 973 938 472	1 922 922 932	51 015 540	9 663 103	5,87 %	88,62 %
6	1 922 922 932	1 875 202 374	47 720 558	9 430 610	5,89 %	86,42 %
7	1 875 202 374	1 830 648 931	44 553 443	9 211 167	5,89 %	84,37 %
8	1 830 648 931	1 785 491 576	45 157 355	8 988 721	5,89 %	82,29 %
9	1 785 491 576	1 740 798 620	44 692 957	8 767 479	5,89 %	80,23 %
10	1 740 798 620	1 696 545 334	44 253 286	8 548 843	5,89 %	78,19 %
11	1 696 545 334	1 649 703 021	46 842 312	8 318 220	5,88 %	76,03 %
12	1 649 703 021	1 605 518 616	44 184 406	8 099 507	5,89 %	73,99 %
13	1 605 518 616	1 561 394 710	44 123 906	7 881 063	5,89 %	71,96 %
14	1 561 394 710	1 516 116 854	45 277 856	7 657 836	5,89 %	69,87 %
15	1 516 116 854	1 472 139 388	43 977 466	7 440 036	5,89 %	67,85 %
16	1 472 139 388	1 428 283 582	43 855 806	7 222 507	5,89 %	65,82 %
17	1 428 283 582	1 384 198 954	44 084 628	7 004 474	5,88 %	63,79 %
18	1 384 198 954	1 340 555 250	43 643 705	6 788 287	5,88 %	61,78 %
19	1 340 555 250	1 296 801 871	43 753 379	6 572 526	5,88 %	59,77 %
20	1 296 801 871	1 252 940 091	43 861 771	6 356 168	5,88 %	57,74 %

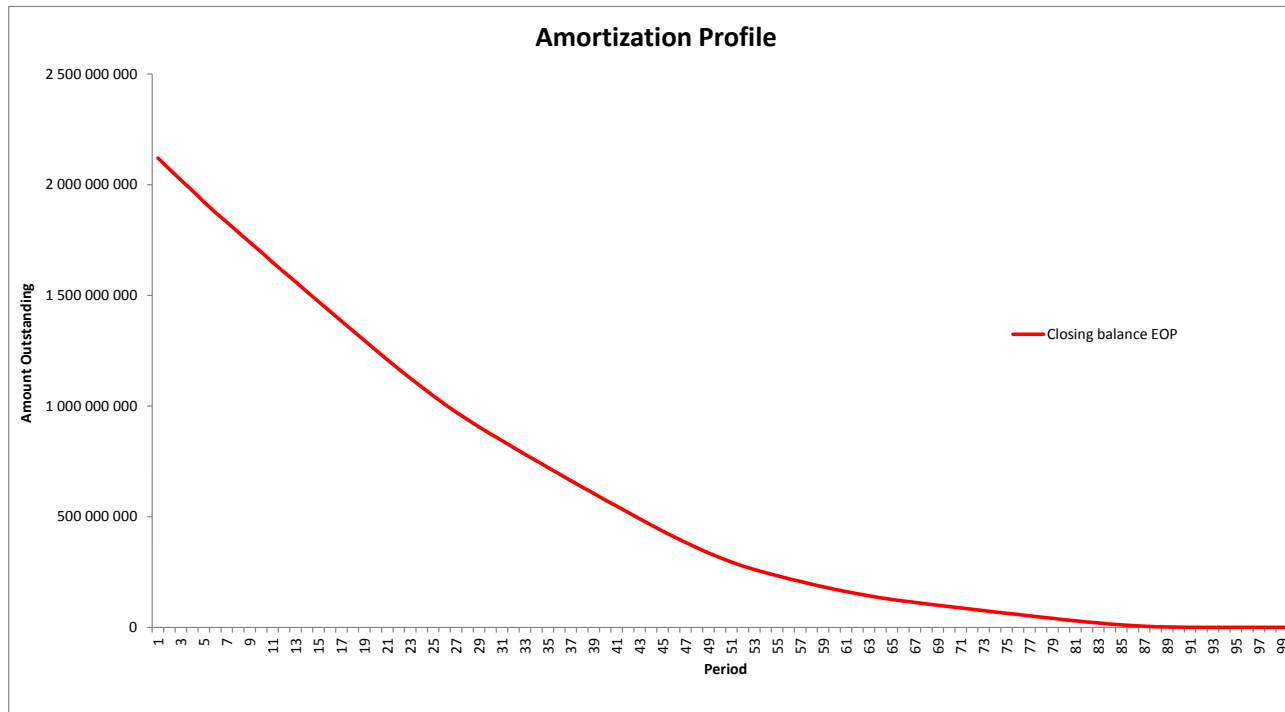
Amortization profile (first 20 periods)

Bilkreditt 6 DAC
Monthly Investor Report

16.b Amortization Profile



Reporting Date	01.03.2017					
Payment date	27.02.2017					
Period No	28					
Monthly Period	Jan 2017					
Interest Period	from	25.01.2017	to	27.02.2017	=	33 days



Bilkreditt 6 DAC
Monthly Investor Report

17.a Payment Holidays



Reporting Date	01.03.2017			
Payment date	27.02.2017			
Period No	28			
Monthly Period	Jan 2017			
Interest Period	from	25.01.2017	to	27.02.2017 = 33 days

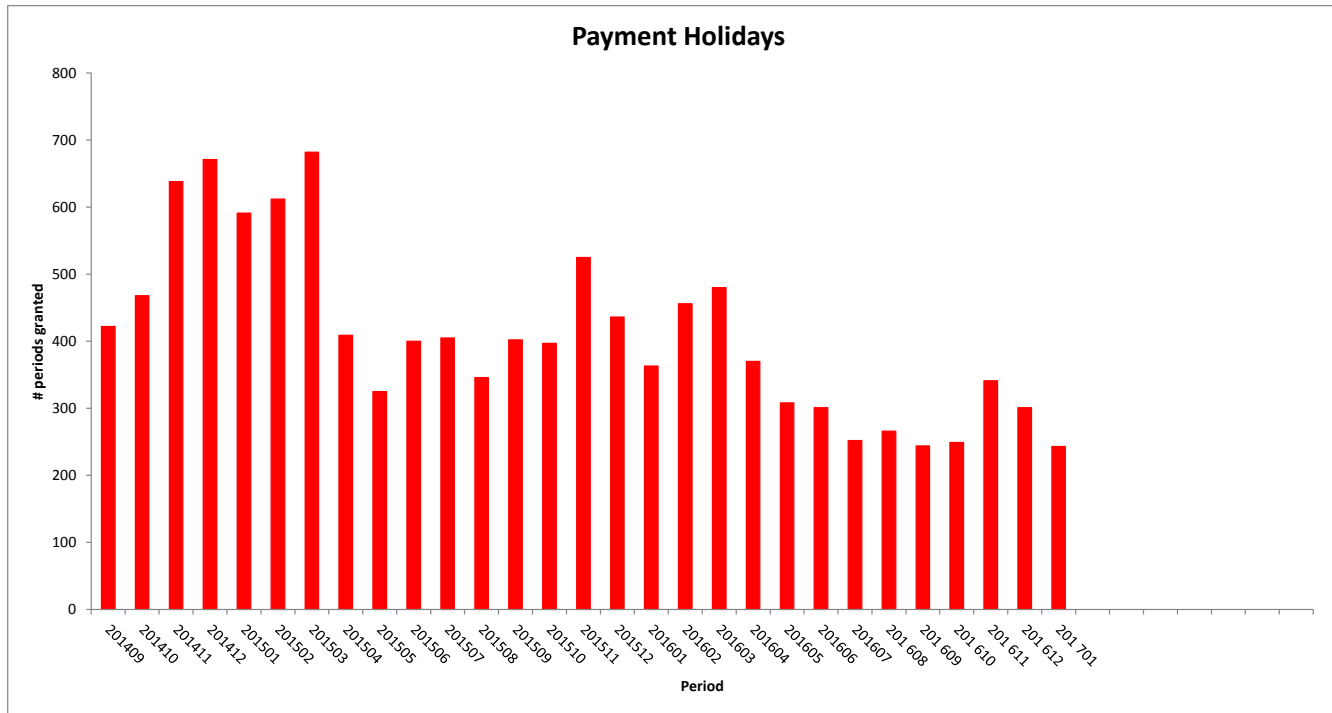
	TOTAL			
	Period	No	Number of periods granted	Sum of payments
	201409	422	668	2 473 608
	201410	468	769	2 811 117
	201411	638	1 006	3 422 857
	201412	671	950	3 287 556
	201501	591	960	3 441 673
	201502	612	945	3 265 701
	201503	682	957	3 179 948
	201504	409	583	2 033 832
	201505	325	475	1 789 983
	201506	400	596	2 192 352
	201507	405	564	2 024 155
	201508	346	511	1 817 938
	201509	402	592	2 231 935
	201510	397	625	2 178 887
	201511	525	787	2 833 672
	201512	436	608	2 096 672
	201601	363	566	1 853 726
	201602	456	674	2 362 145
	201603	480	682	2 392 550
	201604	370	557	1 890 991
	201605	308	488	1 772 645
	201606	301	478	2 039 804
	201607	252	367	1 432 217
	201 608	266	366	1 409 485
	201 609	244	361	1 354 353
	201 610	249	419	1 388 390
	201 611	341	498	1 740 270
	201 612	301	404	1 360 812
	201 701	243	386	1 359 934
	Total	11 903	17 842	63 439 207

Bilkreditt 6 DAC
Monthly Investor Report

17.b Payment Holidays



Reporting Date	01.03.2017		
Payment date	27.02.2017		
Period No	28		
Monthly Period	Jan 2017		
Interest Period	from	25.01.2017	to 27.02.2017 = 33 days

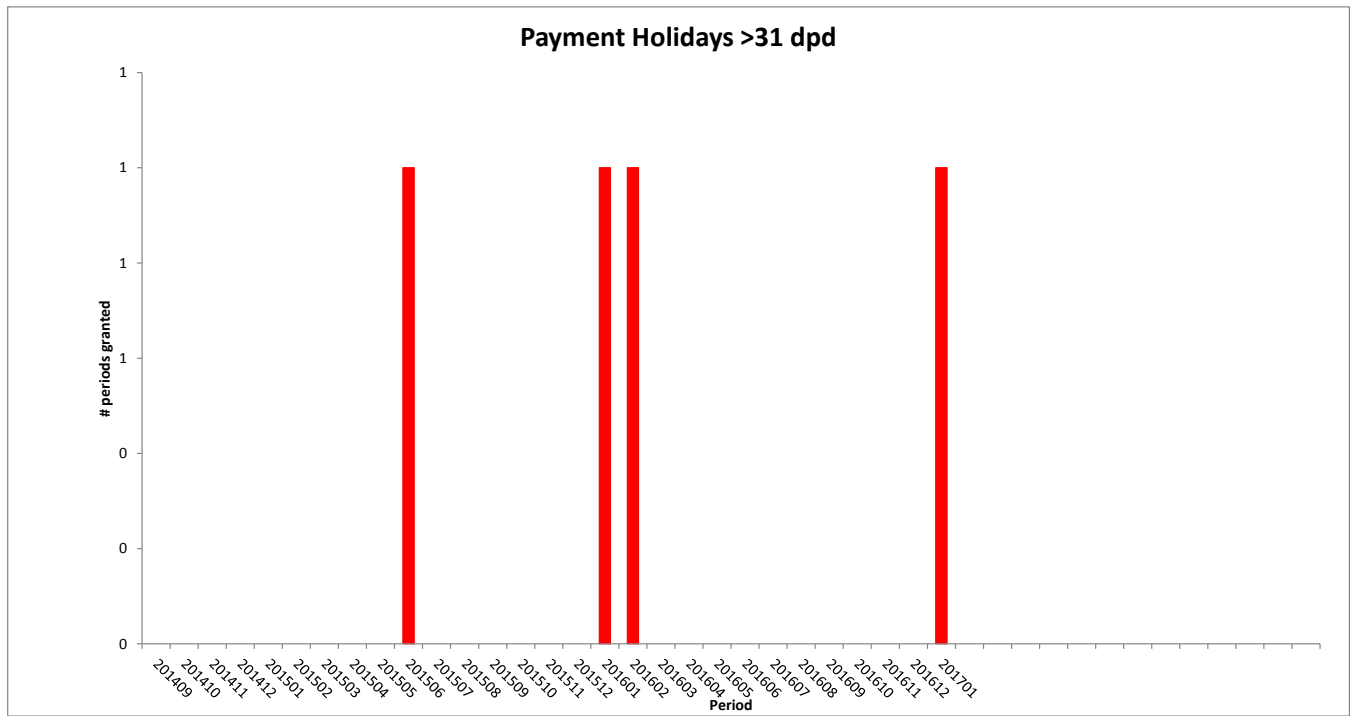


Bilkreditt 6 DAC
Monthly Investor Report

18.b Payment Holidays >31dpd



Reporting Date	01.03.2017				
Payment date	27.02.2017				
Period No	28				
Monthly Period	Jan 2017				
Interest Period	from	25.01.2017	to	27.02.2017	= 33 days



**Bilkreditt 6 DAC
Monthly Investor Report**

19.a Dynamic Interest rate



Reporting Date	01.03.2017
Payment date	27.02.2017
Period No	28
Monthly Period	Jan 2017
Interest Period	from 25.01.2017 to 27.02.2017 = 33 days

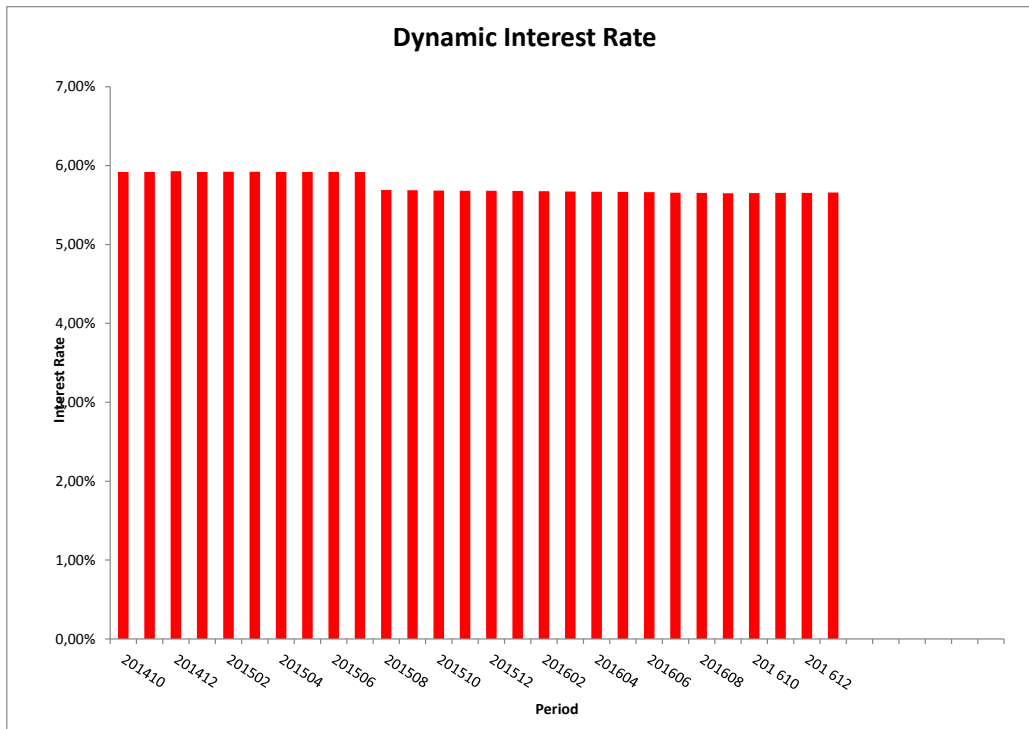
TOTAL		
Period	Closing balance	WA Interest rate
201410	6 291 509 803	5,92 %
201411	6 101 331 658	5,92 %
201412	5 921 297 542	5,93 %
201501	5 743 022 268	5,92 %
201502	5 560 862 225	5,92 %
201503	5 350 395 184	5,92 %
201504	5 178 835 429	5,92 %
201505	4 992 168 467	5,92 %
201506	4 781 116 475	5,92 %
201507	4 603 690 293	5,92 %
201508	4 439 966 927	5,69 %
201509	4 250 796 432	5,69 %
201510	4 080 387 649	5,68 %
201511	3 917 232 298	5,68 %
201512	3 773 068 908	5,68 %
201601	3 646 956 602	5,68 %
201602	3 505 498 727	5,68 %
201603	3 367 211 600	5,67 %
201604	3 228 377 234	5,67 %
201605	3 096 250 778	5,67 %
201606	2 954 296 502	5,66 %
201607	2 832 457 134	5,66 %
201608	2 714 115 746	5,66 %
201 609	2 596 536 827	5,65 %
201 610	2 482 672 126	5,65 %
201 611	2 370 161 805	5,65 %
201 612	2 276 170 623	5,65 %
201 701	2 169 829 447	5,66 %

Interest rate evolution

Bilkreditt 6 DAC
Monthly Investor Report

19.b Dynamic Interest Rate

Reporting Date	01.03.2017
Payment date	27.02.2017
Period No	28
Monthly Period	Jan 2017
Interest Period	from 25.01.2017 to 27.02.2017 = 33 days



Bilkreditt 6 DAC
Monthly Investor Report

20.a Borrower Type



Reporting Date	01.03.2017
Payment date	27.02.2017
Period No	28
Monthly Period	Jan 2017
Interest Period	from 25.01.2017 to 27.02.2017 = 33 days

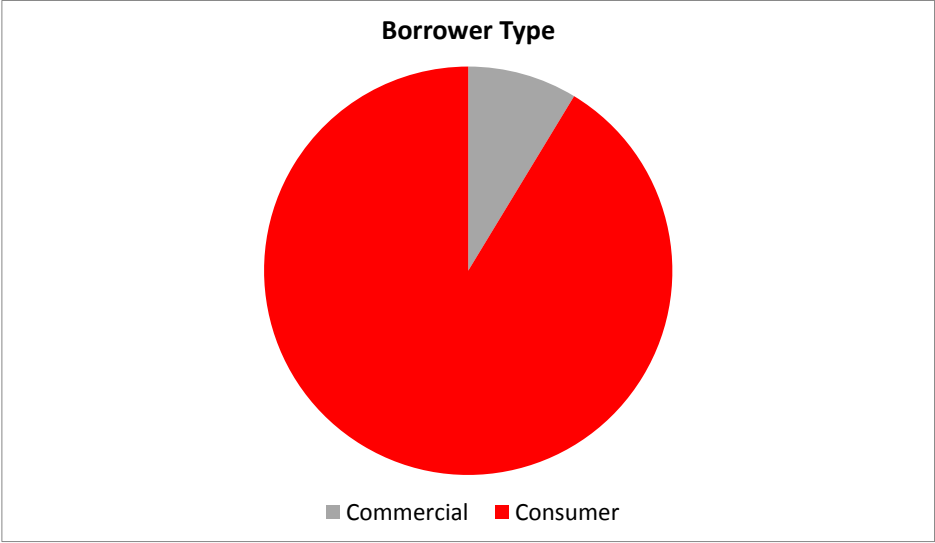
Borrower Type	TOTAL					
	Borrower type	No	Outstanding balance	%	WA months to maturity	WA seasoning
	Commercial	1 354	188 376 086	8,68 %	38,5	35,1
	Consumer	16 127	1 981 453 361	91,32 %	55,6	35,2
	Total	17 481	2 169 829 447	100 %	54,1	35,2

Bilkreditt 6 DAC
Monthly Investor Report

20.b Borrower Type



Reporting Date		01.03.2017		
Payment date		27.02.2017		
Period No		28		
Monthly Period		Jan 2017		
Interest Period	from	25.01.2017	to	27.02.2017 = 33 days



Bilkreditt 6 DAC
Monthly Investor Report

21.a Vehicle Condition



Reporting Date	01.03.2017
Payment date	27.02.2017
Period No	28
Monthly Period	Jan 2017
Interest Period	from 25.01.2017 to 27.02.2017 = 33 days

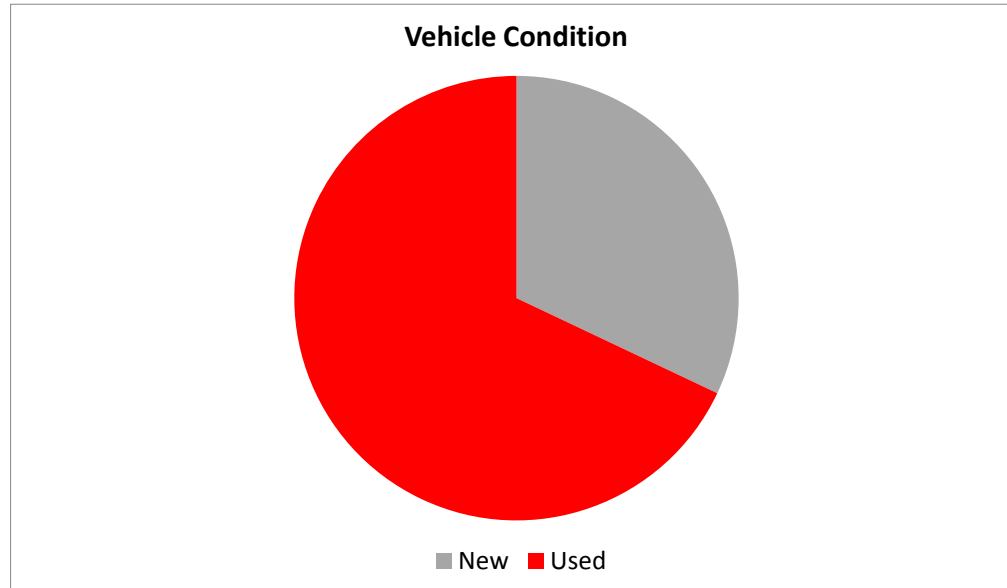
Vehicle condition	TOTAL					
	Vehicle condition	No	Outstanding balance	%	WA months to maturity	WA seasoning
	New	4 155	695 133 552	32,04 %	56,0	35,2
	Used	13 326	1 474 695 895	67,96 %	53,2	35,2
		17 481	2 169 829 447	100 %	54,1	35,2

Bilkreditt 6 DAC
Monthly Investor Report

21.b Vehicle Condition



Reporting Date	01.03.2017
Payment date	27.02.2017
Period No	28
Monthly Period	Jan 2017
Interest Period	from 25.01.2017 to 27.02.2017 = 33 days



Bilkreditt 6 DAC
Monthly Investor Report

22.a Downpayment



Reporting Date	01.03.2017	
Payment date	27.02.2017	
Period No	28	
Monthly Period	Jan 2017	
Interest Period	from 25.01.2017	to 27.02.2017 = 33 days

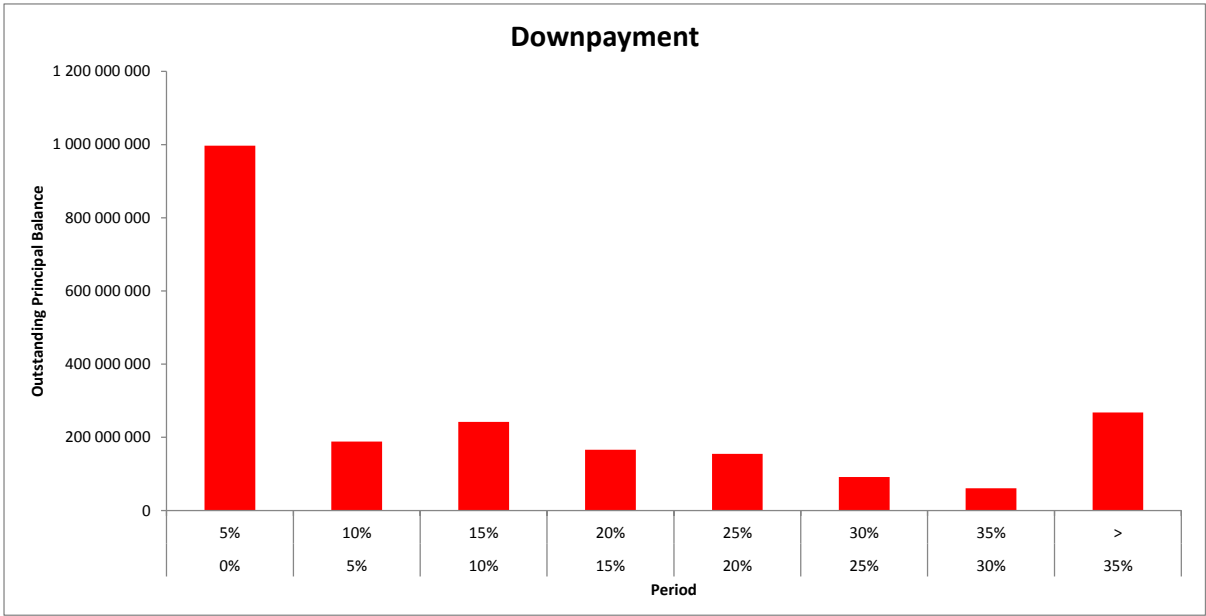
TOTAL							
Downpayment %	Min (>=)	Max (<)	No	Outstanding balance	%	WA months to maturity	WA seasoning
	0 %	5 %	7 592	996 680 265	45,93 %	54,1	35,2
	5 %	10 %	1 317	188 760 215	8,70 %	56,7	35,3
	10 %	15 %	1 716	242 040 611	11,15 %	55,7	35,2
	15 %	20 %	1 273	166 323 650	7,67 %	56,4	35,2
	20 %	25 %	1 209	155 169 645	7,15 %	54,1	35,3
	25 %	30 %	800	91 752 864	4,23 %	54,6	35,0
	30 %	35 %	541	61 087 175	2,82 %	53,4	34,9
	35 %	>	3 033	268 015 022	12,35 %	49,1	35,1
Total		17 481	2 169 829 447	100 %	54,1	35,2	

Bilkreditt 6 DAC
Monthly Investor Report

22.b Downpayment



Reporting Date	01.03.2017		
Payment date	27.02.2017		
Period No	28		
Monthly Period	Jan 2017		
Interest Period	from	25.01.2017	to 27.02.2017 = 33 days



**Bilkreditt 6 DAC
Monthly Investor Report**

23.a Repayment Type



Reporting Date	01.03.2017	
Payment date	27.02.2017	
Period No	28	
Monthly Period	Jan 2017	
Interest Period	from	25.01.2017 to 27.02.2017 = 33 days

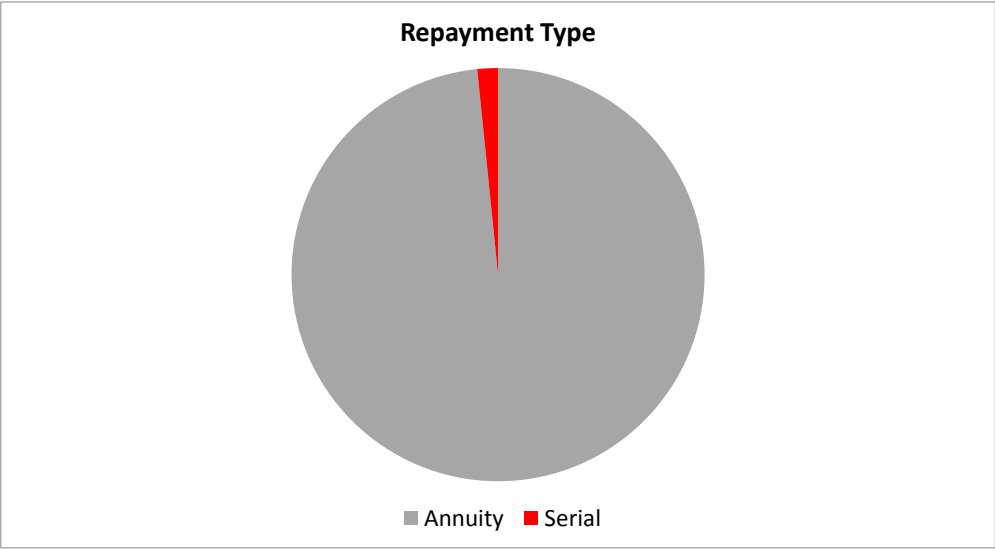
Repayment Type	TOTAL					
	Repayment Type	No	Outstanding balance	%	WA months to maturity	WA seasoning
	Annuity	17 244	2 134 834 294	98,39 %	54,4	35,2
	Serial	237	34 995 153	1,61 %	32,6	35,7
		17 481	2 169 829 447	100 %	54,1	35,2

Bilkreditt 6 DAC
Monthly Investor Report

23.b Repayment Type



Reporting Date	01.03.2017
Payment date	27.02.2017
Period No	28
Monthly Period	Jan 2017
Interest Period	from 25.01.2017 to 27.02.2017 = 33 days



Bilkreditt 6 DAC
Monthly Investor Report

24.a Dynamic Pre-Payments



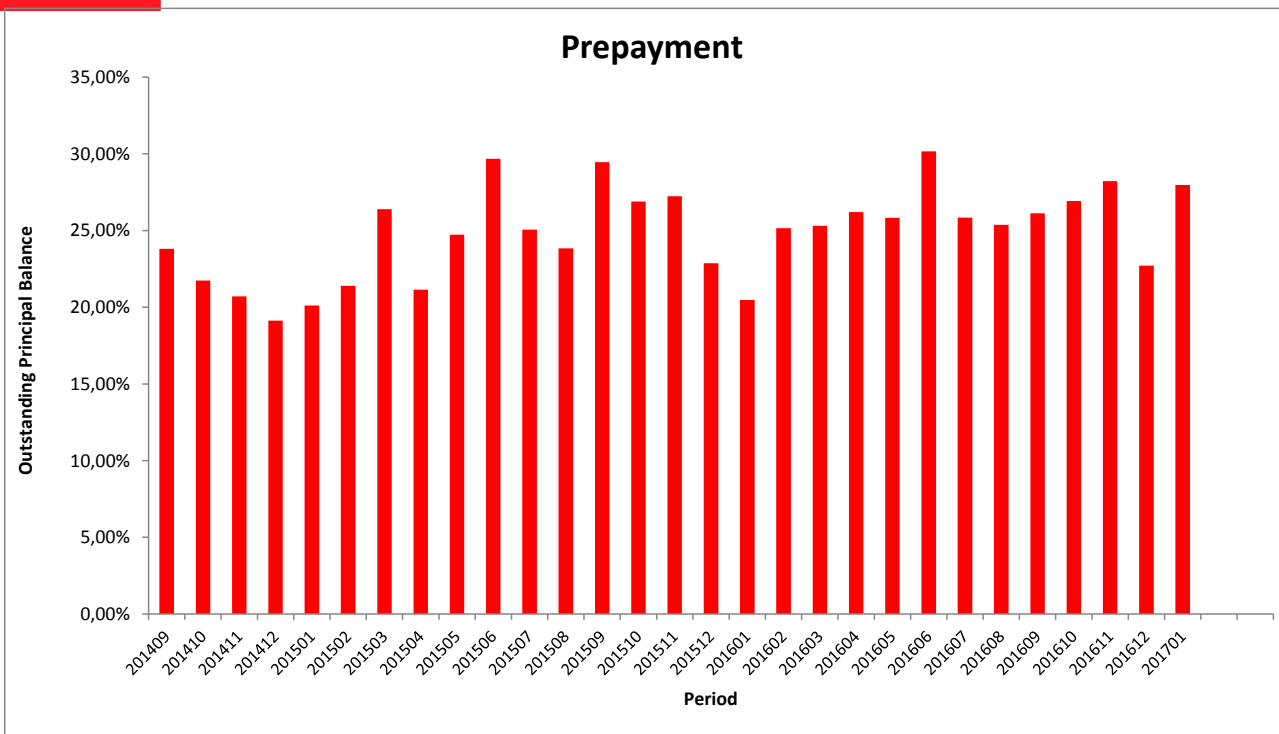
Reporting Date	01.03.2017
Payment date	27.02.2017
Period No	28
Monthly Period	Jan 2017
Interest Period	from 25.01.2017 to 27.02.2017 = 33 days

TOTAL				
Period	Sum of Pre-Payments	Closing Balance	CPR Annual	
201409	145 683 945	6 500 760 396	23,8 %	
201410	127 205 834	6 291 509 803	21,7 %	
201411	116 798 165	6 101 331 658	20,7 %	
201412	103 808 480	5 921 297 542	19,1 %	
201501	106 467 707	5 743 022 268	20,1 %	
201502	110 430 042	5 560 862 225	21,4 %	
201503	134 862 136	5 350 395 184	26,4 %	
201504	101 488 681	5 178 835 429	21,1 %	
201505	116 788 734	4 992 168 467	24,7 %	
201506	138 251 361	4 781 116 475	29,7 %	
201507	109 377 034	4 603 622 942	25,1 %	
201508	99 589 130	4 439 966 927	23,8 %	
201509	121 826 401	4 250 796 432	29,5 %	
201510	105 158 550	4 080 387 649	26,9 %	
201511	102 410 488	3 917 232 298	27,2 %	
201512	80 760 598	3 773 068 908	22,9 %	
201601	68 947 897	3 646 956 602	20,5 %	
201602	83 600 267	3 505 498 727	25,1 %	
201603	80 877 522	3 367 211 600	25,3 %	
201604	80 692 767	3 228 377 234	26,2 %	
201605	76 149 193	3 096 250 778	25,8 %	
201606	87 062 902	2 954 296 502	30,2 %	
201607	69 675 614	2 832 457 134	25,8 %	
201608	65 406 018	2 714 115 746	25,4 %	
201609	64 705 054	2 596 536 827	26,1 %	
201610	64 056 892	2 482 672 126	26,9 %	
201611	64 599 522	2 370 161 805	28,2 %	
201612	48 341 613	2 276 170 623	22,7 %	
201701	58 517 978	2 169 829 447	28,0 %	

**Bilkreditt 6 DAC
Monthly Investor Report**

24.b Dynamic Pre-Payments

Reporting Date	01.03.2017
Payment date	27.02.2017
Period No	28
Monthly Period	Jan 2017
Interest Period	from 25.01.2017 to 27.02.2017 = 33 days



Bilcreditt 6 DAC
Monthly Investor Report

25. Defaults, Recoveries and Losses by Quarter of Default



Reporting Date 01.03.2017
 Payment date 27.02.2017
 Period No 28
 Monthly Period Jan 2017
 Interest Period from 25.01.2017 to 27.02.2017 = 33 days

Default Quarter	Default Amount	No Of Loans	2014 4			2015 1			2015 2			2015 3		
			Recoveries	Cum. Recoveries	Loss	Recoveries	Cum. Recoveries	Loss	Recoveries	Cum. Recoveries	Loss	Recoveries	Cum. Recoveries	Loss
20144	605 211	1	491 153	491 153	114 058	0	491 153	114 058	0	491 153	114 058	0	491 153	114 058
20151	3 400 026	24	-	-	-	273 225	273 225	3 126 801	679 095	952 320	2 447 706	425 436	1 377 756	2 022 270
20152	5 869 335	47	-	-	-	-	-	-	1 305 853	1 305 853	4 563 482	912 613	2 218 466	3 650 869
20153	5 645 838	51	-	-	-	-	-	-	-	-	-	178 027	178 027	5 467 811
20154	5 015 530	44	-	-	-	-	-	-	-	-	-	178 027	178 027	5 467 811
20161	4 752 267	58	-	-	-	-	-	-	-	-	-	-	-	-
20162	7 842 349	68	-	-	-	-	-	-	-	-	-	-	-	-
20163	8 532 007	64	-	-	-	-	-	-	-	-	-	-	-	-
20164	5 518 606	61	-	-	-	-	-	-	-	-	-	-	-	-
20171	2 599 234	27	-	-	-	-	-	-	-	-	-	-	-	-

Default Quarter	Default Amount	No Of Loans	2015 4			2016 1			2016 2			2016 3		
			Recoveries	Cum. Recoveries	Loss	Recoveries	Cum. Recoveries	Loss	Recoveries	Cum. Recoveries	Loss	Recoveries	Cum. Recoveries	Loss
20144	605 211	1	0	491 153	114 058	0	491 153	114 058	0	491 153	114 058	0	491 153	114 058
20151	3 400 026	24	57 202	1 434 958	1 965 068	46 043	1 481 001	1 919 025	197 823	1 678 824	1 721 202	23 089	1 701 913	1 698 113
20152	5 869 335	47	577 913	2 796 379	3 072 956	236 131	3 032 510	2 836 825	259 733	3 292 243	2 577 092	33 111	3 325 354	2 543 981
20153	5 645 838	51	751 596	929 623	4 716 215	765 750	1 695 373	3 950 465	435 517	2 130 890	3 514 948	312 382	2 443 272	3 202 566
20154	5 015 530	44	596 706	596 706	4 418 824	1 287 267	1 883 973	3 131 557	388 470	2 272 443	2 743 087	306 865	2 579 308	2 436 222
20161	4 752 267	58	-	-	-	157 912	157 912	4 594 355	1 027 337	1 185 249	3 567 018	372 029	1 557 278	3 194 989
20162	7 842 349	68	-	-	-	-	-	-	782 734	782 734	7 059 615	2 325 625	3 108 359	4 733 990
20163	8 532 007	64	-	-	-	-	-	-	-	-	-	954 523	954 523	7 577 484
20164	5 518 606	61	-	-	-	-	-	-	-	-	-	-	-	-
20171	2 599 234	27	-	-	-	-	-	-	-	-	-	-	-	-

Default Quarter	Default Amount	No Of Loans	2016 4			2017 1		
			Recoveries	Cum. Recoveries	Loss	Recoveries	Cum. Recoveries	Loss
20144	605 211	1	0	491 153	114 058	0	491 153	114 058
20151	3 400 026	24	93 640	1 795 553	1 604 473	6 076	1 801 629	1 598 397
20152	5 869 335	47	488 682	3 814 036	2 055 299	88 109	3 902 145	1 967 190
20153	5 645 838	51	37 895	2 481 167	3 164 671	634 249	3 115 416	2 530 422
20154	5 015 530	44	286 798	2 866 106	2 149 424	114 581	2 980 687	2 034 843
20161	4 752 267	58	241 229	1 798 507	2 953 760	19 739	1 818 246	2 934 021
20162	7 842 349	68	655 014	3 763 373	4 078 976	53 660	3 817 033	4 025 316
20163	8 532 007	64	2 328 858	3 283 381	5 248 626	271 547	3 554 928	4 977 079
20164	5 518 606	61	652 185	652 185	4 866 421	174 775	826 960	4 691 646
20171	2 599 234	27	-	-	-	193 234	193 234	2 406 000

Bilkredit 6 DAC
Monthly Investor Report

26. Delinquency



Reporting Date	01.03.2017	
Payment date	27.02.2017	
Period No	28	
Monthly Period	Jan 2017	
Interest Period	from 25.01.2017	to 27.02.2017 = 33 days

Year	Mth	Total outstanding	Accounts current	Balance current	Accounts 1-30	Balance 1-30	Accounts 30-60	Balance 30-60	Accounts 60-90	Balance 60-90	Accounts 90-120	Balance 90-120	Accounts 120-150	Balance 120-150	Accounts 150-180	Balance 150-180	New defaults Count	New defaults Balance	
2014	9	6 500 760 396	31 989	6 141 274 281		320 785 408	189	38 700 707	-	-	-	-	-	-	-	-	0	0	
	10	6 291 509 803	31 512	5 962 706 789	1 445	279 521 695	220	43 238 123	40	6 043 196	-	-	-	-	-	-	0	0	
	11	6 101 331 658	31 164	5 805 743 114	1 259	242 820 537	205	38 712 086	55	10 564 843	22	3 491 078	-	-	-	-	1	605 211	
	12	5 921 297 542	30 329	5 569 867 661	1 568	293 007 944	222	42 758 535	53	9 514 836	22	4 333 048	13	1 815 518	-	-	0	0	
2015	1	5 743 022 268	29 952	5 421 306 735	1 408	258 251 639	240	45 779 130	46	8 821 422	27	5 116 479	13	2 493 014	11	1 253 849	1	168 103	
	2	5 560 862 225	29 373	5 250 803 395	1 386	247 264 764	232	44 190 886	58	9 107 718	29	5 637 243	13	2 009 179	12	1 849 040	11	1 341 952	
	3	5 350 395 184	28 692	5 041 447 646	1 382	247 585 881	221	41 337 585	65	11 560 440	29	3 592 813	17	2 831 918	11	2 038 901	12	1 889 971	
	4	5 178 835 429	28 023	4 848 427 846	1 457	264 693 181	260	44 726 263	64	10 910 673	33	5 306 775	20	2 088 481	15	2 682 210	12	1 630 757	
	5	4 992 168 467	27 294	4 638 292 886	1 580	285 313 469	269	46 987 897	68	10 310 303	33	5 098 517	27	4 376 218	17	1 789 177	18	2 661 859	
	6	4 781 116 475	27 022	4 525 951 846	1 158	199 253 068	207	34 318 799	69	12 615 187	25	3 377 537	25	3 506 038	19	2 094 000	17	1 576 719	
	7	4 603 622 942	26 360	4 352 466 659	1 164	201 610 621	192	33 422 158	59	7 297 840	28	3 424 134	18	2 524 966	20	2 876 564	17	1 460 712	
	8	4 439 966 927	25 572	4 160 340 987	1 340	225 845 415	234	37 162 478	58	8 997 946	24	2 208 306	23	3 146 878	17	2 264 917	15	2 043 790	
	9	4 250 796 432	24 949	3 985 557 689	1 260	213 192 289	234	35 048 504	67	9 625 040	26	3 313 349	17	1 605 563	19	2 453 998	19	2 141 336	
	10	4 080 309 312	24 347	3 838 979 474	1 181	188 053 873	235	37 379 037	60	8 526 270	32	4 401 709	18	2 046 976	10	921 972	17	2 185 254	
	11	3 917 232 298	23 637	3 648 605 893	1 305	219 766 991	208	32 268 016	68	8 964 384	29	2 443 437	25	3 561 579	13	1 621 998	12	920 915	
	12	3 773 068 908	23 281	3 552 501 196	1 160	173 318 860	214	30 829 685	68	9 701 485	26	3 126 309	24	2 034 417	16	1 556 956	15	1 909 361	
2016	1	3 646 956 602	22 735	3 419 025 410	1 180	175 694 408	228	33 968 149	59	7 929 131	36	5 601 863	25	3 035 520	22	1 702 121	12	946 899	
	2	3 505 498 727	22 083	3 259 749 815	1 271	195 375 497	208	32 741 753	62	7 554 209	25	2 977 618	27	4 322 542	23	2 777 293	24	1 656 035	
	3	3 367 211 600	21 532	3 127 867 724	1 171	182 618 160	237	35 915 196	69	10 232 200	40	4 839 192	17	2 207 523	25	3 531 605	22	2 149 333	
	4	3 228 377 234	21 069	3 016 728 422	1 103	167 174 598	187	26 496 989	63	8 558 590	36	4 527 351	26	3 226 236	17	1 665 048	26	3 923 799	
	5	3 096 250 778	20 483	2 882 122 726	1 085	162 774 195	208	31 250 492	62	10 050 130	33	3 746 420	23	3 201 782	26	3 105 033	16	1 433 624	
	6	2 954 296 502	20 128	2 796 262 277	846	120 903 417	145	20 219 871	47	7 231 939	28	4 300 549	23	2 722 690	19	2 655 759	26	2 484 926	
	7	2 832 457 134	19 454	2 654 593 649	967	142 670 542	158	22 285 020	42	5 119 292	21	2 294 805	24	3 728 581	18	1 765 245	21	2 771 533	
	8	2 713 971 007	18 912	2 541 604 152	954	135 671 862	184	23 231 037	50	5 643 384	20	2 267 797	17	2 192 750	22	3 360 025	15	1 971 199	
	9	2 596 536 827	18 490	2 444 225 942	861	114 971 547	158	24 832 403	59	6 813 450	27	2 682 278	16	1 818 733	13	1 192 474	26	3 759 145	
	10	2 482 672 126	17 869	2 322 792 970	886	120 815 013	193	25 610 292	52	5 719 361	34	4 349 976	19	1 719 969	15	1 664 545	23	2 045 571	
	11	2 370 161 805	17 326	2 219 366 262	867	112 626 909	182	23 801 073	58	6 816 737	26	1 884 244	30	3 851 268	16	1 815 312	20	1 615 828	
	12	2 276 170 623	16 862	2 121 898 514	847	113 065 824	178	24 448 088	59	6 635 262	37	4 985 024	24	1 767 216	23	3 370 695	18	1 857 207	
2017	1	2 169 829 447	16 349	2 023 768 889	818	108 987 823	161	19 691 110	67	8 333 901	35	3 404 727	30	3 816 370	21	1 826 627	27	2 599 234	
	2																		
	3																		
	4																		
	5																		
	6																		
	7																		
	8																		
	9																		
	10																		
	11																		
	12																		

Bilkreditt 6 DAC
Monthly Investor Report

27. Priority of Payments

Reporting Date	01.03.2017	
Payment date	27.02.2017	
Period No	28	
Monthly Period	Jan 2017	
Interest Period	from 25.01.2017	to 27.02.2017 = 33 days



Priority of Payments

Available Distribution Amount	+	165 331 023,08	NOK	13 064 026,54	EUR
Senior Expenses	-	934 232,12	NOK		
Class A Notes Interest	-	1 517 259,72	NOK	-	EUR
Class B Notes Interest (prior to Principal Deficiency Trigger Event)	-	951 363,00	NOK		
Liquidity Reserve	-	18 209 364,98	NOK		
Class A Principal	-	106 341 176,00	NOK	13 064 026,54	EUR
Class B Interest (Post Principal Deficiency Trigger Event)	-	-	NOK		
Class B Principal	-	-	NOK		
Payments to the Reserve Fund	-	27 314 047,48	NOK		
Class C Notes Interest	-	637 898,00	NOK		
Class C notes Principal	-	-	NOK		
Interest Subordinated Loan, Principal Subordinated Loan	-	2 457 775,09	NOK		
Swap Subordinated Amounts	-	-	NOK		
Amounts due to seller for deemed collections refunded, refunds etc	-	-	NOK		
Payments to Seller	=	6 967 906,68	NOK	-	EUR

Bilkreditt 6 DAC
Monthly Investor Report

28. Transaction Costs



Reporting Date	01.03.2017
Payment date	27.02.2017
Period No	25
Monthly Period	Oct 2016
Interest Period	from 25.01.2017 to 25.11.2016 = ## days

Transaction Costs

	All Notes	Class A	Class B	Class C
Senior Expenses	934 232,12 NOK			
Interest accrued for the Period	3 565 077,57 NOK	1 962 641,57 NOK	960 613,00 NOK	641 823,00 NOK
Cumulative Interest accrued	184 959 390,77 NOK	137 872 986,77 NOK	28 292 207,00 NOK	18 794 197,00 NOK
Interest Payments	3 565 077,57 NOK	1 962 641,57 NOK	960 613,00 NOK	641 823,00 NOK
Cumulative Interest Payments	184 959 390,77 NOK	137 872 986,77 NOK	28 292 207,00 NOK	18 794 197,00 NOK
Interest accrued on Subordinated Loan for the Period	630 459,42 NOK			
Cumulative Interest accrued on Subordinated Loan	27 528 284,59 NOK			
Interest Payments on Subordinated Loan	630 459,42 NOK			
Cumulative Interest Payments on Subordinated Loan	27 528 284,59 NOK			
Unpaid Interest for the Period	- NOK			
Cumulative Unpaid Interest	- NOK			

Bilcreditt 6 DAC
Monthly Investor Report

29. Swap Counterparty Data



Reporting Date	01.03.2017
Payment date	27.02.2017
Period No	28
Monthly Period	Jan 2017
Interest Period from	25.01.2017 to 27.02.2017 = 33 days

Swap Counterparty Data

Swap Counterparty Provider Abbey National Treasury Services plc
Swap Rating Trigger Breach
Swap Collateral posted - EUR

Swap Data

Swap Type	Cross Currency Swap
Swap Opening Balance	1 367 927 623,00 NOK 168 050 076,54 EUR
1M Nibor (Notes, Swap) (2 days prior to interest period begin date)	0,7700 %
1M Euribor (Notes, Swap)	-0,3720 %
Gross Amount Due to Swap Counterparty	107 858 435,72 NOK
Gross Amount Due from Swap Counterparty	13 064 026,54 EUR
EUR/NOK spot rate	N/A

Bilkreditt 6 DAC
Monthly Investor Report

30. Contact Details



Santander Consumer Bank AS

Financial Markets

Anders Bruun-Olsen	+47 21 08 37 70
Priscilla Halverson	+47 21 08 37 72
Thomas Andrén-Johansen	+47 91 82 42 44
Joachim Joveng Rogne	+47 48 23 86 32

anders.bruun.olsen@santanderconsumer.no
priscilla.halverson@santanderconsumer.no
thomas.andren.johansen@santanderconsumer.no
joachim.joveng.rogne@santanderconsumer.no

Risk

Tom Daniel Sivertsen	+47 47 03 88 47
Ayan Ali	+47 48 50 46 46

tom.daniel.sivertsen@santanderconsumer.no
ayan.ali@santanderconsumer.no

Reporting Date	01.03.2017
Payment date	27.02.2017
Period No	28
Monthly Period	Jan 2017
Interest Period	from 25.01.2017 to 27.02.2017 = 33 days