

Bil kreditt 6 Limited
Monthly Investor Report

Cover Sheet Monthly Investor Report



Reporting Date	27/05/2016		Following payment dates:		27/06/2016
Payment date	25/05/2016				25/07/2016
Period No	19				
Monthly Period	Apr 2016				
Interest Period	from	25/04/2016	to	25/05/2016	= 30 days
Cut-Off Date	30/04/2016				

Index		Page
1	Portfolio Information	2
2	Amount Due for Distribution	3
3	Reserve Accounts	4
4	Performance Data	5
5	Outstanding Notes	6
6	Counterparty Ratings, Trigger Levels and Consequences	7
7	Original Principal Balance	8
7	Original PB (Graph)	9
8 a	Outstanding principal Balance	10
8 b	Outstanding PB (Graph)	11
9 a	Geographical Distribution	12
9 b	Geographical (Graph)	13
10 a	Interest Rate	14
10 b	Interest Rate (Graph)	15
11 a	Remaining Terms	16
11 b	Remaining Terms (Graph)	17
12 a	Seasoning	18
12 b	Seasoning (Graph)	19
13 a	Vehicle Type	20
13 b	Vehicle Type (Graph)	21
14 a	Hybrid loans as % of other loans	22
14 b	Hybrid loans as % of other loans (Graph)	23
15 a	Loans per borrower	24
15 b	Loans per borrower (Graph)	25
16 a	Amortization Profile	26
16 b	Amortization Profile (Graph)	27
17 a	Payment Holidays	28
17 b	Payment Holidays (Graph)	29
18 a	Payment Holidays (>-31dpd)	30
18 b	Payment Holidays (>-31dpd) (Graph)	31
19 a	Dynamic Interest Rate	32
19 b	Dynamic Interest Rate (Graph)	33
20 a	Borrower Type	34
20 b	Borrower Type (Graph)	35
21 a	Vehicle Condition	36
21 b	Vehicle Condition (Graph)	37
22 a	Downpayment	38
22 b	Downpayment (Graph)	39
23 a	Repayment Type	40
23 b	Repayment Type (Graph)	41
24 a	Dynamic Pre-Payments	42
24 b	Dynamic Pre-Payments (Graph)	43
25	Defaults, Recoveries and Losses by Quarter of Default	44
26	Dynamic Delinquency	45
27	Priority of Payments	46
28	Transaction Costs	47
29	Swap Counterparty Data	48
30	Contact Details	49

Bilcredditt 6 Limited
Monthly Investor Report

1. Portfolio Information



Reporting Date	27/05/2016	
Payment date	25/05/2016	
Period No	19	
Monthly Period	Apr 2016	
Interest Period	from 25/04/2016	to 25/05/2016 = 30 days

	Current Period		Previous Period
	Aggregated Outstanding		Aggregated Outstanding
	Principal Amount		Principal Amount
Outstanding receivables			
Opening balance	3.367.211.600,00	NOK	3.505.498.727,00
Scheduled Loan Principal Repayments	54.558.711,00	NOK	55.601.314,00
Prepayments	80.692.767,00	NOK	80.877.522,00
Deemed Collections - Other	-	NOK	-
Deemed Collections - CPI Single Premium Cancellations	597.736,00	NOK	735.103,00
Total Principal Payments Received	135.849.214,00	NOK	137.213.939,00
	-		-
New Defaulted Auto Loans in Period	3.923.799,00	NOK	2.149.333,00
Total New Defaults	3.923.799,00	NOK	2.149.333,00
Capitalised Interest (due to Repayment Holidays)	938.647,00	NOK	1.076.145,00
Closing Balance	3.228.377.234,00	NOK	3.367.211.600,00
Cumulative Capitalised Interest (Amount)			
Open	19.662.781,00	NOK	18.586.636,00
New	938.647,00	NOK	1.076.145,00
Close	20.601.428,00	NOK	19.662.781,00
Total revenue collections			
Revenue and fees received on loan balances	17.124.735,00	NOK	17.714.799,00
Recoveries on loans in default	1.012.382,00	NOK	642.392,00
Total Revenue Received in Period	18.137.117,00	NOK	18.357.191,00
# Loans			
At beginning of period	23.091	Loans	23.699
Paid in Full	564	Loans	586
Repurchased (Deemed Collections)	-	Loans	-
New loans into default	26	Loans	22
At end of period	22.501	Loans	23.091
Weighted Average Loan Return	6,57%		
Average NIBOR + Weighted Average Loan Threshold	3,86%		

Bilkreditt 6 Limited
Monthly Investor Report

2. Amount Due for Distribution



Reporting Date	27/05/2016			
Payment date	25/05/2016			
Period No	19			
Monthly Period	Apr 2016			
Interest Period	from	25/04/2016	to	25/05/2016 = 30 days

Available Distribution Amount

	Current Period		Previous Period	
a. Reserve Fund	70.109.974,54	NOK	72.939.132,04	NOK
b. Collections (Principal, interest, fees, etc)	153.986.331,00	NOK	155.571.130,00	NOK
c. Swap Counterparty payment to the Issuer	0,00	NOK	0,00	NOK
			17.062.867,56	EUR
d. Stamp Duty, Taxes, Liabilities, etc Paid by the Seller to the Issuer	0,00	NOK	0,00	NOK
e. Default Interest, Indemnities, etc Paid by the Seller to the Issuer	0,00	NOK	0,00	NOK
f. Other Amounts Paid by the Seller to the Issuer	0,00	NOK	0,00	NOK
g. Interest/Investment Return Earned and Paid by the Seller or the Collections Account Bank to the Issuer	146,34	NOK	1.145,19	NOK
h. Commingling Reserve	0,00	NOK	0,00	NOK
i. CPI Reserve	0,00	NOK	0,00	NOK
Total Amount for Distribution (Pre-Enforcement Waterfall)	224.096.451,88	NOK	17.062.867,56	EUR
			228.511.407,23	NOK
				16.998.162,74
				EUR

Bilcreditt 6 Limited
Monthly Investor Report

3. Reserve Accounts



Reporting Date	27/05/2016
Payment date	25/05/2016
Period No	19
Monthly Period	Apr 2016
Interest Period	from 25/04/2016 to 25/05/2016 = 30 days

Note Balance

Beginning of Period	3.367.211.600,00	NOK
End of Period	3.228.377.234,00	NOK

Reserve Fund

	in %		
Beginning of Period	1,2 %	42.065.984,72	NOK
Cash Outflow		42.065.984,72	NOK
Cash Inflow		40.406.539,20	NOK
End of Period	1,2 %	40.406.539,20	NOK
Required Reserve Amount	1,2 %	40.406.539,20	NOK

Liquidity Balance

Beginning of Period	0,8 %	28.043.989,82	NOK
Cash Outflow		28.043.989,82	NOK
Cash Inflow		26.937.692,80	NOK
End of Period	0,8 %	26.937.692,80	NOK
Required Reserve Amount	0,8 %	26.937.692,80	NOK

Supplementary Liquidity Ledger

Beginning of Period	-	NOK
Cash Outflow	-	NOK
Cash Inflow	-	NOK
End of Period	-	NOK
Required Reserve Amount	-	NOK

Commingling Reserve

Beginning of Period	153.620.411,02	NOK
Cash Outflow	-	NOK
Drawings from Commingling Reserve	-	NOK
Cash Inflow	3.127.849,18	NOK
End of Period	156.748.260,19	NOK
Required Commingling Reserve Fund	156.748.260,19	NOK

CPI Reserve

Beginning of Period	-	NOK
Cash Outflow (to Servicer)	-	NOK
Drawings	-	NOK
Cash Inflow (from Servicer)	-	NOK
End of Period	-	NOK
Required CPI Reserve Fund	-	NOK

Set-off from Deposits

No borrowers whose loans were sold to Bilcreditt 6 held deposits with Santander Consumer Bank AS. The risk of set-off from deposits is therefore zero.

Bilkreditt 6 Limited
Monthly Investor Report

4. Performance Data



Reporting Date	27/05/2016				
Payment date	25/05/2016				
Period No	19				
Monthly Period	Apr 2016				
Interest Period	from	25/04/2016	to	25/05/2016	= 30 days

Note Balance

Beginning of Period	3.367.211.600,00	NOK
End of Period	3.228.377.234,00	NOK

Portfolio Performance:

Performing Receivables:

	NOK	%	# loans
Current	3.016.728.422,00	93,44%	21.069
1-29 days past due	167.174.598,00	5,18%	1.103
		0,00%	

Delinquent Receivables:

30-59 days past due	26.496.989,00	0,82%	187
60-89 days past due	8.558.590,00	0,27%	63
90-119 days past due	4.527.351,00	0,14%	36
120-149 days past due	3.226.236,00	0,10%	26
150-179 days past due	1.665.048,00	0,05%	17
Total Performing and Delinquent	3.228.377.234,00	100,00%	22.501

Current Period Defaults	3.923.799,00	26
Cumulative Defaults	29.212.006,00	251
Current Period Recoveries	1.012.382,00	
Cumulative Recoveries	9.754.304,00	

Bilkreditt 6 Limited
Monthly Investor Report

5. Outstanding Notes



Reporting Date	27/05/2016	
Payment date	25/05/2016	
Period No	19	
Monthly Period	Apr 2016	
Interest Period	from 25/04/2016	to 25/05/2016 = 30 days

1. Note Balance

	All Notes	Class A	Class B	Class C	Class C
General Note Information					
ISIN Code		XS1101828561	XS1101831516	N/A	
Currency		EUR	NOK	NOK	
Initial Tranching	100%	86,50%	8,25%	5,25%	
Legal Final Maturity Date		25/07/2029	25/07/2029	25/07/2029	
Rating (Fitch/Moody's)		Aaa(sf)/AAA(sf)	A1(sf)/A(sf)	Unrated	
Initial Notes Aggregate Principal Outstanding Balance	6.728.343.000,00 NOK	715.000.000,00 EUR	555.000.000,00 NOK	353.000.000,00 NOK	243.000,00 NOK
Initial Nominal per Note		100.000,00 EUR	1.000.000,00 NOK	1.000.000,00 NOK	1.000,00 NOK
Initial Number of Notes per Class		7150	555	353	243
Current Note Information					
Class Principal Outstanding Opening Balance		302.084.594,59 EUR	555.000.000,00 NOK	353.000.000,00 NOK	243.000,00 NOK
Available Distribution Amount	224.096.451,88 NOK				
Amortisation	138.834.366,00 NOK				
Redemption per Class		17.055.818,92 EUR	- NOK	- NOK	- NOK
Redemption per Note		2.385,43 EUR	- NOK	- NOK	- NOK
Class Principal Outstanding Closing Balance	3.228.377.234,00 NOK	285.028.775,68 EUR	555.000.000,00 NOK	353.000.000,00 NOK	243.000,00 NOK
Current Tranching		71,87%	17,19%	10,93%	0,01%
Current Pool Factor		0,40	1,00	1,00	1,00

2. Payments to Investors per Note

	All Notes	Class A	Class B	Class C	Class C
Interest rate Basis: 1-M EURIBOR / Spread	-0,3420 %				
Interest Rate Basis: 1-M NIBOR / Spread	0,8500 %	0,3700 %	1,1000 %	1,2000 %	
Day Count Convention		(ACT/360)	(ACT/360)	(ACT/360)	
Interest Days	30				
Principal Outstanding per Note Beginning of Period		42.249,59 EUR	1.000.000,00 NOK	1.000.000,00 NOK	1.000,00 NOK
>Principal Repayment per note		2.385,43 EUR	- NOK	- NOK	- NOK
Principal Outstanding per Note End of Period		39.864,16 EUR	1.000.000,00 NOK	1.000.000,00 NOK	1.000,00 NOK
>Interest accrued for the period		0,99 EUR	1.625,00 NOK	1.708,33 NOK	1,71 NOK
Interest Payment	1.562.707,93 NOK	7.048,64 EUR	901.875,00 NOK	603.041,87 NOK	415,13 NOK
Interest Payment per Note		0,99 EUR	1.625,00 NOK	1.708,33 NOK	1,71 NOK

3. Credit Enhancements

Initial total CE (Subordination, Reserve)		15,50%	7,25%	2,00%	
Current CE (incl. Excess Spread)		33,30%	16,11%	5,16%	
Current CE (excl. Excess Spread)		30,22%	13,03%	2,09%	

We hereby confirm that the Seller confirms its ongoing retention of a net economic interest of at least 5% in accordance with Article 405 of the CRR and Article 51 of the AIFMR.

Bilcredditt 6 Limited
Monthly Investor Report

6. Counterparty Ratings, Trigger Levels and Consequences



Reporting Date 27/05/2016
 Payment date 25/05/2016
 Period No 19
 Monthly Period Apr 2016
 Interest Period: 25/04/2016 to 25/05/2016 = 30 days

Transaction Role	Counterparty	Rating Triggers								Trigger breached	Summary of Contractual Requirements if Rating Trigger Breach	
		Short Term				Long Term						
		S&P		Moody's		S&P		Moody's				
Criteria	Current	Criteria	Current	Criteria	Current	Criteria	Current					
Issuer	Bilcredditt 6 Limited		No rating		No rating		No rating		No rating	N/A		
Seller	Santander Consumer Bank AS		No rating		No rating		No rating		No rating	N/A		
Servicer	Santander Consumer Bank AS		No rating		No rating		No rating		No rating	N/A		
Servicer's Owner	Banco Santander	Downgrade 1	A-1 Credit watch negative	A-2	P-1 Review for possible Downgrade	P-2	A Credit watch negative	A-	A2 Review for possible Downgrade	A3	Y	The Servicing Agreement will provide that, if a Servicer's Owner Downgrade 1 occurs and for so long as it is continuing, (i) the Servicer shall (or, if the Seller is not the Servicer, the Seller shall), within 10 Business Days, procure that the Subordinated Loan Provider makes available to the Issuer an advance by way of deposit to the Commingling Reserve Account in an amount equal to the Commingling Reserve Required Amount; and (ii) the Servicer will, within 10 Business Days, instruct the Collections Account Bank to transfer to the Transaction Account within one Oslo Banking Day after receipt (or, in the case of exceptional circumstances causing an operational delay in the transfer, within three Oslo Banking Days after receipt) any and all Collections received from time to time in the Seller Collections Account. As at the date of this Prospectus, the Servicer's Owner's short-term and long-term unsecured, unsubordinated and unguaranteed indebtedness is rated P-2 and Baa1 respectively by Moody's and A-2 and BBB- respectively by S&P; therefore, a Servicer's Owner Downgrade 1 has occurred. As a consequence, on or before the Note Issuance Date, the Commingling Reserve Account will be funded through the proceeds of an advance made by the Subordinated Loan Provider to the Issuer in an amount equal to the Commingling Reserve Required Amount. If the Servicer's Owner Downgrade 1 is cured, the amount standing to the Commingling Reserve Account will be released.
		Downgrade 2	N/A	A-2	N/A	P-2	BBB- Credit Watch Negative	A-	Baa2 Review for possible Downgrade	A3	N	The Servicing Agreement shall provide that, if (a) a Servicer's Owner Downgrade 2 exists and is continuing or (b) there is a change of control of the Servicer or the Subordinated Loan Provider (in each case, so long as it is Santander Consumer Bank AS), then the Servicer (or, if the Seller is not the Servicer, the Seller), shall, at its own cost, either: (i) within 14 calendar days, obtain from a third party with the Required Ratings a guarantee of the Seller's obligations under the Auto Portfolio Purchase Agreement to pay to the Issuer a Deemed Collection in the amount of any unpaid portion of the Principal Amount of any Purchased Auto Loan corresponding to CPI Policy premium where the related CPI Policy has been cancelled (each a "CPI Deemed Collection"); or (ii) procure that, within 14 calendar days, the Servicer will establish and maintain the CPI Ledger on the Transaction Account to hold an amount as determined by the Servicer or Seller, which shall be made available by the Subordinated Loan Provider. Such amount shall be equal to the aggregate of all CPI Deemed Collections that would have been payable by the Seller in the event that, as at the immediately preceding Cut-Off Date, the CPI Policies relating to all outstanding Purchased Auto Loans had been cancelled.
		Downgrade 3	N/A	A-2	N/A	P-2	BB+ Credit watch Negative	A-	Baa3 Review for possible Downgrade	A3	N	The Issuer will, or will require the Servicer to, will instruct the Debtors to make payments on Purchased Auto Loans to a specified account of the Issuer (the "Issuer Collections Account") at the Collections Account Bank. On a daily basis, the Servicer will arrange for the transfer of the amounts on deposit in the Issuer Collections Account to the Transaction Account. Must identify a Back up Servicer
Issuer Cross Currency Swap Provider	ANTS	Moody's First Rating Trigger Collateral.	N/A	N/A		P-1	N/A	N/A	BBB	Aa3	N	Post collateral within 30 calendar days and/or obtain a guarantee or a replacement or take such other action as confirmed by Moody's within 30 calendar days
		Moody's Second Rating Trigger Replacement.	N/A	N/A		P-1	N/A	N/A		Aa3	N	
Issuer Cross Currency Swap Provider	ANTS	Initial S&P Required Rating	A-2	A-1	N/A	N/A	A-	A	N/A	N/A	N	Post collateral within 10 bd
		Subsequent S&P Required Rating	N/A	A-1	N/A	N/A	BBB	A	N/A	N/A	N	Post collateral within 10 business days. Within 60 days transfer all of its rights and obligations with respect to this Agreement to an S&P Eligible Replacement or procure, subject to confirmation by S&P, an S&P Eligible Replacement to become a co-obligor or guarantor or take such other action as confirmed by S&P as will result in Class A Notes rating being maintained.
Transaction Account Bank	Bank of New York Mellon		A-2	A-1+	P-2	P-1	A-	AA-	A3	Aa1	N	If at any time a Ratings Downgrade has occurred with respect to the Transaction Account Bank, the Issuer will be required, within thirty (30) calendar days after the Ratings Downgrade, to transfer any amounts credited to the Issuer Secured Accounts, at no cost to the Issuer, to an alternative bank with at least the Required Ratings. The alternative bank will need to (i) enter into a Transaction Account Agreement prior to the transfer and (ii) accede to the Security Trust Deed.
Paying Agent and related roles	Bank of New York Mellon			A-1+		P-1		AA-		Aa1	N/A	
Corporate Service Provider	Bank of New York Mellon			A-1+		P-1		AA-		Aa1	N/A	
Note Trustee and Security Trustee	Bank of New York Mellon			A-1+		P-1		AA-		Aa1	N/A	
Collections Bank	SEB AB		A-2	A-1	P-2	P-1	A-	A+	A3	Aa3	N	If at any time a Ratings Downgrade has occurred, then the Issuer shall (with the prior written consent of the Note Trustee) use reasonable endeavours to procure that, within 30 calendar days, the Issuer Collections Account and all of the funds standing to the credit of the Issuer Collections Account are transferred to another bank or banks who meet the Required Ratings (which bank shall be notified in writing by the Issuer to the Collections Account Bank and approved in writing by the Note Trustee); the appointment of the Collections Account Bank shall terminate on the date on which the appointment of the new transaction account bank becomes effective.

Bilkreditt 6 Limited
Monthly Investor Report

7.a Original Portfolio Principal Balance



Reporting Date	27/05/2016		
Payment date	25/05/2016		
Period No	19		
Monthly Period	Apr 2016		
Interest Period	from	25/04/2016	to 25/05/2016 = 30 days

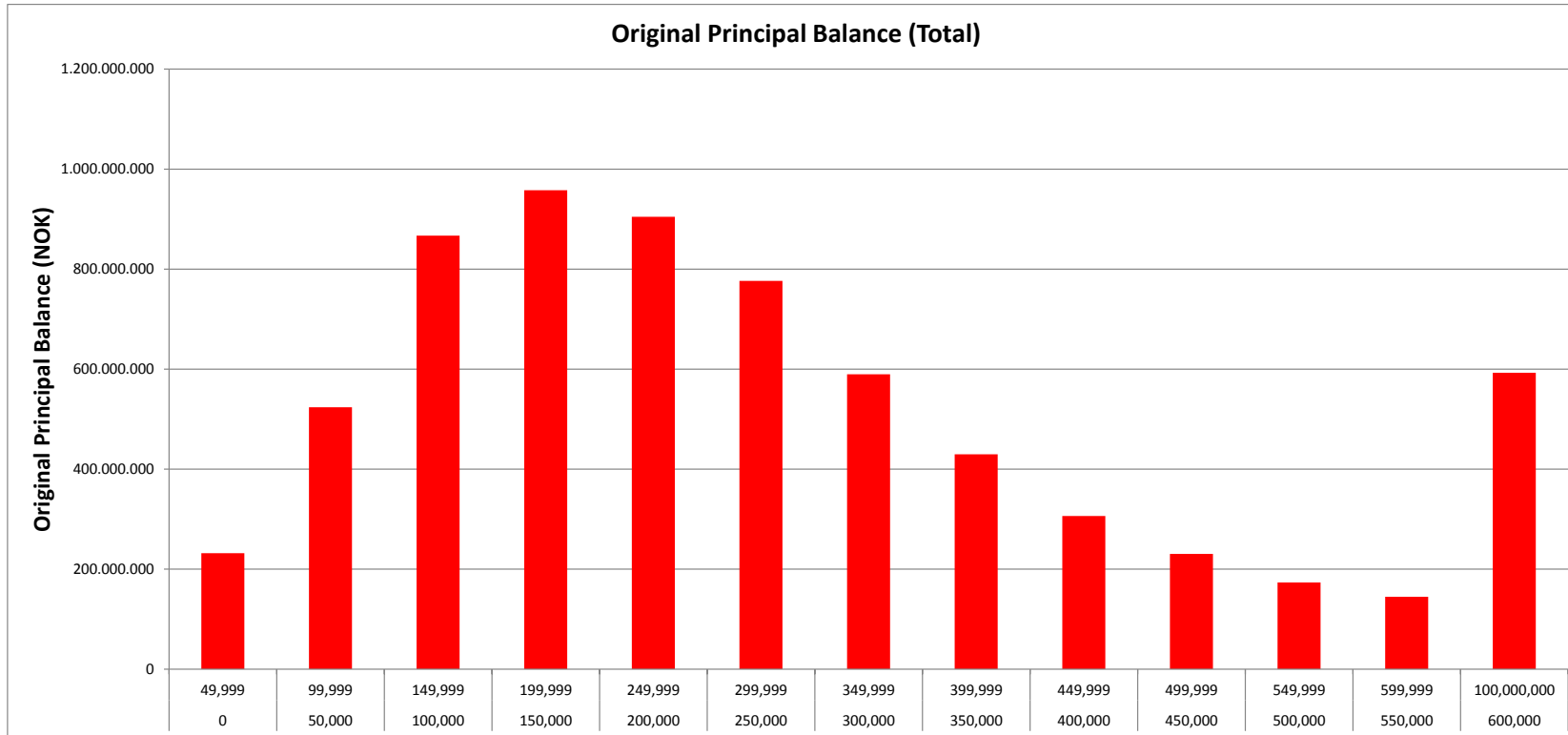
Average amount - all: 195.694

TOTAL										
	Min	Max	No	Original balance	% of outstanding balance	% of loans	WA mounths to maturity	WA seasoning		
Original balance	0	49.999	3.205	231.870.371	3,45%	9,32%	15,7	3,2		
	50.000	99.999	6.712	523.887.214	7,79%	19,52%	52,0	7,5		
	100.000	149.999	6.833	866.752.377	12,88%	19,87%	63,1	7,3		
	150.000	199.999	5.426	957.610.608	14,23%	15,78%	70,1	7,3		
	200.000	249.999	3.977	904.672.597	13,45%	11,57%	75,2	7,4		
	250.000	299.999	2.802	776.453.348	11,54%	8,15%	78,8	7,3		
	300.000	349.999	1.799	589.586.475	8,76%	5,23%	80,6	7,2		
	350.000	399.999	1.140	429.857.714	6,39%	3,32%	83,1	7,1		
	400.000	449.999	713	306.291.799	4,55%	2,07%	83,5	6,7		
	450.000	499.999	482	230.582.462	3,43%	1,40%	85,1	7,0		
	500.000	549.999	328	173.323.892	2,58%	0,95%	88,0	7,1		
	550.000	599.999	250	144.743.142	2,15%	0,73%	88,5	6,7		
	600.000	100.000.000	715	592.710.015	8,81%	2,08%	86,8	7,0		
	Total			34.382	6.728.342.014	100%	100%	72,8	7,1	

Bilkreditt 6 Limited
Monthly Investor Report

7.b Original Principal Balance Graph

Reporting Date	27/05/2016	
Payment date	25/05/2016	
Period No	19	
Monthly Period	Apr 2016	
Interest Period	from 25/04/2016	to 25/05/2016 = 30 days



Bil kreditt 6 Limited
Monthly Investor Report

8.a Outstanding Principal Balance



Reporting Date	27/05/2016	
Payment date	25/05/2016	
Period No	19	
Monthly Period	Apr 2016	
Interest Period	from 25/04/2016	to 25/05/2016 = 30 days

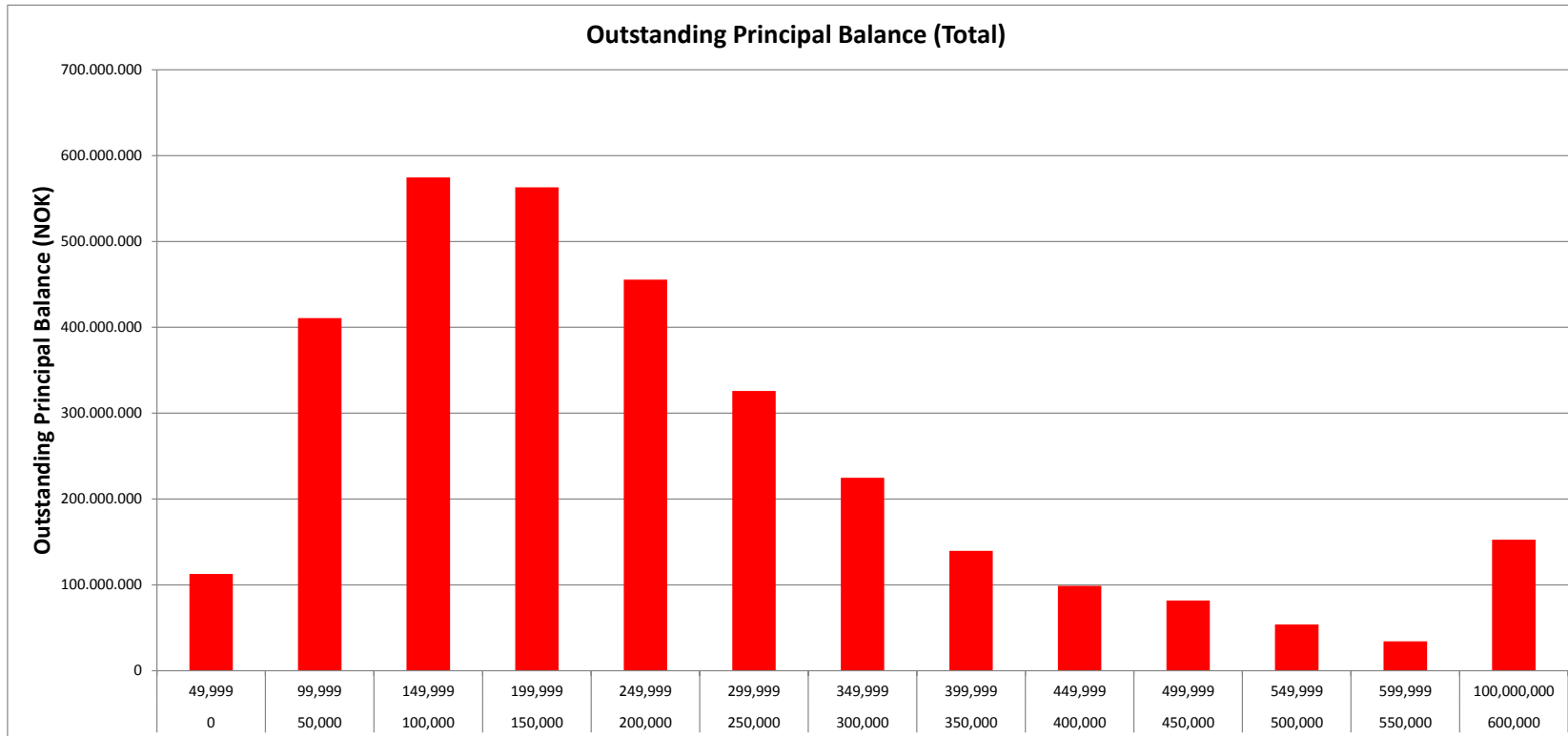
Average amount - all: 143.477

		TOTAL						
Min	Max	No	Outstanding balance	% of Outstanding balance	% of loans	WA months to maturity	WA seasoning	
0	49.999	4.053	112.785.853	3,49%	18,01%	29,5	26,8	
50.000	99.999	5.480	410.694.217	12,72%	24,35%	42,3	26,6	
100.000	149.999	4.654	574.691.757	17,80%	20,68%	52,1	26,3	
150.000	199.999	3.247	563.014.498	17,44%	14,43%	58,7	26,3	
200.000	249.999	2.043	455.645.095	14,11%	9,08%	64,9	26,3	
250.000	299.999	1.196	325.782.285	10,09%	5,32%	69,3	26,1	
300.000	349.999	697	224.683.460	6,96%	3,10%	73,2	25,7	
350.000	399.999	375	139.567.797	4,32%	1,67%	72,7	25,7	
400.000	449.999	234	98.913.708	3,06%	1,04%	75,6	26,4	
450.000	499.999	173	81.846.884	2,54%	0,77%	77,6	26,1	
500.000	549.999	103	53.818.651	1,67%	0,46%	79,0	25,9	
550.000	599.999	60	34.243.262	1,06%	0,27%	81,1	27,1	
600.000	100.000.000	186	152.689.767	4,73%	0,83%	75,0	25,9	
Total		22.501	3.228.377.234	100%	100%	60,3	26,3	

Bilkreditt 6 Limited
Monthly Investor Report

8.b Outstanding Principal Balance Graph

Reporting Date	27/05/2016	
Payment date	25/05/2016	
Period No	19	
Monthly Period	Apr 2016	
Interest Period	from 25/04/2016	to 25/05/2016 = 30 days



Bilkreditt 6 Limited
Monthly Investor Report

9.a Geographical Distribution



Reporting Date	27/05/2016	
Payment date	25/05/2016	
Period No	19	
Monthly Period	Apr 2016	
Interest Period	from 25/04/2016	to 25/05/2016 = 30 days

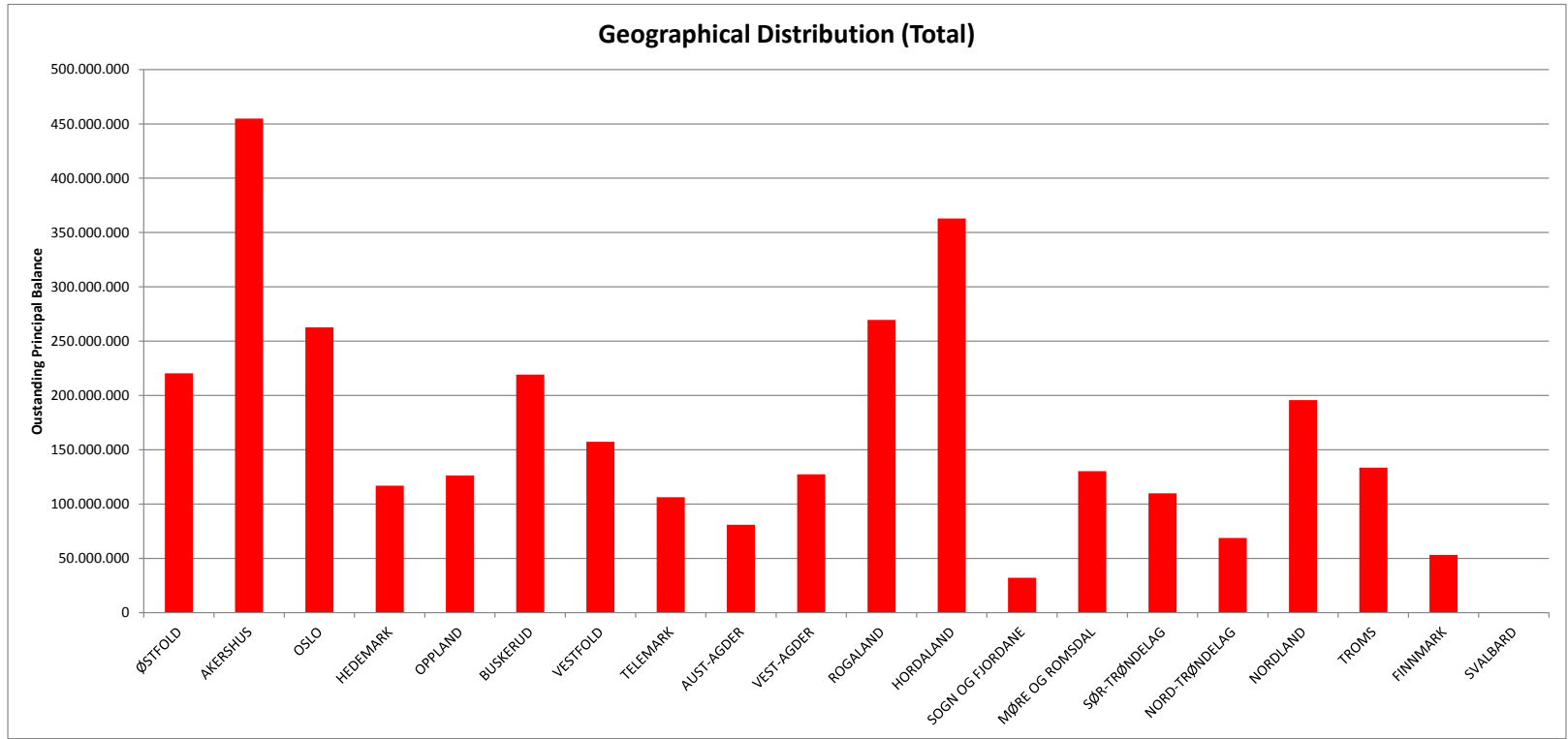
		TOTAL						
District code	No	Outstanding balance	% of Outstanding balance	% of Loans	District	WA months to maturity	WA seasoning	
0100	1.579	220.457.913	6,83%	7,02%	ØSTFOLD	60,4	26,5	
0200	3.096	454.820.317	14,09%	13,76%	AKERSHUS	59,3	26,2	
0300	1.706	262.748.686	8,14%	7,58%	OSLO	53,6	26,3	
0400	972	116.858.846	3,62%	4,32%	HEDEMARK	56,2	26,0	
0500	940	126.267.538	3,91%	4,18%	OPPLAND	59,7	26,3	
0600	1.582	219.227.215	6,79%	7,03%	BUSKERUD	58,2	26,4	
0700	1.139	157.298.884	4,87%	5,06%	VESTFOLD	61,5	26,3	
0800	831	106.353.190	3,29%	3,69%	TELEMARK	58,9	26,2	
0900	600	80.901.616	2,51%	2,67%	AUST-AGDER	60,2	26,1	
1000	874	127.327.357	3,94%	3,88%	VEST-AGDER	59,3	26,2	
1100	1.805	269.621.515	8,35%	8,02%	ROGALAND	63,3	26,4	
1200	2.326	362.868.158	11,24%	10,34%	HORDALAND	62,7	26,3	
1400	236	32.054.769	0,99%	1,05%	SOGN OG FJORDANE	64,5	25,9	
1500	914	130.232.444	4,03%	4,06%	MJØRE OG ROMSDAL	61,6	26,2	
1600	835	109.962.649	3,41%	3,71%	SØR-TRØNDELAG	57,3	26,4	
1700	516	68.788.189	2,13%	2,29%	NORD-TRØNDELAG	60,5	26,3	
1800	1.316	195.647.344	6,06%	5,85%	NORDLAND	64,9	26,1	
1900	903	133.485.433	4,13%	4,01%	TROMS	65,1	25,8	
2000	330	53.216.533	1,65%	1,47%	FINNMARK	63,7	25,8	
2100	1	238.638	0,01%	0,00%	SVALBARD	92,0	31,0	
Total:	22.501	3.228.377.234	100%	100%		60,3	26,3	

Geographic distribution

Bilkreditt 6 Limited
Monthly Investor Report

9.b Geographical Distribution Graph

Reporting Date	27/05/2016	
Payment date	25/05/2016	
Period No	19	
Monthly Period	Apr 2016	
Interest Period	from 25/04/2016	to 25/05/2016 = 30 days



Bilkreditt 6 Limited
Monthly Investor Report

10.a Interest Rate



Reporting Date	27/05/2016	
Payment date	25/05/2016	
Period No	19	
Monthly Period	Apr 2016	
Interest Period	from 25/04/2016	to 25/05/2016 = 30 days

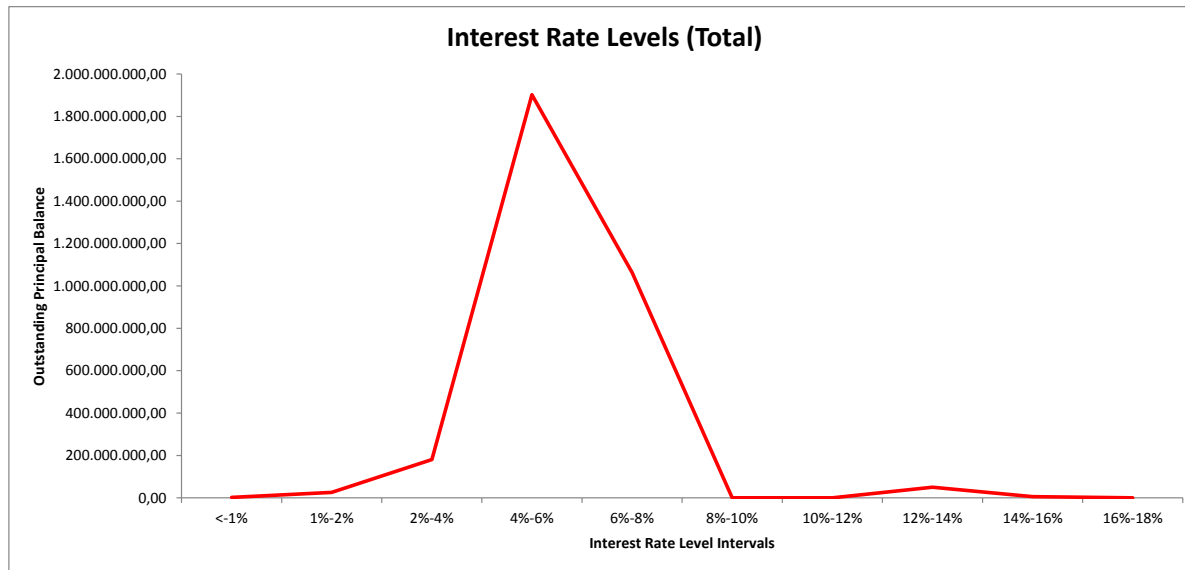
TOTAL						
Min (>=)	Max (<)	No	Outstanding balance	% of Outstanding balance	WA months to maturity	WA seasoning
<	1%	15	1.883.484	0,06%	39,3	26,0
1%	2%	231	25.881.876	0,80%	51,6	24,8
2%	4%	1.084	180.199.586	5,58%	55,9	26,5
4%	6%	11.749	1.902.188.841	58,92%	61,1	26,2
6%	8%	7.947	1.062.740.928	32,92%	60,9	26,3
8%	10%	2	62.864	0,00%	22,3	25,6
10%	12%	-	-	-	-	-
12%	14%	1.268	49.756.900	1,54%	41,7	26,1
14%	16%	205	5.662.755	0,18%	37,3	27,1
16%	18%	-	-	-	-	-
Total		22.501	3.228.377.234	100%	60,3	26,2

Bilkreditt 6 Limited
Monthly Investor Report

10.b Interest Rate



Reporting Date	27/05/2016				
Payment date	25/05/2016				
Period No	19				
Monthly Period	Apr 2016				
Interest Period	from	25/04/2016	to	25/05/2016	= 30 days



**Bilkreditt 6 Limited
Monthly Investor Report**

11.a Remaining Terms



Reporting Date	27/05/2016	
Payment date	25/05/2016	
Period No	19	
Monthly Period	Apr 2016	
Interest Period	from 25/04/2016	to 25/05/2016 = 30 days

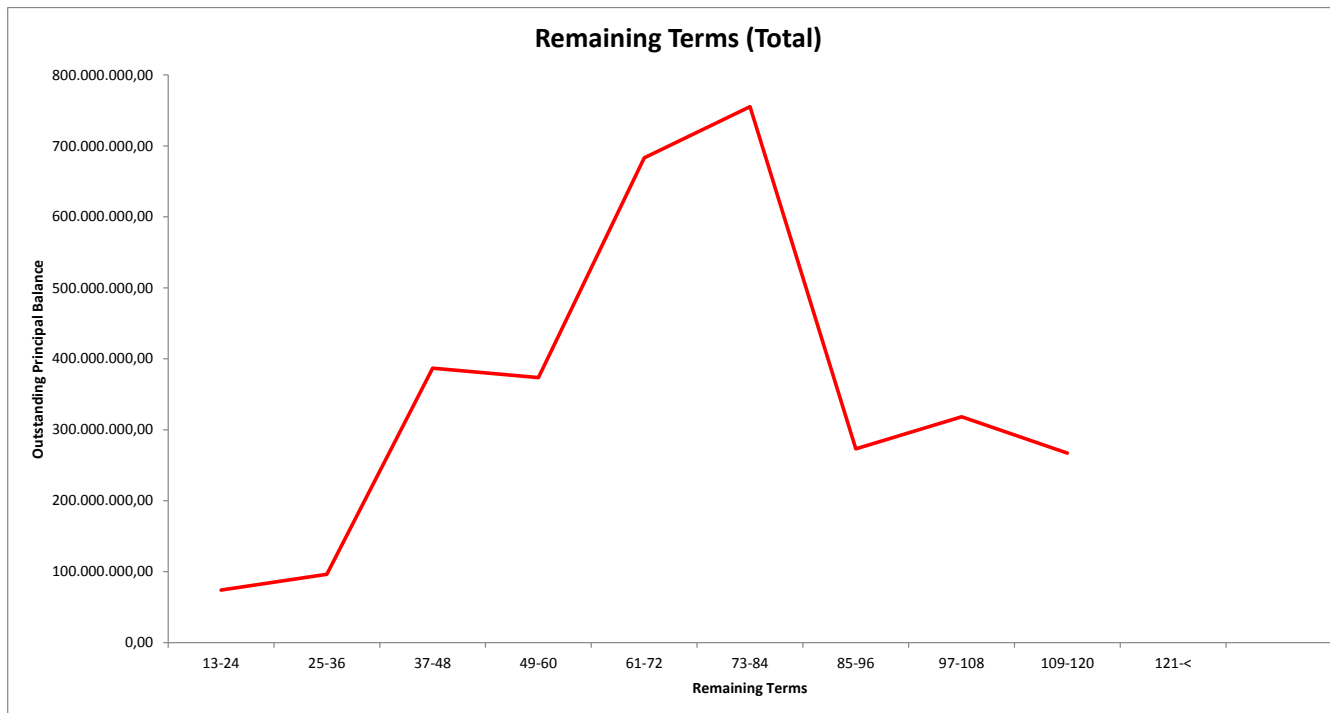
TOTAL						
Min	Max	No	Outstanding balance	% of Outstanding balance	WA months to maturity	WA seasoning
1	12	1.355	74.149.630	2,30%	9,2	28,2
13	24	1.411	96.440.038	2,99%	17,9	26,0
25	36	4.444	386.758.465	11,98%	32,8	27,8
37	48	3.438	373.576.130	11,57%	40,4	25,0
49	60	4.554	683.284.275	21,16%	56,6	27,7
61	72	4.189	755.221.726	23,39%	65,2	25,5
73	84	1.160	273.109.592	8,46%	75,5	24,6
85	96	1.104	318.166.693	9,86%	92,9	27,7
97	108	844	267.028.365	8,27%	98,6	23,8
109	120					
121		2	642.320	0,02%	127,8	22,7
Total		22.501	3.228.377.234	100%	60,3	26,3

Bilkreditt 6 Limited
Monthly Investor Report

11.b Remaining Terms



Reporting Date	27/05/2016				
Payment date	25/05/2016				
Period No	19				
Monthly Period	Apr 2016				
Interest Period	from	25/04/2016	to	25/05/2016	= 30 days



**Bilkreditt 6 Limited
Monthly Investor Report**

12.a Seasoning



Reporting Date	27/05/2016	
Payment date	25/05/2016	
Period No	19	
Monthly Period	Apr 2016	
Interest Period	from 25/04/2016	to 25/05/2016 = 30 days

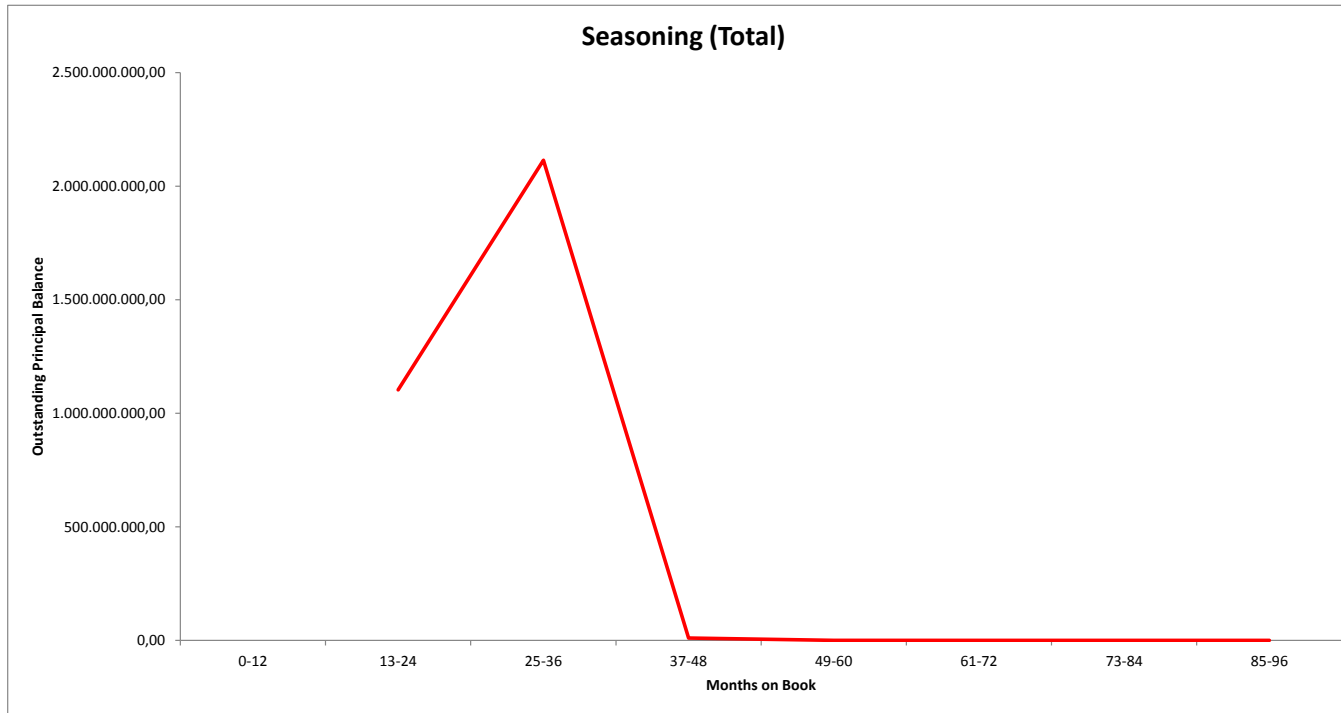
TOTAL								
Months on book	Min	Max	No	Outstanding balance	% of Outstanding balance	WA months to maturity	WA seasoning	
	0		12					
	13		24	7.186	1.103.423.339	34,18%	64,0	23,1
	25		36	15.247	2.114.232.102	65,49%	58,4	27,8
	37		48	64	10.194.093	0	51	41
	49		60	4	527.700	0	69	50
	61		72	-	-	-	-	-
	73		84	-	-	-	-	-
	85		96	-	-	-	-	-
	Total			22.501	3.228.377.234	100,00%	60,3	26,3

Bilkreditt 6 Limited
Monthly Investor Report

12.b Seasoning



Reporting Date	27/05/2016				
Payment date	25/05/2016				
Period No	19				
Monthly Period	Apr 2016				
Interest Period	from	25/04/2016	to	25/05/2016	= 30 days



**Bilkreditt 6 Limited
Monthly Investor Report**

13.a Vehicle type



Reporting Date	27/05/2016				
Payment date	25/05/2016				
Period No	19				
Monthly Period	Apr 2016				
Interest Period	from	25/04/2016	to	25/05/2016	= 30 days

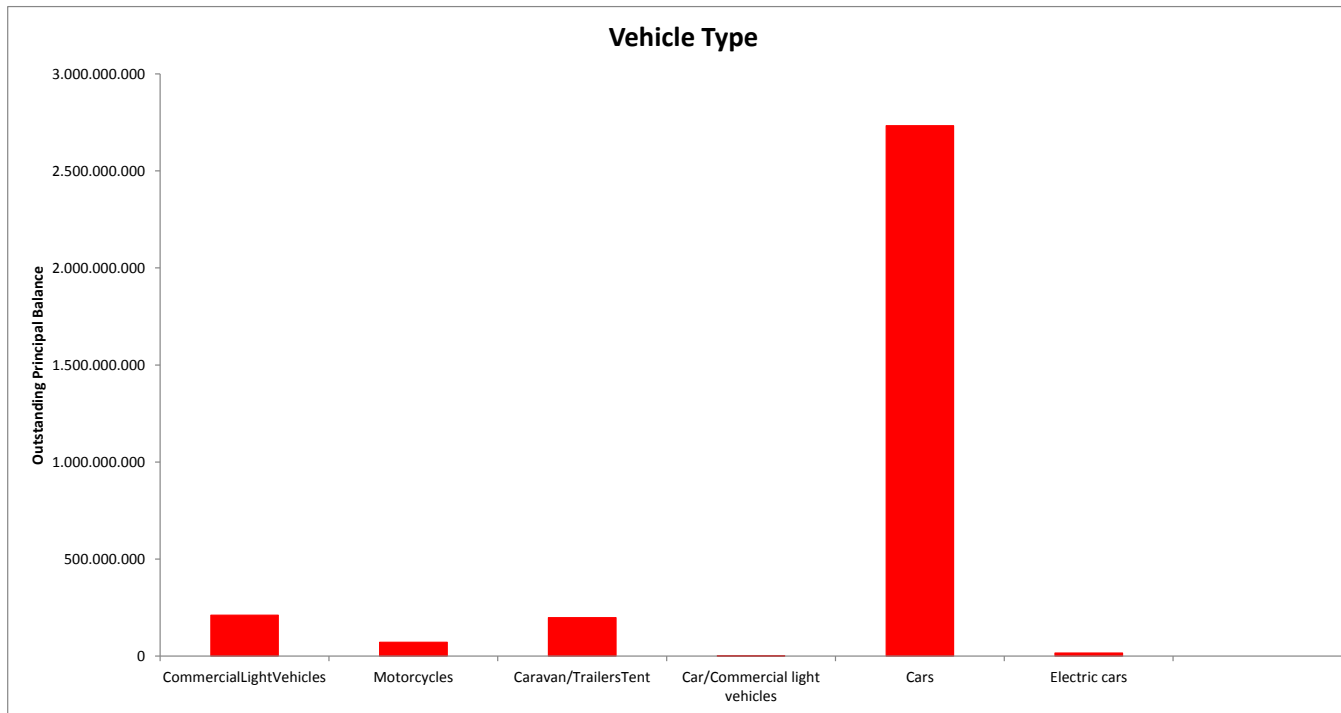
TOTAL						
Vehicle type	Min	No	Outstanding balance	% of Outstanding balance	WA months to maturity	WA seasoning
	CommercialLightVehicles	1.589	210.323.491	6,51%	47,3	26,4
	Motorcycles	807	70.925.036	2,20%	56,6	25,1
	Caravan/TrailersTent	1.150	197.739.328	6,13%	76,5	25,0
	Car/Commercial light vehicles	6	908.872	0,03%	46,3	27,5
	Cars	18.888	2.733.011.483	84,66%	60,2	26,4
	Electric cars	61	15.469.024	0,48%	63,5	26,1
		22.501	3.228.377.234	100%	60,3	26,3

Bilkreditt 6 Limited
Monthly Investor Report

13.b Vehicle type



Reporting Date	27/05/2016					
Payment date	25/05/2016					
Period No	19					
Monthly Period	Apr 2016					
Interest Period	from	25/04/2016	to	25/05/2016	=	30 days



Bilkreditt 6 Limited
Monthly Investor Report

14.a Hybrid loans



Reporting Date	27/05/2016				
Payment date	25/05/2016				
Period No	19				
Monthly Period	Apr 2016				
Interest Period	from	25/04/2016	to	25/05/2016	= 30 days

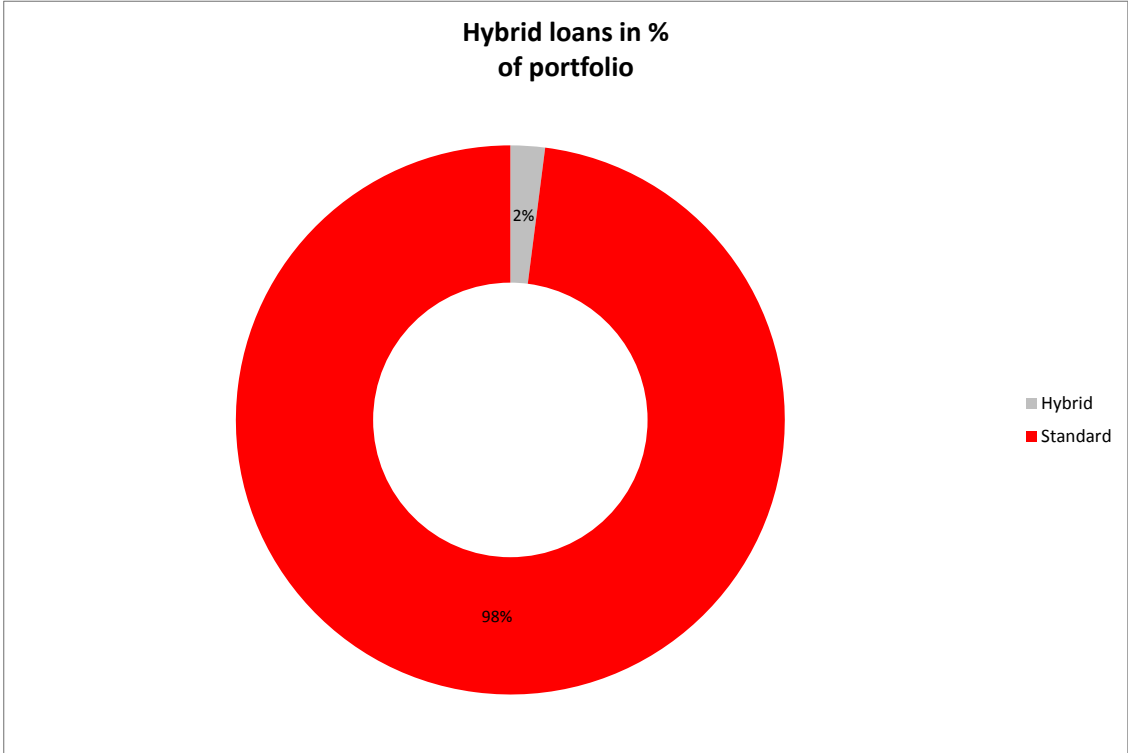
Hybrid loans in % of portfolio	TOTAL					
	Min	No	Outstanding balance	% of Outstanding Balance	WA months to maturity	WA seasoning
Hybrid		186	65.492.002	2,03%	13,2	27,2
Standard		22.315	3.162.885.232	97,97%	61,3	26,2
Total		22.501	3.228.377.234	100%	60,3	26,3

Bilkreditt 6 Limited
Monthly Investor Report

14.b Hybrid loans



Reporting Date	27/05/2016				
Payment date	25/05/2016				
Period No	19				
Monthly Period	Apr 2016				
Interest Period	from	25/04/2016	to	25/05/2016	= 30 days

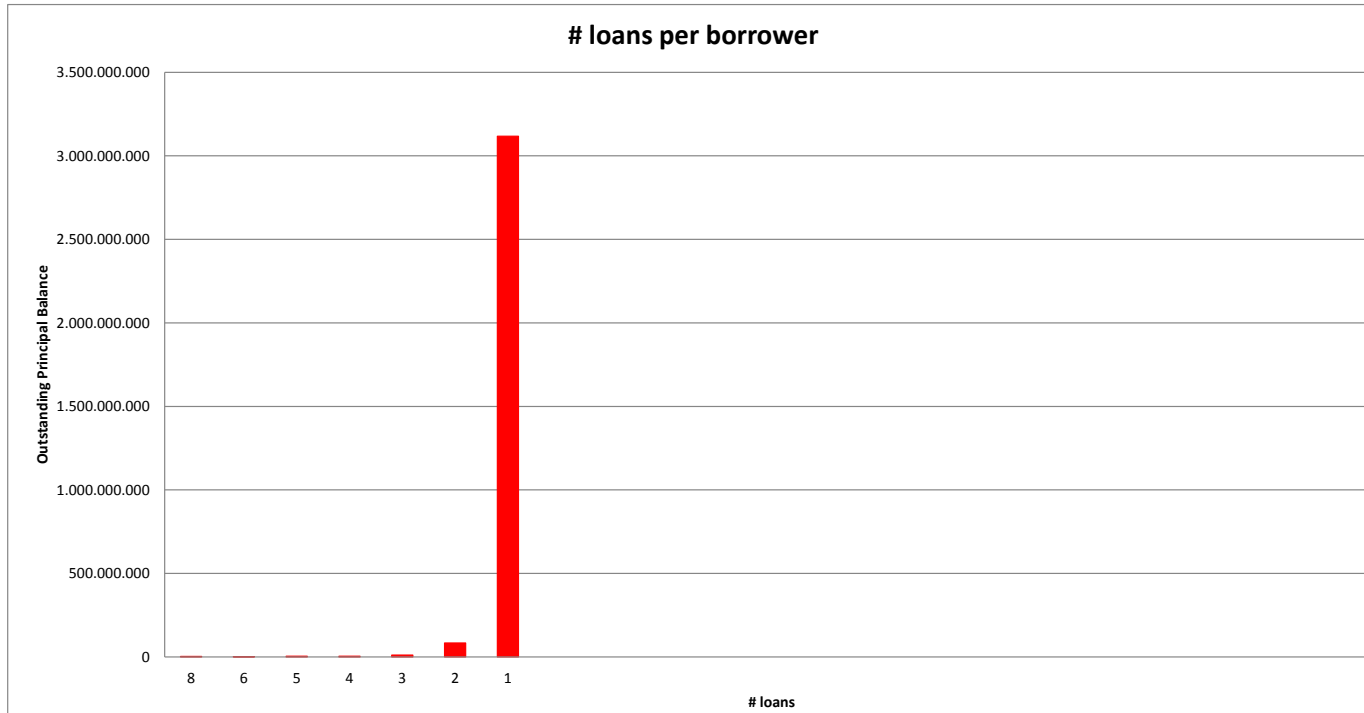


Bilkreditt 6 Limited
Monthly Investor Report

15.b # loans per borrower



Reporting Date	27/05/2016					
Payment date	25/05/2016					
Period No	19					
Monthly Period	Apr 2016					
Interest Period	from	25/04/2016	to	25/05/2016	=	30 days



**Bilkreditt 6 Limited
Monthly Investor Report**

16.a Amortization Profile



Reporting Date	27/05/2016	
Payment date	25/05/2016	
Period No	19	
Monthly Period	Apr 2016	
Interest Period	from 25/04/2016	to 25/05/2016 = 30 days

Period	TOTAL					
	Opening balance	Closing balance	Amortization	Interest	Yield	Percentage
1	3.228.377.234	3.171.124.317	57.252.917	15.863.178	5,90%	98,23%
2	3.171.124.317	3.112.561.306	58.563.011	15.583.568	5,90%	96,41%
3	3.112.561.306	3.054.401.607	58.159.699	15.295.233	5,90%	94,61%
4	3.054.401.607	2.996.089.537	58.312.070	15.007.593	5,90%	92,80%
5	2.996.089.537	2.937.578.389	58.511.148	14.719.006	5,90%	90,99%
6	2.937.578.389	2.873.894.620	63.683.769	14.406.704	5,89%	89,02%
7	2.873.894.620	2.812.553.749	61.340.870	14.105.593	5,89%	87,12%
8	2.812.553.749	2.748.853.322	63.700.427	13.794.115	5,89%	85,15%
9	2.748.853.322	2.685.882.457	62.970.866	13.487.807	5,89%	83,20%
10	2.685.882.457	2.623.102.474	62.779.983	13.178.764	5,89%	81,25%
11	2.623.102.474	2.558.373.475	64.728.989	12.865.218	5,89%	79,25%
12	2.558.373.475	2.499.354.019	59.019.456	12.572.167	5,90%	77,42%
13	2.499.354.019	2.440.794.928	58.559.091	12.282.025	5,90%	75,60%
14	2.440.794.928	2.378.273.407	62.521.521	11.977.990	5,89%	73,67%
15	2.378.273.407	2.318.942.003	59.331.404	11.687.273	5,90%	71,83%
16	2.318.942.003	2.263.621.847	55.320.156	11.414.274	5,91%	70,12%
17	2.263.621.847	2.207.642.422	55.979.425	11.137.759	5,90%	68,38%
18	2.207.642.422	2.151.699.874	55.942.548	10.860.408	5,90%	66,65%
19	2.151.699.874	2.096.705.893	54.993.981	10.587.511	5,90%	64,95%
20	2.096.705.893	2.040.062.588	56.643.304	10.307.012	5,90%	63,19%

Amortization profile (first 20 periods)

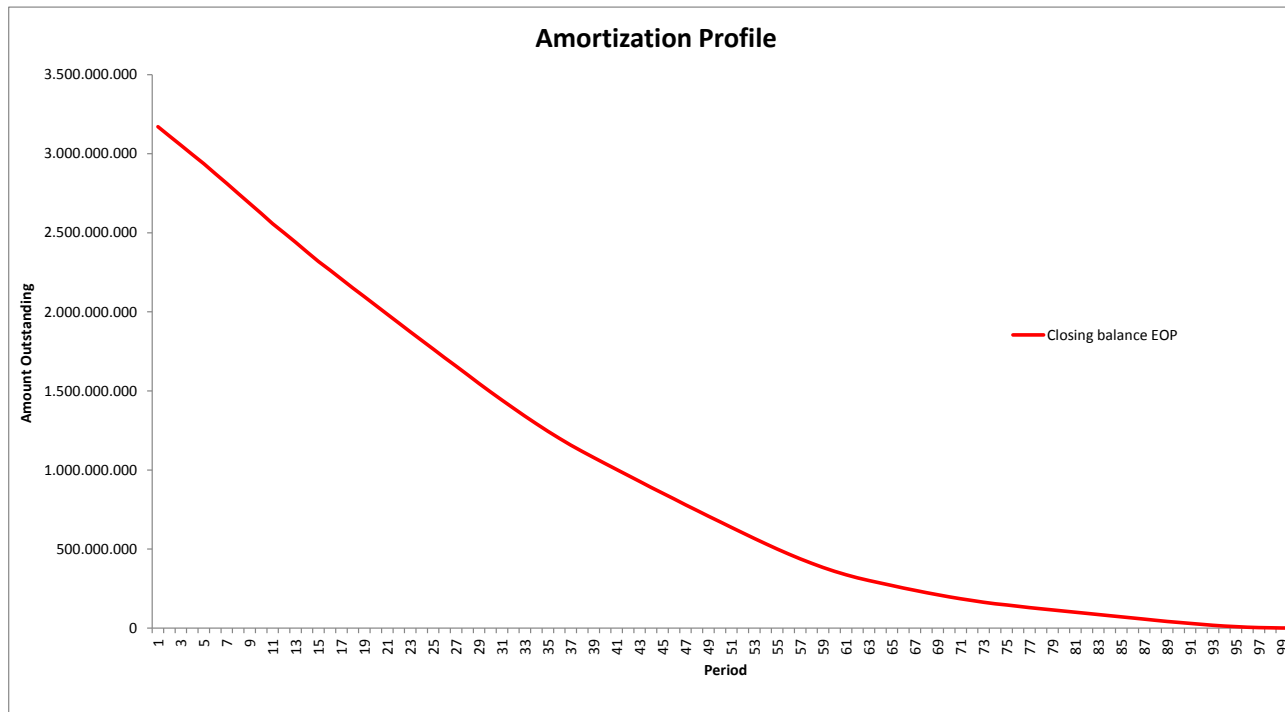
Santander Consumer Bank AS
Strandveien 18
PO Box 177
N-1325 Lysaker
Tel.: +47 21 08 30 00
Fax.: +47 21 08 33 68

Bilkreditt 6 Limited
Monthly Investor Report

16.b Amortization Profile



Reporting Date	27/05/2016				
Payment date	25/05/2016				
Period No	19				
Monthly Period	Apr 2016				
Interest Period	from	25/04/2016	to	25/05/2016	= 30 days



Bilkreditt 6 Limited
Monthly Investor Report

17.a Payment Holidays



Reporting Date	27/05/2016	
Payment date	25/05/2016	
Period No	19	
Monthly Period	Apr 2016	
Interest Period	from 25/04/2016	to 25/05/2016 = 30 days

TOTAL				
Period	No	Number of periods granted	Sum of payments	
2014 09	422	668	2.473.608	
2014 10	468	769	2.811.117	
2014 11	638	1.006	3.422.857	
2014 12	671	950	3.287.556	
2015 01	591	960	3.441.673	
2015 02	612	945	3.265.701	
2015 03	682	957	3.179.948	
2015 04	409	583	2.033.832	
2015 05	325	475	1.789.983	
2015 06	400	596	2.192.352	
2015 07	405	564	2.024.155	
2015 08	346	511	1.817.938	
2015 09	402	592	2.231.935	
2015 10	397	625	2.178.887	
2015 11	525	787	2.833.672	
2015 12	436	608	2.096.672	
2016 01	363	566	1.853.726	
2016 02	456	674	2.362.145	
2016 03	480	682	2.392.550	
2016 04	370	557	1.890.991	
Total	9.398	14.075	49.581.297	

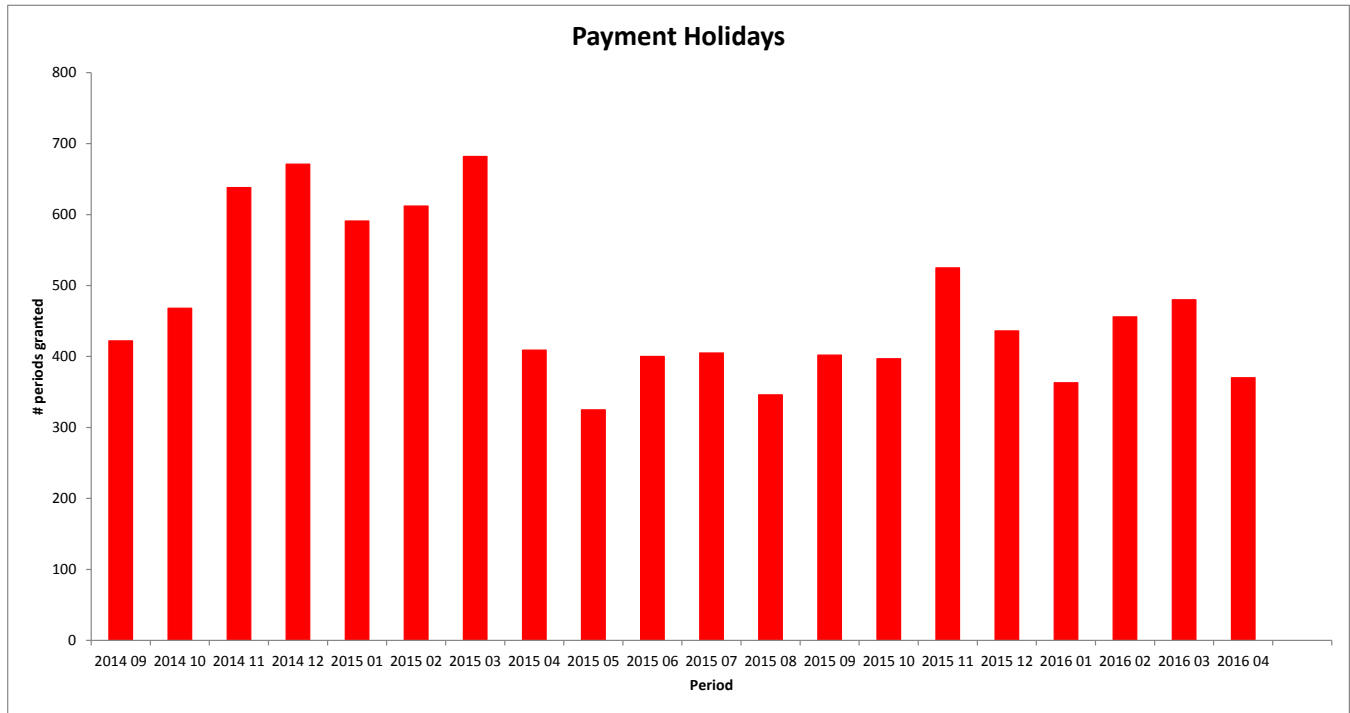
Santander Consumer Bank AS
 Strandveien 18
 PO Box 177
 N-1325 Lysaker
 Tel.: +47 21 08 30 00
 Fax.: +47 21 08 33 68

Bilkreditt 6 Limited
Monthly Investor Report

17.b Payment Holidays



Reporting Date	27/05/2016				
Payment date	25/05/2016				
Period No	19				
Monthly Period	Apr 2016				
Interest Period	from	25/04/2016	to	25/05/2016	= 30 days



Bilkreditt 6 Limited
Monthly Investor Report

18.a Payment Holidays >31dpd



Reporting Date	27/05/2016	
Payment date	25/05/2016	
Period No	19	
Monthly Period	Apr 2016	
Interest Period	from 25/04/2016	to 25/05/2016 = 30 days

TOTAL			
Period	No	Number of periods granted	Sum of payments
201409	0	0	0
201410	0	0	0
201411	0	0	0
201412	0	0	0
201501	0	0	0
201502	0	0	0
201503	0	0	0
201504	0	0	0
201505	0	0	0
201506	1	1	4.979
201507	0	0	0
201508	0	0	0
201509	0	0	0
201510	0	0	0
201511	0	0	0
201512	0	0	0
201601	1	1	234
201602	1	1	1646
201603	0	0	0
201604	0	0	0
Total	3	3	6.859

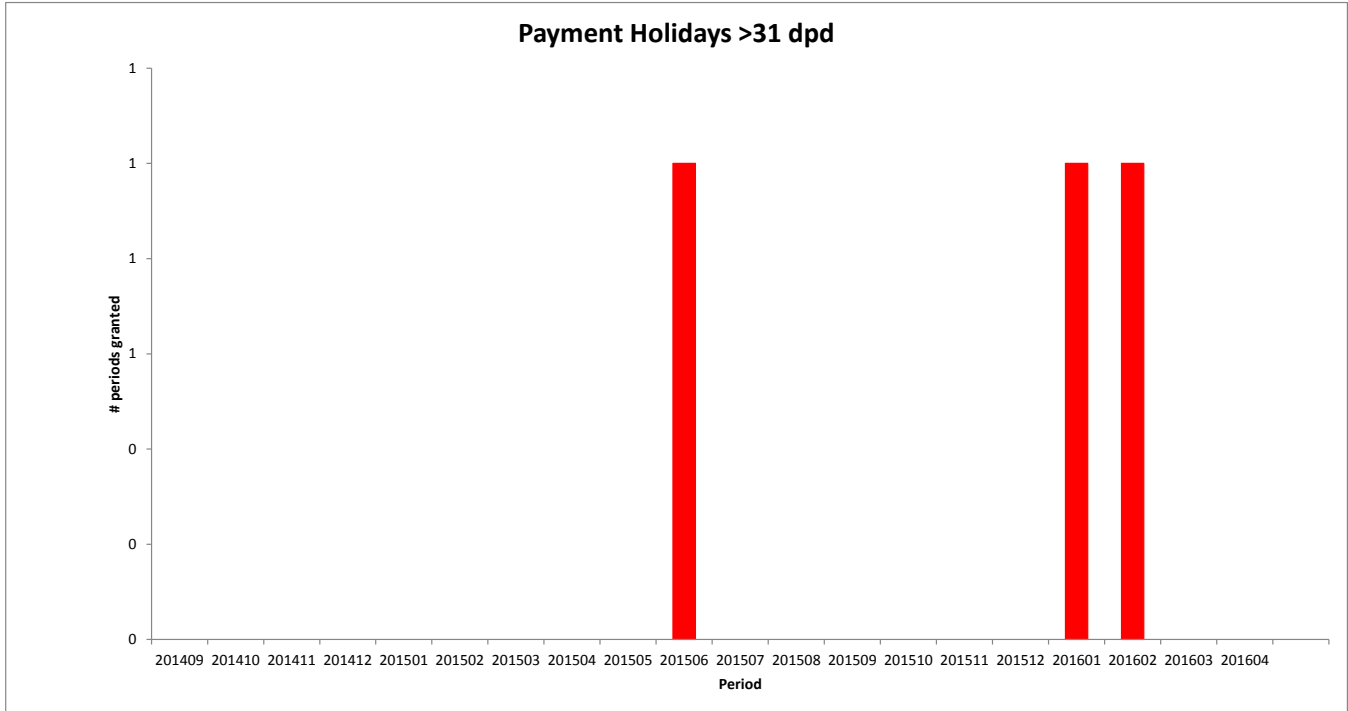
Santander Consumer Bank AS
 Strandveien 18
 PO Box 177
 N-1325 Lysaker
 Tel.: +47 21 08 30 00
 Fax.: +47 21 08 33 68

Bilkreditt 6 Limited
Monthly Investor Report

18.b Payment Holidays >31dpd



Reporting Date	27/05/2016				
Payment date	25/05/2016				
Period No	19				
Monthly Period	Apr 2016				
Interest Period	from	25/04/2016	to	25/05/2016	= 30 days



Bilkreditt 6 Limited
Monthly Investor Report

19.a Dynamic Interest rate



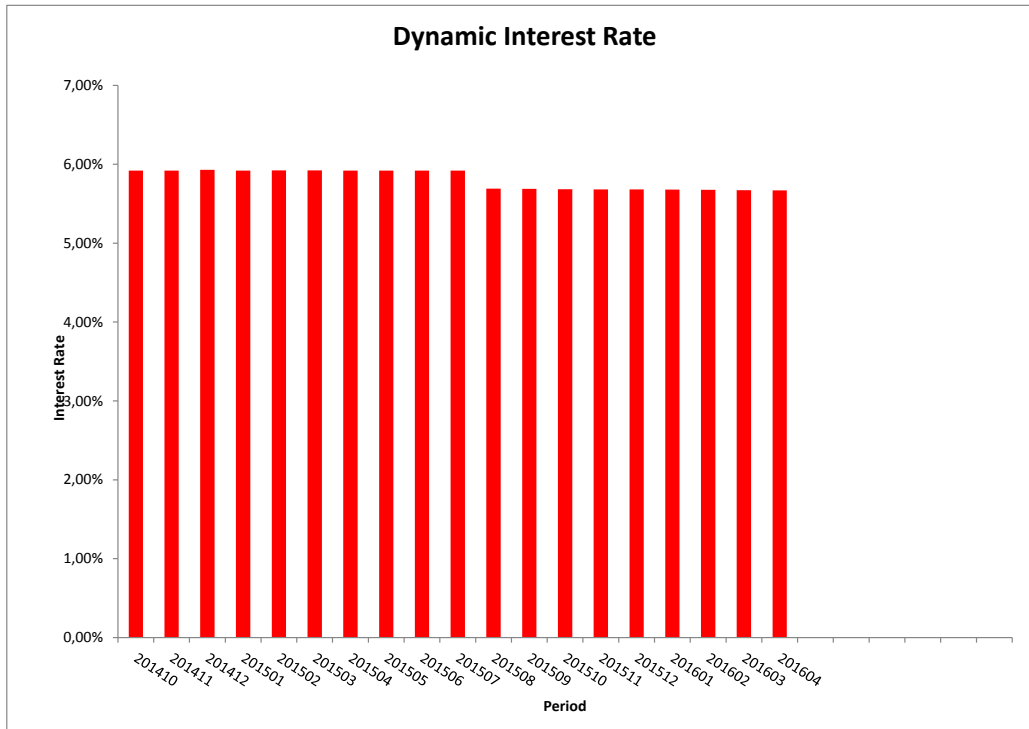
Reporting Date	27/05/2016
Payment date	25/05/2016
Period No	19
Monthly Period	Apr 2016
Interest Period	from 25/04/2016 to 25/05/2016 = 30 days

TOTAL		
Period	Closing balance	WA Interest rate
201410	6.291.509.803	5,92%
201411	6.101.331.658	5,92%
201412	5.921.297.542	5,93%
201501	5.743.022.268	5,92%
201502	5.560.862.225	5,92%
201503	5.350.395.184	5,92%
201504	5.178.835.429	5,92%
201505	4.992.168.467	5,92%
201506	4.781.116.475	5,92%
201507	4.603.690.293	5,92%
201508	4.439.966.927	5,69%
201509	4.250.796.432	5,69%
201510	4.080.309.312	5,68%
201511	3.917.232.298	5,68%
201512	3.773.068.908	5,68%
201601	3.646.956.602	5,68%
201602	3.505.498.727	5,68%
201603	3.367.211.600	5,67%
201604	3.228.377.234	5,67%

Bilkreditt 6 Limited
Monthly Investor Report

19.b Dynamic Interest Rate

Reporting Date	27/05/2016		
Payment date	25/05/2016		
Period No	19		
Monthly Period	Apr 2016		
Interest Period	from	25/04/2016	to 25/05/2016 = 30 days



Bilkreditt 6 Limited
Monthly Investor Report

20.a Borrower Type



Reporting Date	27/05/2016
Payment date	25/05/2016
Period No	19
Monthly Period	Apr 2016
Interest Period	from 25/04/2016 to 25/05/2016 = 30 days

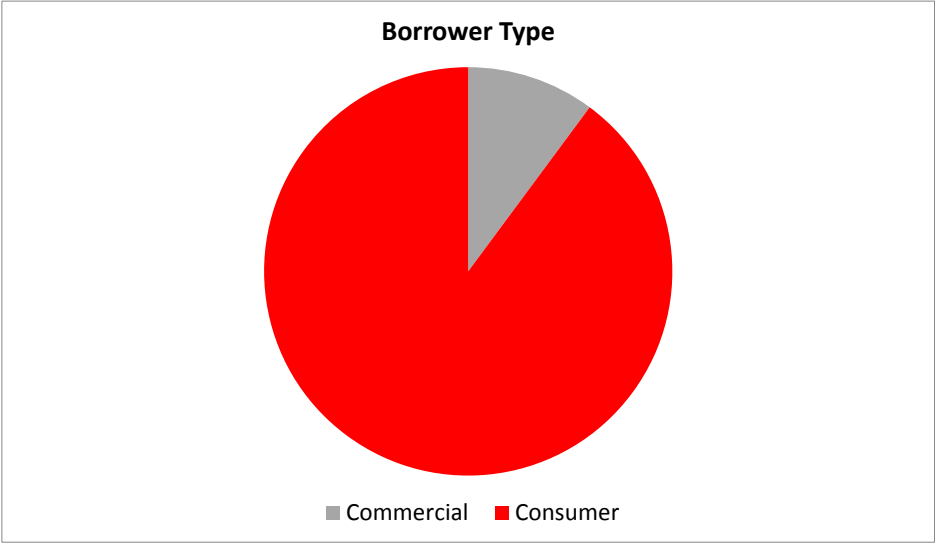
Borrower Type	TOTAL					
	Borrower type	No	Outstanding balance	%	WA months to maturity	WA seasoning
	Commercial	1.879	327.569.867	10,15%	43,5	26,3
	Consumer	20.622	2.900.807.367	89,85%	62,2	26,2
	Total	22.501	3.228.377.234	100%	60,3	26,3

**Bilkreditt 6 Limited
Monthly Investor Report**

20.b Borrower Type



Reporting Date	27/05/2016	
Payment date	25/05/2016	
Period No	19	
Monthly Period	Apr 2016	
Interest Period	from	25/04/2016 to 25/05/2016 = 30 days



Bilkreditt 6 Limited
Monthly Investor Report

21.a Vehicle Condition



Reporting Date	27/05/2016
Payment date	25/05/2016
Period No	19
Monthly Period	Apr 2016
Interest Period	from 25/04/2016 to 25/05/2016 = 30 days

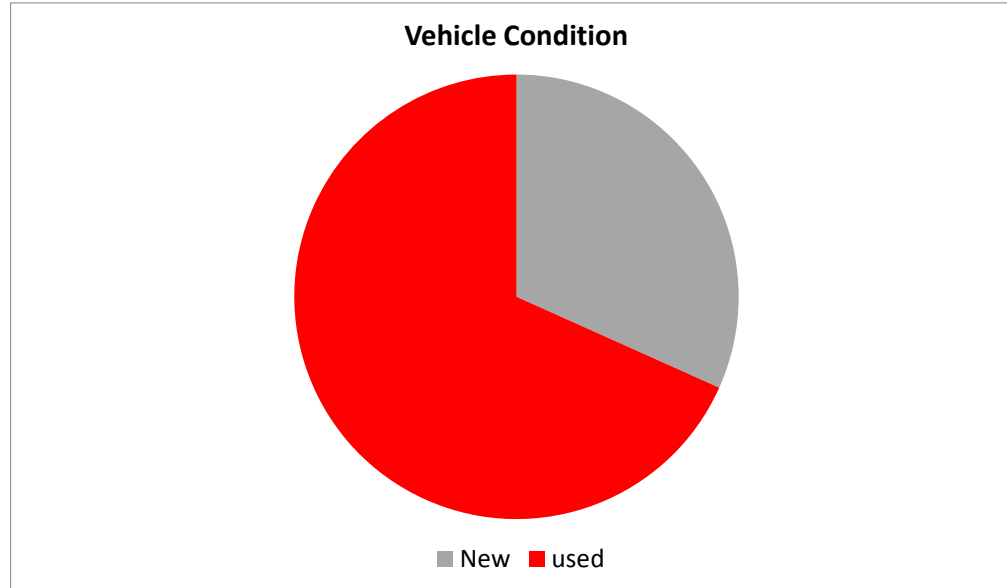
Vehicle condition	TOTAL					
	Vehicle condition	No	Outstanding balance	%	WA months to maturity	WA seasoning
	New	5.284	1.023.649.352	31,71%	61,6	26,2
	used	17.217	2.204.727.882	68,29%	59,7	26,3
		22.501	3.228.377.234	100%	60,3	26,3

**Bilkreditt 6 Limited
Monthly Investor Report**

21.b Vehicle Condition



Reporting Date	27/05/2016
Payment date	25/05/2016
Period No	19
Monthly Period	Apr 2016
Interest Period	from 25/04/2016 to 25/05/2016 = 30 days



Bilkreditt 6 Limited
Monthly Investor Report

22.a Downpayment



Reporting Date	27/05/2016	
Payment date	25/05/2016	
Period No	19	
Monthly Period	Apr 2016	
Interest Period	from 25/04/2016	to 25/05/2016 = 30 days

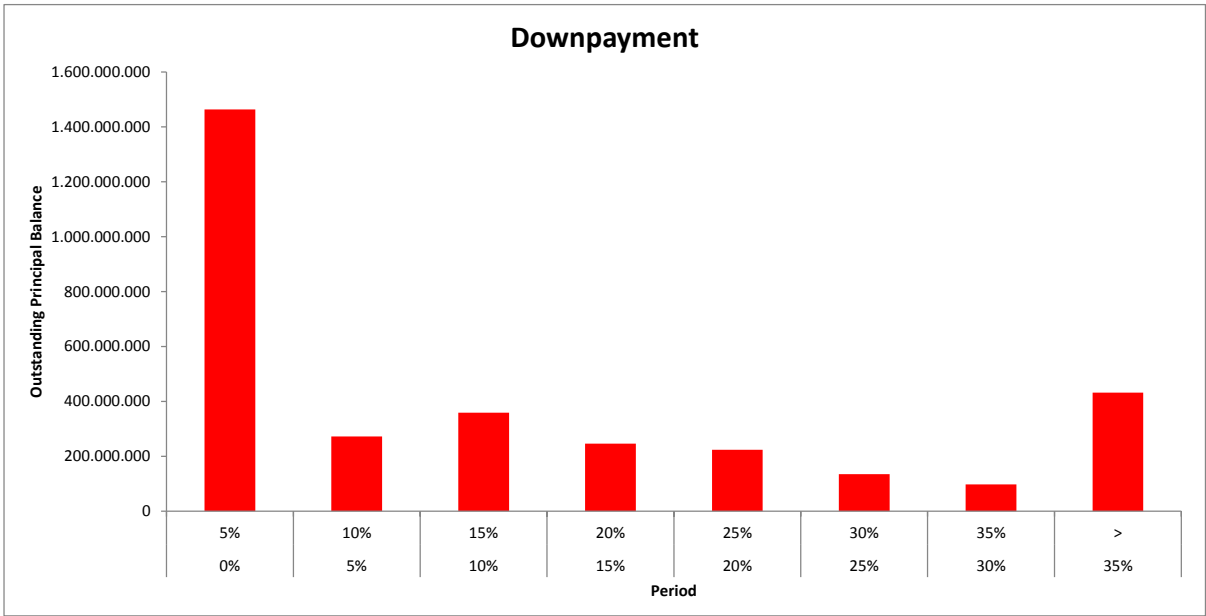
TOTAL								
Downpayment %	Min (>=)	Max (<)	No	Outstanding balance	%	WA months to maturity	WA seasoning	
	0%	5%	9.648	1.463.273.943	45,33%	60,4	26,3	
	5%	10%	1.636	272.415.074	8,44%	64,1	26,4	
	10%	15%	2.183	358.743.061	11,11%	62,9	26,3	
	15%	20%	1.617	245.798.421	7,61%	62,6	26,3	
	20%	25%	1.525	223.946.407	6,94%	60,8	26,3	
	25%	30%	1.029	135.072.926	4,18%	58,9	26,1	
	30%	35%	711	97.372.915	3,02%	58,5	26,2	
	35%	>	4.152	431.754.487	13,37%	55,0	26,2	
	Total		22.501	3.228.377.234	100%	60,3	26,3	

**Bilkreditt 6 Limited
Monthly Investor Report**

22.b Downpayment



Reporting Date	27/05/2016		
Payment date	25/05/2016		
Period No	19		
Monthly Period	Apr 2016		
Interest Period	from	25/04/2016	to 25/05/2016 = 30 days



**Bilkreditt 6 Limited
Monthly Investor Report**

23.a Repayment Type



Reporting Date	27/05/2016	
Payment date	25/05/2016	
Period No	19	
Monthly Period	Apr 2016	
Interest Period	from	25/04/2016 to 25/05/2016 = 30 days

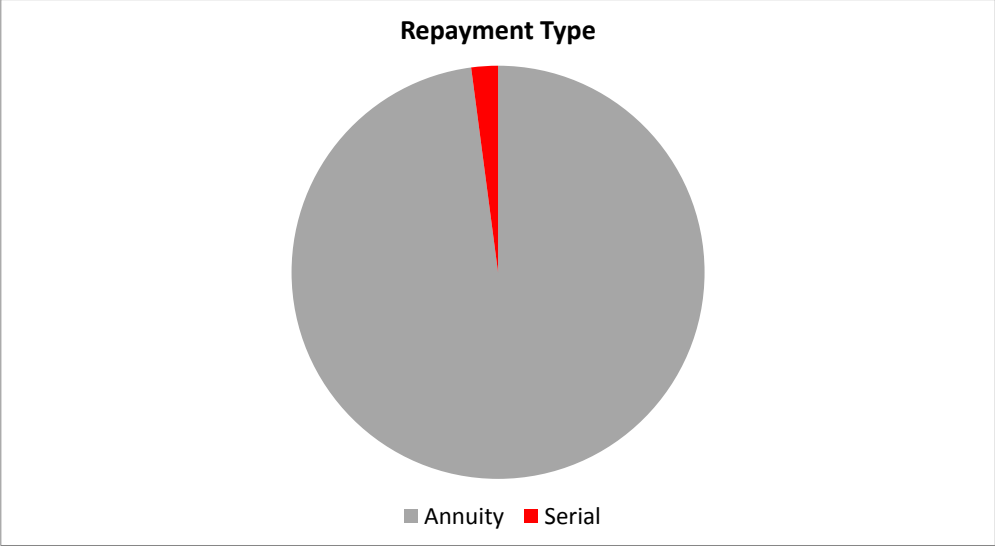
Repayment Type	TOTAL					
	Repayment Type	No	Outstanding balance	%	WA months to maturity	WA seasoning
	Annuity	22.148	3.161.149.253	97,92%	60,9	26,2
	Serial	353	67.227.981	2,08%	34,2	26,8
		22.501	3.228.377.234	100%	60,3	26,3

Bilkreditt 6 Limited
Monthly Investor Report

23.b Repayment Type



Reporting Date	27/05/2016
Payment date	25/05/2016
Period No	19
Monthly Period	Apr 2016
Interest Period	from 25/04/2016 to 25/05/2016 = 30 days



Bilkreditt 6 Limited
Monthly Investor Report

24.a Dynamic Pre-Payments



Reporting Date	27/05/2016
Payment date	25/05/2016
Period No	19
Monthly Period	Apr 2016
Interest Period	from 25/04/2016 to 25/05/2016 = 30 days

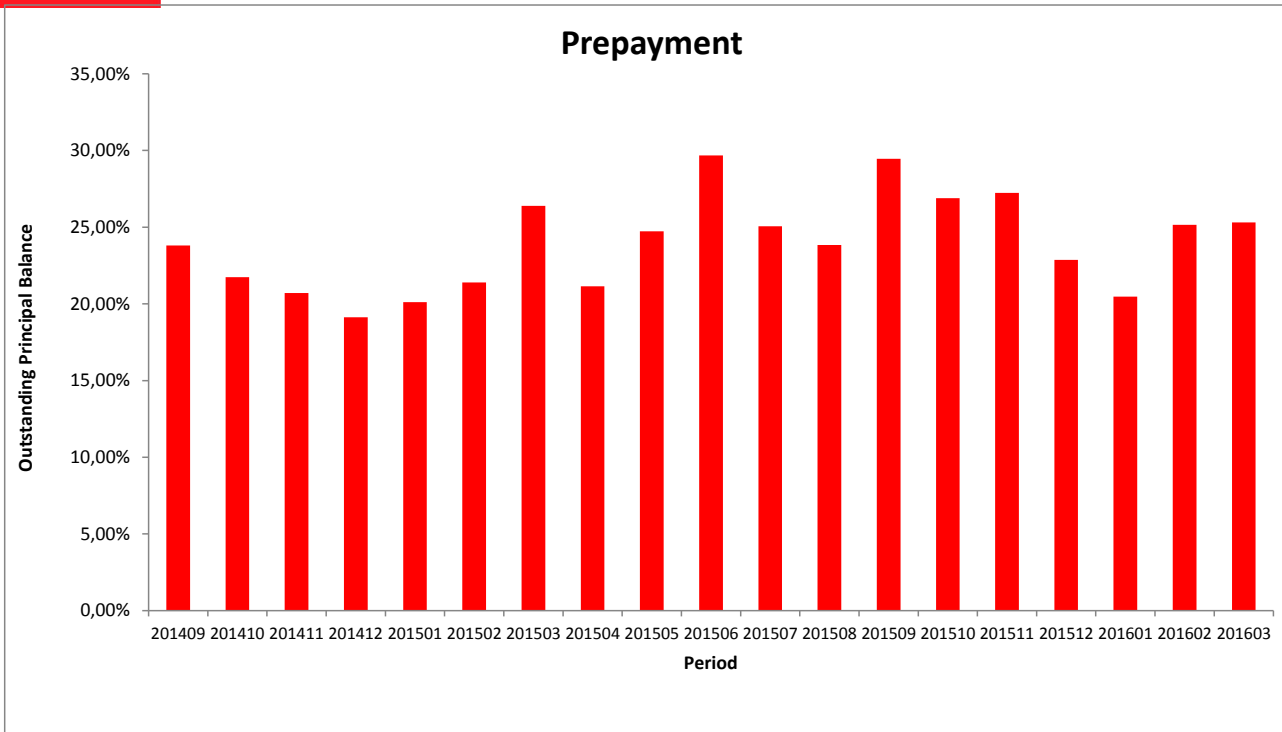
TOTAL				
Period	Sum of Pre-Payments	Closing Balance	CPR Annual	
201409	145.683.945	6.500.760.396	23,8 %	
201410	127.205.834	6.291.509.803	21,7 %	
201411	116.798.165	6.101.331.658	20,7 %	
201412	103.808.480	5.921.297.542	19,1 %	
201501	106.467.707	5.743.022.268	20,1 %	
201502	110.430.042	5.560.862.225	21,4 %	
201503	134.862.136	5.350.395.184	26,4 %	
201504	101.488.681	5.178.835.429	21,1 %	
201505	116.788.734	4.992.168.467	24,7 %	
201506	138.251.361	4.781.116.475	29,7 %	
201507	109.377.034	4.603.622.942	25,1 %	
201508	99.589.130	4.439.966.927	23,8 %	
201509	121.826.401	4.250.796.432	29,5 %	
201510	105.158.550	4.080.309.312	26,9 %	
201511	102.410.488	3.917.232.298	27,2 %	
201512	80.760.598	3.773.068.908	22,9 %	
201601	68.947.897	3.646.956.602	20,5 %	
201602	83.600.267	3.505.498.727	25,1 %	
201603	80.877.522	3.367.211.600	25,3 %	
201604	80.692.767	3.228.377.234	26,2 %	

Bilkreditt 6 Limited
Monthly Investor Report

24.b Dynamic Pre-Payments



Reporting Date	27/05/2016
Payment date	25/05/2016
Period No	19
Monthly Period	Apr 2016
Interest Period	from 25/04/2016 to 25/05/2016 = 30 days



Bilkreditt 6 Limited
Monthly Investor Report

25. Defaults, Recoveries and Losses by Quarter of Default



Reporting Date	27/05/2016	
Payment date	25/05/2016	
Period No	19	
Monthly Period	Apr 2016	
Interest Period	from 25/04/2016	to 25/05/2016 = 30 days

Default Quarter	Default Amount	Recovery Quarter No Of Loans	2014 4			2015 1			2015 2			2015 3		
			Recoveries	Cum. Recoveries	Loss	Recoveries	Cum. Recoveries	Loss	Recoveries	Cum. Recoveries	Loss	Recoveries	Cum. Recoveries	Loss
20144	605 211	1	491 153	491 153	114 058	0	491 153	114 058	0	491 153	114 058	0	491 153	114 058
20151	3 400 026	24	-	-	-	273 225	273 225	3 126 801	679 095	952 320	2 447 706	425 436	1 377 756	2 022 270
20152	5 869 335	47	-	-	-	-	-	-	1 305 853	1 305 853	4 563 482	912 613	2 218 466	3 650 869
20153	5 645 838	51	-	-	-	-	-	-	-	-	-	178 027	178 027	5 467 811
20154	5 015 530	44	-	-	-	-	-	-	-	-	-	178 027	178 027	5 467 811
20161	4 752 267	58	-	-	-	-	-	-	-	-	-	-	-	-
20162	3 923 799	26	-	-	-	-	-	-	-	-	-	-	-	-

Default Quarter	Default Amount	Recovery Quarter No Of Loans	2015 4			2016 1			2016 2					
			Recoveries	Cum. Recoveries	Loss	Recoveries	Cum. Recoveries	Loss	Recoveries	Cum. Recoveries	Loss			
20144	605 211	1	0	491 153	114 058	0	491 153	114 058	0	491 153	114 058			
20151	3 400 026	24	57 202	1 434 958	1 965 068	46 043	1 481 001	1 919 025	5 698	1 486 699	1 913 327			
20152	5 869 335	47	577 913	2 796 379	3 072 956	236 131	3 032 510	2 836 825	8 703	3 041 213	2 828 122			
20153	5 645 838	51	751 596	929 623	4 716 215	765 750	1 695 373	3 950 465	145 172	1 840 545	3 805 293			
20154	5 015 530	44	596 706	596 706	4 418 824	1 287 267	1 883 973	3 131 557	93 923	1 977 896	3 037 634			
20161	4 752 267	58	-	-	-	157 912	157 912	4 594 355	534 259	692 171	4 060 096	-	-	-
20162	3 923 799	26	-	-	-	-	-	-	224 627	224 627	3 699 172			

Santander Consumer Bank AS
 Strandveien 18
 PO Box 177
 N-1325 Lysaker
 Tel.: +47 21 08 30 00
 Fax.: +47 21 08 33 68

Bilkreditt 6 Limited
Monthly Investor Report

26. Delinquency



Reporting Date	27/05/2016		
Payment date	25/05/2016		
Period No	19		
Monthly Period	Apr 2016		
Interest Period	from	25/04/2016	to 25/05/2016 = 30 days

Year	Mth	Total outstanding	Accounts current	Balance current	Accounts 1-30	Balance 1-30	Accounts 30-60	Balance 30-60	Accounts 60-90	Balance 60-90	Accounts 90-120	Balance 90-120	Accounts 120-150	Balance 120-150	Accounts 150-180	Balance 150-180	New defaults Count	New defaults Balance	
2014	9	6.500.760.396	31.989	6.141.274.281		320.785.408	189	38.700.707	-	-	-	-	-	-	-	-	0	0	
	10	6.291.509.803	31.512	5.962.706.789	1.445	279.521.695	220	43.238.123	40	6.043.196	-	-	-	-	-	-	0	0	
	11	6.101.331.658	31.164	5.805.743.114	1.259	242.820.537	205	38.712.086	55	10.564.843	22	3.491.078					1	605.211	
	12	5.921.297.542	30.329	5.569.867.661	1.568	293.007.944	222	42.758.535	53	9.514.836	22	4.333.048	13	1.815.518				0	0
2015	1	5.743.022.268	29.952	5.421.306.735	1.408	258.251.639	240	45.779.130	46	8.821.422	27	5.116.479	13	2.493.014	11	1.253.849	1	168.103	
	2	5.560.862.225	29.373	5.250.803.395	1.386	247.264.764	232	44.190.886	58	9.107.718	29	5.637.243	13	2.009.179	12	1.849.040	11	1.341.952	
	3	5.350.395.184	28.692	5.041.447.646	1.382	247.585.881	221	41.337.585	65	11.560.440	29	3.592.813	17	2.831.918	11	2.038.901	12	1.889.971	
	4	5.178.835.429	28.023	4.848.427.846	1.457	264.693.181	260	44.726.263	64	10.910.673	33	5.906.775	20	2.088.481	15	2.682.210	12	1.630.757	
	5	4.992.168.467	27.294	4.638.292.886	1.580	285.313.469	269	46.987.897	68	10.310.303	33	5.098.517	27	4.376.218	17	1.789.177	18	2.661.859	
	6	4.781.116.475	27.022	4.525.951.846	1.158	199.253.068	207	34.318.799	69	12.615.187	25	3.377.537	25	3.506.038	19	2.094.000	17	1.576.719	
	7	4.603.622.942	26.360	4.352.466.659	1.164	201.610.621	192	33.422.158	59	7.297.840	28	3.424.134	18	2.524.966	20	2.876.564	17	1.460.712	
	8	4.439.966.927	25.572	4.160.340.987	1.340	225.845.415	234	37.162.478	58	8.997.946	24	2.208.306	23	3.146.878	17	2.264.917	15	2.043.790	
	9	4.250.796.432	24.949	3.985.557.689	1.260	213.192.289	234	35.048.504	67	9.625.040	26	3.313.349	17	1.605.563	19	2.453.998	19	2.141.336	
	10	4.080.309.312	24.347	3.838.979.474	1.181	188.053.873	235	37.379.037	60	8.526.270	32	4.401.709	18	2.046.976	10	921.973	17	2.185.254	
	11	3.917.232.298	23.637	3.648.605.893	1.305	219.766.991	208	32.268.016	68	8.964.384	29	2.443.437	25	3.561.579	13	1.621.998	12	920.915	
	12	3.773.068.908	23.281	3.552.501.196	1.160	173.318.860	214	30.829.685	68	9.701.485	26	3.126.309	24	2.034.417	16	1.556.956	15	1.909.361	
2016	1	3.646.956.602	22.735	3.419.025.410	1.180	175.694.408	228	33.968.149	59	7.929.131	36	5.601.863	25	3.035.520	22	1.702.121	12	946.899	
	2	3.505.498.727	22.083	3.259.749.815	1.271	195.375.497	208	32.741.753	62	7.554.209	25	2.977.618	27	4.322.542	23	2.777.293	24	1.656.035	
	3	3.367.211.600	21.532	3.127.867.724	1.171	182.618.160	237	35.915.196	69	10.232.200	40	4.839.192	17	2.207.523	25	3.531.605	22	2.149.333	
	4	3.228.377.234	21.069	3.016.728.422	1.103	167.174.598	187	26.496.989	63	8.558.590	36	4.527.351	26	3.226.236	17	1.665.048	26	3.923.799	
	5																		
	6																		
	7																		
	8																		
	9																		
	10																		
	11																		
	12																		

Bilcreditt 6 Limited
Monthly Investor Report

27. Priority of Payments



Reporting Date	27/05/2016
Payment date	25/05/2016
Period No	19
Monthly Period	Apr 2016
Interest Period	from 25/04/2016 to 25/05/2016 = 30 days

Priority of Payments

Available Distribution Amount	+	224.096.451,88	NOK	17.062.867,56	EUR
Senior Expenses	-	1.345.157,18	NOK		
Class A Notes Interest	-	2.643.391,25	NOK	7.048,64	EUR
Class B Notes Interest (prior to Principal Deficiency Trigger Event)	-	901.875,00	NOK		
Liquidity Reserve	-	26.937.692,80	NOK		
Class A Principal	-	138.834.366,00	NOK	17.055.818,92	EUR
Class B Interest (Post Principal Deficiency Trigger Event)	-	-	NOK		
Class B Principal	-	-	NOK		
Payments to the Reserve Fund	-	40.406.539,20	NOK		
Class C Notes Interest	-	603.457,00	NOK		
Class C notes Principal	-	-	NOK		
Interest Subordinated Loan, Principal Subordinated Loan	-	3.789.319,19	NOK		
Swap Subordinated Amounts	-	-	NOK		
Amounts due to seller for deemed collections refunded, refunds etc	-	-	NOK		
Payments to Seller	=	8.634.654,26	NOK	-	EUR

Bilkreditt 6 Limited
Monthly Investor Report

28. Transaction Costs



Reporting Date	27/05/2016				
Payment date	25/05/2016				
Period No	19				
Monthly Period	Apr 2016				
Interest Period	from	25/04/2016	to	25/05/2016	= 30 days

Transaction Costs

	All Notes	Class A	Class B	Class C
Senior Expenses	1.345.157,18 NOK			
Interest accrued for the Period	4.148.723,25 NOK	2.643.391,25 NOK	901.875,00 NOK	603.457,00 NOK
Cumulative Interest accrued	161.949.174,94 NOK	124.295.285,94 NOK	22.638.607,00 NOK	15.015.282,00 NOK
Interest Payments	4.148.723,25 NOK	2.643.391,25 NOK	901.875,00 NOK	603.457,00 NOK
Cumulative Interest Payments	161.949.174,94 NOK	124.295.285,94 NOK	22.638.607,00 NOK	15.015.282,00 NOK
Interest accrued on Subordinated Loan for the Period	723.576,65 NOK			
Cumulative Interest accrued on Subordinated Loan	23.367.937,32 NOK			
Interest Payments on Subordinated Loan	723.576,65 NOK			
Cumulative Interest Payments on Subordinated Loan	23.367.937,32 NOK			
Unpaid Interest for the Period	- NOK			
Cumulative Unpaid Interest	- NOK			

Bilcreditt 6 Limited
Monthly Investor Report

29. Swap Counterparty Data



Reporting Date	27/05/2016
Payment date	25/05/2016
Period No	19
Monthly Period	Apr 2016
Interest Period from	25/04/2016 to 25/05/2016 = 30 days

Swap Counterparty Data

Swap Counterparty Provider Abbey National Treasury Services plc
Swap Rating Trigger Breach
Swap Collateral posted - EUR

Swap Data

Swap Type	Cross Currency Swap
Swap Opening Balance	2.458.968.600,00 NOK 302.084.594,59 EUR
1M Nibor (Notes, Swap) (2 days prior to interest period begin date)	0,8500 %
1M Euribor (Notes, Swap)	-0,3420 %
Gross Amount Due to Swap Counterparty	141.477.757,25 NOK
Gross Amount Due from Swap Counterparty	17.062.867,56 EUR
EUR/NOK spot rate	N/A

Bilkreditt 6 Limited
Monthly Investor Report

30. Contact Details



Santander Consumer Bank AS

Financial Markets

Anders Bruun-Olsen +47 21 08 37 70
Priscilla Halverson +47 21 08 37 72
Thomas André-Johansen +47 91 82 42 44

anders.bruun.olsen@santanderconsumer.no
priscilla.halverson@santanderconsumer.no
thomas.andren.johansen@santanderconsumer.no

Risk

Morten Christopher Freberg Holme +47 21 08 38 25
Tatiana Sushko +47 21 08 37 54

morten.holme@santanderconsumer.no
tatiana.sushko@santanderconsumer.no

Reporting Date	27/05/2016
Payment date	25/05/2016
Period No	19
Monthly Period	Apr 2016
Interest Period	from 25/04/2016 to 25/05/2016 = 30 days