

Bilcreditt 4 DAC
Monthly Investor Report

Cover Sheet Monthly Investor Report



Reporting Date	19.09.2017
Payment date	15.09.2017
Period No	48
Monthly Period	Aug 2017
Interest Period	from 25.08.2017 to 15.09.2017 =
Cut-Off Date	31.08.2017 21 days

Index	Page
1 Portfolio Information	2
2 Amount Due for Distribution	3
3 Reserve Accounts	4
4 Performance Data	5
5 Outstanding Notes	6
6 Counterparty Ratings, Trigger Levels and Consequences	7
7 Original Principal Balance	8
7 Original PB (Graph)	9
8 a Outstanding principal Balance	10
8 b Outstanding PB (Graph)	11
9 a Geographical Distribution	12
9 b Geographical (Graph)	13
10 a Interest Rate	14
10 b Interest Rate (Graph)	15
11 a Remaining Terms	16
11 b Remaining Terms (Graph)	17
12 a Seasoning	18
12 b Seasoning (Graph)	19
13 a Vehicle Type	20
13 b Vehicle Type (Graph)	21
14 a Hybrid loans as % of other loans	22
14 b Hybrid loans as % of other loans (Graph)	23
15 a Loans per borrower	24
15 b Loans per borrower (Graph)	25
16 a Amortization Profile	26
16 b Amortization Profile (Graph)	27
17 a Payment Holidays	28
17 b Payment Holidays (Graph)	29
18 a Payment Holidays (>-31dpd)	30
18 b Payment Holidays (>-31dpd) (Graph)	31
19 a Dynamic Interest Rate	32
19 b Dynamic Interest Rate (Graph)	33
20 a Borrower Type	34
20 b Borrower Type (Graph)	35
21 a Vehicle Condition	36
21 b Vehicle Condition (Graph)	37
22 a Downpayment	38
22 b Downpayment (Graph)	39
23 a Repayment Type	40
23 b Repayment Type	41
24 a Dynamic Pre-Payments	42
24 b Dynamic Pre-Payments (Graph)	43
25 Defaults, Recoveries and Losses by Quarter of Default	44
26 Dynamic Delinquency	45
27 Priority of Payments	46
28 Transaction Costs	47
29 Swap Counterparty Data	48
30 Contact Details	49

Bilkreditt 4 DAC
Monthly Investor Report

1. Portfolio Information



Reporting Date	19.09.2017	
Payment date	15.09.2017	
Period No	48	
Monthly Period	Aug 2017	
Interest Period	from 25.08.2017	to 15.09.2017 = 21 days

	Current Period	Previous Period
	Aggregated Outstanding Principal Amount	Aggregated Outstanding Principal Amount
Outstanding receivables		
Opening balance	495 031 751,00 NOK	523 239 113,00 NOK
Scheduled Loan Principal Repayments	14 013 607,00 NOK	13 523 884,00 NOK
Prepayments	14 012 747,00 NOK	14 246 274,00 NOK
Deemed Collections - Other	466 717 878,00 NOK	- NOK
Deemed Collections - CPI Single Premium Cancellations	47 290,00 NOK	48 071,00 NOK
Total Principal Payments (including netted amount)	494 791 522,00 NOK	27 818 229,00 NOK
	-	
New Defaulted Auto Loans in Period	378 039,00 NOK	558 985,00 NOK
Total New Defaults	378 039,00 NOK	558 985,00 NOK
Capitalised Interest (due to Repayment Holidays)	137 810,00 NOK	169 852,00 NOK
Closing Balance	- NOK	495 031 751,00 NOK
Cumulative Capitalised Interest (Amount)		
Open	21 550 939,00 NOK	21 381 087,00 NOK
New	137 810,00 NOK	169 852,00 NOK
Close	21 688 749,00 NOK	21 550 939,00 NOK
Total revenue collections		
Revenue and fees received on loan balances	3 124 697,08 NOK	2 898 889,00 NOK
Recoveries on loans in default	262 219,00 NOK	715 264,00 NOK
Total Revenue Received in Period	3 386 916,08 NOK	3 614 153,00 NOK
# Loans		
At beginning of period	5 418 Loans	5 592 Loans
Paid in Full	191 Loans	167 Loans
Repurchased (Deemed Collections)	5 214 Loans	- Loans
New loans into default	13 Loans	7 Loans
At end of period	- Loans	5 418 Loans
Weighted Average Loan Return	15,31 %	
Average NIBOR + Weighted Average Loan Threshold	3,69 %	

Bilkreditt 4 DAC
Monthly Investor Report

2. Amount Due for Distribution



Reporting Date	19.09.2017				
Payment date	15.09.2017				
Period No	48				
Monthly Period	Aug 2017				
Interest Period	from	25.08.2017	to	15.09.2017	= 21 days

Available Distribution Amount

	Current Period		Previous Period	
a. Reserve Fund	38 296 150,00	NOK	38 296 150,00	NOK
b. Collections (Principal, interest, fees, etc)	498 178 438,08	NOK	31 432 382,00	NOK
c. Swap Counterparty payment to the Issuer	0,00	NOK	0,00	NOK
d. Stamp Duty, Taxes, Liabilities, etc Paid by the Seller to the Issuer	0,00	NOK	0,00	NOK
e. Default Interest, Indemnities, etc Paid by the Seller to the Issuer	0,00	NOK	0,00	NOK
f. Other Amounts Paid by the Seller to the Issuer	0,00	NOK	0,00	NOK
g. Interest/Investment Return Earned and Paid by the Seller or the Collections Account Bank to the Issuer	9 099,32	NOK	10 083,21	NOK
h. Commingling Reserve	0,00	NOK	0,00	NOK
i. CPI Reserve	9 693 902,00	NOK	566 900,00	NOK
Total Amount for Distribution (Pre-Enforcement Waterfall)	546 177 589,40	NOK	70 305 515,21	NOK
				0,00 EUR

Bilkreditt 4 DAC
Monthly Investor Report

Reporting Date	19.09.2017
Payment date	15.09.2017
Period No	48
Monthly Period	Aug 2017
Interest Period	from 25.08.2017 to 15.09.2017 = 21 days

3. Reserve Accounts



Note Balance

Beginning of Period	495 031 751,00	NOK
End of Period	-	NOK

Reserve Fund

	in %		
Beginning of Period	3,9 %	19 148 075,00	NOK
Cash Outflow		19 148 075,00	NOK
Cash Inflow		-	NOK
End of Period	0,0 %	-	NOK
Required Reserve Amount	0,0 %	-	NOK

Liquidity Balance

Beginning of Period	3,9 %	19 148 075,00	NOK
Cash Outflow		19 148 075,00	NOK
Cash Inflow		-	NOK
End of Period	0,0 %	-	NOK
Required Reserve Amount	0,0 %	-	NOK

Supplementary Liquidity Ledger

Beginning of Period	-	NOK
Cash Outflow	-	NOK
Cash Inflow	-	NOK
End of Period	-	NOK
Required Reserve Amount	-	NOK

Commingling Reserve

Beginning of Period	37 564 536,03	NOK
Cash Outflow	37 564 536,03	NOK
Drawings from Commingling Reserve	-	NOK
Cash Inflow	-	NOK
End of Period	-	NOK
Required Commingling Reserve Fund	-	NOK

CPI Reserve

Beginning of Period	9 693 902,00	NOK
Cash Outflow (to Servicer)	9 693 902,00	NOK
Drawings	-	NOK
Cash Inflow (from Servicer)	-	NOK
End of Period	-	NOK
Required CPI Reserve Fund	-	NOK

Set-off from Deposits

No borrowers whose loans were sold to Bilkreditt 4 held deposits with Santander Consumer Bank AS. The risk of set-off from deposits is therefore zero.

Bilkreditt 4 DAC
Monthly Investor Report

4. Performance Data



Reporting Date	19.09.2017	
Payment date	15.09.2017	
Period No	48	
Monthly Period	Aug 2017	
Interest Period	from 25.08.2017	to 15.09.2017 = 21 days

Note Balance

Beginning of Period	495 031 751,00	NOK
End of Period	-	NOK

Portfolio Performance:

Performing Receivables:

	NOK	%	# loans
Current	-	0,00 %	0
1-29 days past due	-	0,00 %	0

Delinquent Receivables:

		0	
30-59 days past due	-	0,00 %	0
60-89 days past due	-	0,00 %	0
90-119 days past due	-	0,00 %	0
120-149 days past due	-	0,00 %	0
150-179 days past due	-	0,00 %	0
Total Performing and Delinquent	-	0,00 %	0

Current Period Defaults	378 039,00	13
Cumulative Defaults	54 785 281,00	523
Current Period Recoveries	262 219,00	
Cumulative Recoveries	30 140 555,00	

Bilkreditt 4 DAC
Monthly Investor Report

5. Outstanding Notes



Reporting Date	19.09.2017			
Payment date	15.09.2017			
Period No	48			
Monthly Period	Aug 2017			
Interest Period	from	25.08.2017	to	15.09.2017 = 21 days

1. Note Balance

	All Notes	Class A	Class B	Class C
General Note Information				
ISIN Code		XS0963557698	XS0963558159	
Currency		EUR	NOK	NOK
Initial Tranching	100 %	86,11 %	6,53 %	7,36 %
Legal Final Maturity Date		28.12.2027	28.12.2027	28.12.2027
Rating (Fitch/Moody's/DBRS)		AAAsf/AAA(sf)	AAAsf	Not rated
Initial Notes Aggregate Principal Outstanding Balance	3 829 615 000,00 NOK	412 000 000,00 EUR	250 000 000,00 NOK	281 967 000,00 NOK
Initial Nominal per Note		100 000,00 EUR	100 000,00 NOK	1 000 000,00 NOK
Initial Number of Notes per Class	5618	4120	250	1248
Current Note Information				
Class Principal Outstanding Opening Balance	495 031 751,00 NOK	- EUR	213 064 751,00 NOK	281 967 000,00 NOK
Available Distribution Amount	546 177 589,40 NOK			
Amortisation	307 579,00 NOK			
Redemption per Class	495 031 751,00 NOK	- EUR	213 064 751,00 NOK	281 967 000,00 NOK
Redemption per Note		- EUR	852 259,00 NOK	225 935,10 NOK
Class Principal Outstanding Closing Balance	- NOK	- EUR	- NOK	- NOK
Current Tranching		0,00 %	0,00 %	0,00 %
Current Pool Factor		-	-	-

2. Payments to Investors per Note

	All Notes	Class A	Class B	Class C
Interest rate Basis: 1-M EURIBOR / Spread	-0,37 %			
Interest Rate Basis: 1-M NIBOR / Spread	0,67 %	0,45 %	1,10 %	1,20 %
Day Count Convention		(ACT/360)	(ACT/360)	(ACT/360)
Interest Days	21			
Principal Outstanding per Note Beginning of Period		- EUR	852 259,00 NOK	225 935,10 NOK
>Principal Repayment per note		- EUR	852 259,00 NOK	225 935,10 NOK
Principal Outstanding per Note End of Period		- EUR	- NOK	- NOK
>Interest accrued for the period		(0,00) EUR	879,96 NOK	246,46 NOK
Interest Payment	527 568,00 NOK	(0,00) EUR	219 989,00 NOK	307 579,00 NOK
Interest Payment per Note		(0,00) EUR	879,96 NOK	246,46 NOK

3. Credit Enhancements

Initial total CE (Subordination, Reserve)		16,89 %	10,36 %	3,00 %
Current CE (incl. Excess Spread)		0,00 %	0,00 %	0,00 %
Current CE (excl. Excess Spread)		0,00 %	0,00 %	0,00 %

We hereby confirm that the Seller confirms its ongoing retention of a net economic interest of at least 5% in accordance with Article 405 of the CRR and Article 51 of the AIFMR.

On 21 December, 2015, the Norwegian Ministry of Finance adopted transitional rules to the new Norwegian financial companies act which entered into force on 1 January, 2016.

The transitional rules correspond to the proposal from the Norwegian FSA and state that securitisations which closed in accordance with the existing Norwegian financial institutions act, and have notes remaining outstanding, may progress as agreed between the parties.

**Bilcreditt 4 DAC
Monthly Investor Report**

6. Counterparty Ratings, Trigger Levels and Consequences



Reporting Date 19.09.2017
 Payment date 15.09.2017
 Period No 48
 Monthly Period Aug 2017
 Interest Period 25.08.2017 to 15.09.2017 = 21 days

Transaction Role	Counterparty	Rating Triggers								Trigger breached?	Summary of Contractual Requirements if Rating Trigger Breach	
		Short Term				Long Term						
		S&P		Moody's		S&P		Moody's				
Criteria	Current	Criteria	Current	Criteria	Current	Criteria	Current					
Issuer	Bilcreditt 4 Limited		No rating		No rating		No rating		No rating		N/A	
Seller	Santander Consumer Bank AS		No rating		No rating		No rating		No rating		N/A	
Servicer	Santander Consumer Bank AS		No rating		No rating		No rating		No rating		N/A	
Servicer's Owner	Santander Consumer Finance	Downgrade 1	A-2	A-2	P-2	P-2	A Credit Negative	BBB+	A2 Review for possible Downgrade	A3	Y	The Servicing Agreement will provide that, if a Servicer's Owner Downgrade 1 occurs and for so long as it is continuing, (i) the Servicer shall (or, if the Seller is not the Servicer, the Seller shall), within 10 Business Days, procure that the Subordinated Loan Provider makes available to the Issuer an advance review of deposit to the Commingling Reserve Account in an amount equal to the Commingling Reserve Required Amount; and (ii) the Servicer will, within 10 Business Days, instruct the Collections Account Bank to transfer to the Transaction Account within one Oslo Banking Day after receipt any and all Collections received from time to time in the Seller Collections Account. As at the date of this Prospectus, the Servicer's Owner's short term and long term unsecured, unsubordinated and unguaranteed indebtedness is rated P-2 and Baa2 respectively by Moody's and A-3 and BBB+ respectively by S&P. Therefore, a Servicer's Owner Downgrade 1 has occurred. As a consequence, on or before the Note Issuance Date, the Commingling Reserve Account will be funded through the proceeds of an advance made by the Subordinated Loan Provider to the Issuer in an amount equal to the Commingling Reserve Required Amount. If the Servicer's Owner Downgrade 1 is cured, the amounts standing to the Commingling Reserve Account will be released.
		Downgrade 2	N/A	A-2	P-2	P-2	BB+	BBB+	Baa2 Review for possible Downgrade	A3	Y	The Servicing Agreement shall provide that, if (a) a Servicer's Owner Downgrade 2 exists and is continuing or (b) there is a change of control of the Servicer or the Subordinated Loan Provider (in each case, so long as it is Santander Consumer Bank AS), then the Servicer (or, if the Seller is not the Servicer, the Seller), shall, at its own cost, either: (i) within 14 calendar days, obtain from a third party with the Required Rating a guarantee of the Seller's obligations under the Auto Portfolio Purchase Agreement to pay to the Issuer a Deemed Collection in the amount of any unpaid portion of the Principal Amount of any Purchased Auto Loan corresponding to CPY Policy premium where the related CPY Policy has been cancelled (each a "CPY Deemed Collection"); or (ii) procure that, within 14 calendar days, the Servicer will establish and maintain a ledger on the Transaction Account (the "CPY Reserve Ledger") to hold an amount as determined by the Servicer or Seller which shall be made available by the Subordinated Loan Provider. Such amount shall be equal to the aggregate of all CPY Deemed Collections that would have been payable by the Seller in the event that, as at the immediately preceding Cut-Off Date, the CPY Policies relating to all outstanding Purchased Auto Loans, had been cancelled.
		Downgrade 3	N/A	A-2	N/A	P-2	BB+	BBB+	Baa3 Review for possible Downgrade	A3	N	The Servicer, on behalf of the Issuer, will instruct the Debtors to make payments on Purchased Auto Loans to a specified account of the Issuer (the "Issuer Collections Account"), together with the Seller Collections Accounts, the "Collections Accounts") at the Collections Account Bank. On a daily basis, the Servicer will arrange for the transfer of the amounts on deposit in the Issuer Collections Account to the Transaction Account.
Issuer Cross Currency Swap Provider	HSBC	Moody's First Rating Trigger Collateral	N/A	N/A	P-2	P-1	N/A	N/A	A3	A2 stable	N	Must identify a Back-up Servicer.
		Moody's Second Rating Trigger Replacement	N/A	N/A	P-3	P-1	N/A	N/A	Baa1	Aa2 stable	N	Collateral postings according to instructions for Moody's "Ratings Event I Collateral Amount" described in the Front Swap CSA.
Issuer Cross Currency Swap Provider	HSBC	Initial S&P Required Rating	A-2	A-1+	N/A	N/A	A-	AA-	N/A	N/A	N	In addition to replacement of the Swap Counterparty or a guarantee, Collateral postings according to instructions for Moody's "Ratings Event II Collateral Amount" described in the Front Swap CSA is required.
		Subsequent S&P Required Rating	N/A	A-1+	N/A	N/A	BBB+	AA-	N/A	N/A	N	(A) Party A shall, within the Collateral Remedy Period, post collateral in accordance with the terms of the Credit Support Annex (unless Option 4 has been elected in accordance with the S&P Substitution Provisions, in which case this sub-paragraph (A) shall not apply) and (B) Party A may, at any time following the occurrence of such Initial S&P Rating Event, at its own cost: (i) subject to Part 5(f) (Transfer), transfer all of its rights and obligations with respect to this Agreement to an S&P Eligible Replacement; or (ii) procure, subject to confirmation by S&P, another person that is an S&P Eligible Replacement to become a co-obligor or guarantor in respect of the obligations of Party A; or (iii) take such other action (which may, for the avoidance of doubt, include taking no action) as notified to S&P as will result in (a) the rating of the Class A Notes being maintained at, or restored to, the level it would have been but for such Initial S&P Rating Event and regardless of any other capacity in which Party A may act in respect of the Class A Notes; and (y) the Class A Notes not being placed on credit watch by S&P as a result of the Initial S&P Rating Event.
Issuer Bank	Citibank NA		A-2	A-1	P-2	P-1	A-	A	A3	A1	N	(A) Party A shall, within the Collateral Remedy Period, post collateral in accordance with the terms of the Credit Support Annex (unless Option 4 has been elected in accordance with the S&P Substitution Provisions, in which case this sub-paragraph (A) shall not apply) and (B) Party A shall use commercially reasonable efforts to, as soon as reasonably practicable, at its own cost: (i) subject to Part 5(f) (Transfer), transfer all of its rights and obligations with respect to this Agreement to an S&P Eligible Replacement; or (ii) procure, subject to confirmation by S&P, an S&P Eligible Replacement to become a co-obligor or guarantor, with any guarantee complying with S&P's relevant guarantee criteria, in respect of the obligations of Party A; or (iii) take such other action (which may, for the avoidance of doubt, include taking no action) as notified to S&P as will result in (a) the rating of the Class A Notes being maintained at, or restored to, the level it would have been but for such Subsequent S&P Rating Event and regardless of any other capacity in which Party A may act in respect of the Class A Notes; and (b) the Class A Notes not being placed on credit watch by S&P as a result of the Subsequent S&P Rating Event.
												If at any time a Ratings Downgrade has occurred in respect of the Transaction Account Bank, then the Issuer shall (with the prior written consent of the Note Trustee) use reasonable endeavours to procure that, within 30 calendar days, the Issuer Secured Accounts, the Expenses Loan Payment Account and all of the funds standing to the credit of such accounts are transferred to another bank or banks who meet the Required Rating; which bank shall be notified in writing by the Note Trustee; the appointment of the Transaction Account Bank shall terminate on the date on which the appointment of the new transaction account bank becomes effective. Upon the transfer of the accounts to another bank or banks, the Issuer will procure that the new transaction account bank enters into an agreement substantially in the form of the Transaction Account Agreement and accedes to the Security Trust Deed.
Paying Agent and related roles	Deutsche Bank AG		A-2		P-2		BBB+		Baa2		N/A	
Corporate Service Provider	Deutsche International Corporate Services		A-2		P-2		BBB+		Baa2		N/A	
Note Trustee and Security Trustee	Deutsche Trustee Company Limited		A-2		P-2		BBB+		Baa2		N/A	
Collections Bank	SEB AB		A-2	A-1	P-2	P-1	A-	A+	A3	Aa3	N	If at any time a Ratings Downgrade has occurred, then the Issuer shall (with the prior written consent of the Note Trustee) use reasonable endeavours to procure that, within 30 calendar days, the Issuer Collections Account and all of the funds standing to the credit of the Issuer Collections Account are transferred to another bank or banks who meet the Required Rating; which bank shall be notified in writing by the Issuer to the Collections Account Bank and approved in writing by the Note Trustee; the appointment of the Collections Account Bank shall terminate on the date on which the appointment of the new transaction account bank becomes effective. In addition, the appointment of the Issuer Collections Account Bank may be terminated in certain other circumstances including but not limited to the Collections Account Bank ceasing or threatening to cease to carry on its business or a substantial part of its business, a petition is presented to any competent court for the winding up or dissolution of the Collections Account Bank, or the Collections Account Bank is rendered unable to perform its obligations under the Issuer Collections Account Agreement for a period of 60 days by earthquakes, storms, fire, floods, acts of God, insurrections, riots, epidemics, war, civil disturbances, governmental directions or regulations or any other circumstances beyond its reasonable control. Upon the transfer of the Issuer Collections Account to another bank, the Issuer will procure that the new transaction account bank enters into an agreement substantially in the form of the Issuer Collections Account Agreement and accedes to the Security Trust Deed and the Norwegian Security Agreement.
												The Collections Account Bank shall promptly give written notice to the Issuer, the Servicer, the Corporate Administrator and the Note Trustee of any Ratings Downgrade applicable to it.

Santander Consumer Bank AS
 Strandveien 16
 PO Box 177
 N-1325 Lysaker
 Tel.: +47 21 08 30 00
 Fax: +47 21 08 33 68

Bilkreditt 4 DAC
Monthly Investor Report

7.a Original Portfolio Principal Balance



Reporting Date	19.09.2017		
Payment date	15.09.2017		
Period No	48		
Monthly Period	Aug 2017		
Interest Period	from	25.08.2017	to 15.09.2017 = 21 days

Average amount - all: 196 491

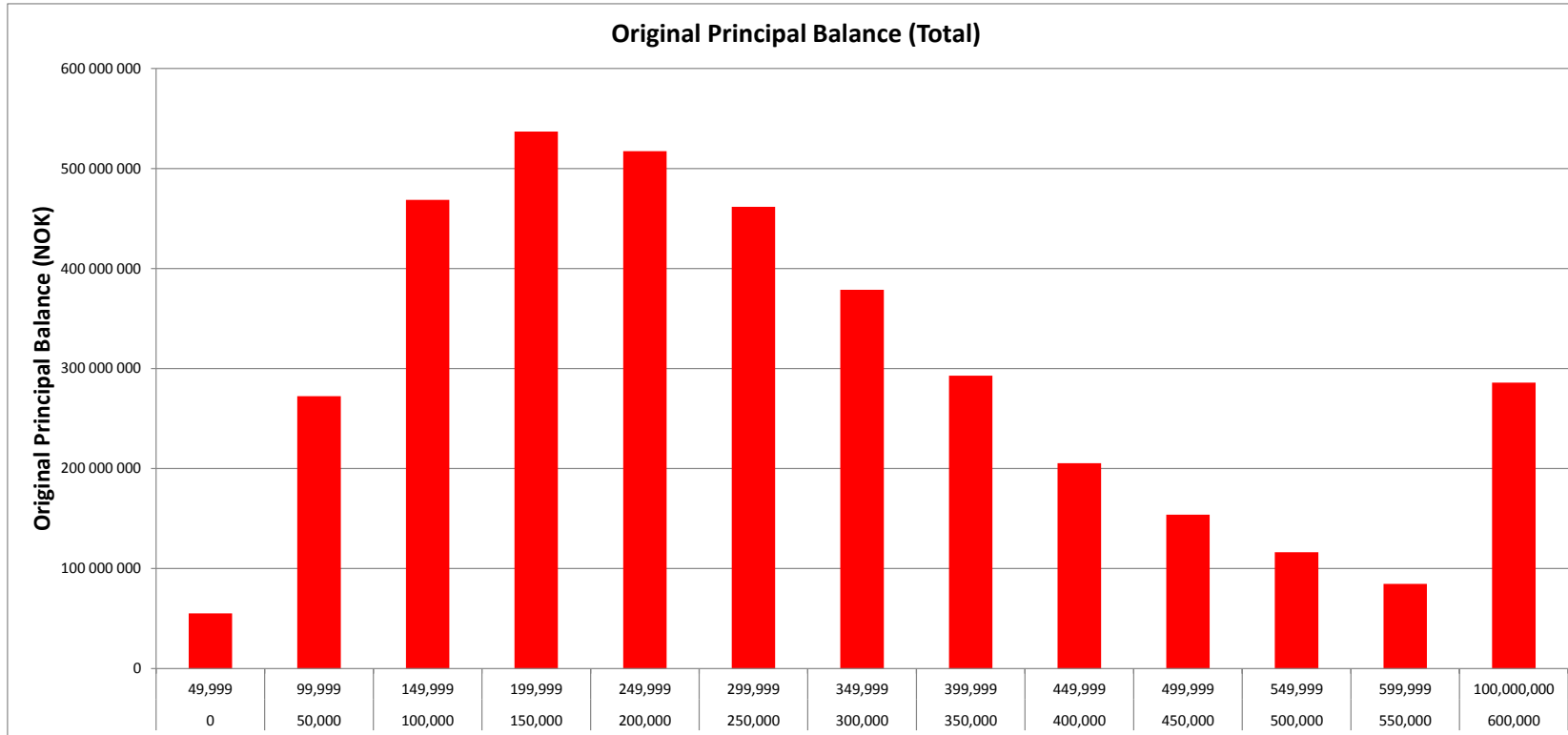
TOTAL								
Min	Max	No	Original balance	% of outstanding balance	% of loans	WA mounths to maturity	WA seasoning	
0	49 999	1 561	55 118 662	1,44 %	8,01 %	37,9	8,2	
50 000	99 999	3 594	272 419 936	7,11 %	18,44 %	52,8	7,8	
100 000	149 999	3 753	468 561 037	12,24 %	19,26 %	64,4	7,8	
150 000	199 999	3 085	536 803 517	14,02 %	15,83 %	71,7	7,8	
200 000	249 999	2 308	517 238 324	13,51 %	11,84 %	76,9	7,7	
250 000	299 999	1 686	461 642 221	12,05 %	8,65 %	80,4	7,9	
300 000	349 999	1 171	378 788 648	9,89 %	6,01 %	82,1	7,9	
350 000	399 999	785	292 885 601	7,65 %	4,03 %	83,5	8,0	
400 000	449 999	485	205 361 557	5,36 %	2,49 %	86,4	8,4	
450 000	499 999	326	153 888 339	4,02 %	1,67 %	91,1	8,5	
500 000	549 999	222	116 311 916	3,04 %	1,14 %	90,1	8,9	
550 000	599 999	148	84 646 561	2,21 %	0,76 %	88,2	9,4	
600 000	100 000 000	366	285 948 265	7,47 %	1,88 %	83,7	8,6	
Total		19 490	3 829 614 584	100,00 %	100,00 %			

Santander Consumer Bank AS
 Strandveien 18
 PO Box 177
 N-1325 Lysaker
 Tel.: +47 21 08 30 00
 Fax.: +47 21 08 33 68

Bilkreditt 4 DAC
Monthly Investor Report

7.b Original Principal Balance Graph

Reporting Date	19.09.2017	
Payment date	15.09.2017	
Period No	48	
Monthly Period	Aug 2017	
Interest Period	from 25.08.2017	to 15.09.2017 = 21 days



Bilkreditt 4 DAC
Monthly Investor Report

8.a Outstanding Principal Balance



Reporting Date	19.09.2017	
Payment date	15.09.2017	
Period No	48	
Monthly Period	Aug 2017	
Interest Period	from 25.08.2017	to 15.09.2017 = 21 days

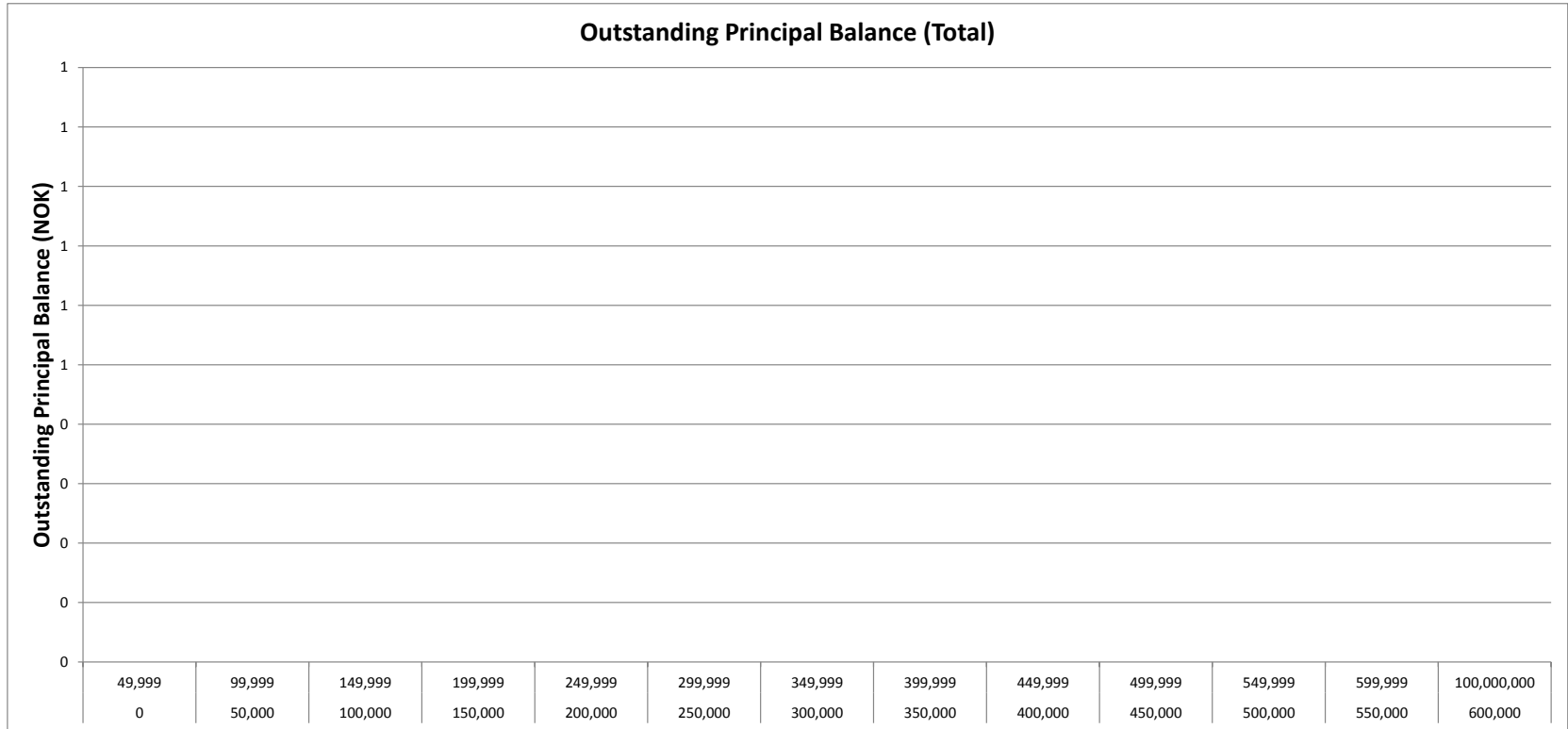
Average amount - all: -

TOTAL								
	Min	Max	No	Outstanding balance	% of Outstanding balance	% of loans	WA months to maturity	WA seasoning
Outstanding balance	0	49 999	1	0	0,00 %	0,00 %	-	-
	50 000	99 999	0	0	0,00 %	0,00 %	-	-
	100 000	149 999	1	0	0,00 %	0,00 %	-	-
	150 000	199 999	0	0	0,00 %	0,00 %	-	-
	200 000	249 999	0	0	0,00 %	0,00 %	-	-
	250 000	299 999	0	0	0,00 %	0,00 %	-	-
	300 000	349 999	0	0	0,00 %	0,00 %	-	-
	350 000	399 999	0	0	0,00 %	0,00 %	-	-
	400 000	449 999	0	0	0,00 %	0,00 %	-	-
	450 000	499 999	0	0	0,00 %	0,00 %	-	-
	500 000	549 999	0	0	0,00 %	0,00 %	-	-
	550 000	599 999	0	0	0,00 %	0,00 %	-	-
	600 000	100 000 000	0	0	0,00 %	0,00 %	-	-
Total			2	0	0 %	0 %	-	-

Bilkreditt 4 DAC
Monthly Investor Report

8.b Outstanding Principal Balance Graph

Reporting Date	19.09.2017	
Payment date	15.09.2017	
Period No	48	
Monthly Period	Aug 2017	
Interest Period	from 25.08.2017	to 15.09.2017 = 21 days



Bilkreditt 4 DAC
Monthly Investor Report

9.a Geographical Distribution



Reporting Date	19.09.2017	
Payment date	15.09.2017	
Period No	48	
Monthly Period	Aug 2017	
Interest Period	from 25.08.2017	to 15.09.2017 = 21 days

		TOTAL						
District code	No	Outstanding balance	% of Outstanding balance	% of Loans	District	WA months to maturity	WA seasoning	
0100	1	0	0,00 %	0,00 %	ØSTFOLD	0,0	0,0	
0200	0	0	0,00 %	0,00 %	AKERSHUS	0,0	0,0	
0300	1	0	0,00 %	0,00 %	OSLO	0,0	0,0	
0400	0	0	0,00 %	0,00 %	HEDEMARK	0,0	0,0	
0500	0	0	0,00 %	0,00 %	OPPLAND	0,0	0,0	
0600	0	0	0,00 %	0,00 %	BUSKERUD	0,0	0,0	
0700	0	0	0,00 %	0,00 %	VESTFOLD	0,0	0,0	
0800	0	0	0,00 %	0,00 %	TELEMARK	0,0	0,0	
0900	0	0	0,00 %	0,00 %	AUST-AGDER	0,0	0,0	
1000	0	0	0,00 %	0,00 %	VEST-AGDER	0,0	0,0	
1100	0	0	0,00 %	0,00 %	ROGALAND	0,0	0,0	
1200	0	0	0,00 %	0,00 %	HORDALAND	0,0	0,0	
1400	0	0	0,00 %	0,00 %	SOGN OG FJORDANE	0,0	0,0	
1500	0	0	0,00 %	0,00 %	MJØRE OG ROMSDAL	0,0	0,0	
1600	0	0	0,00 %	0,00 %	SØR-TRØNDELAG	0,0	0,0	
1700	0	0	0,00 %	0,00 %	NORD-TRØNDELAG	0,0	0,0	
1800	0	0	0,00 %	0,00 %	NORDLAND	0,0	0,0	
1900	0	0	0,00 %	0,00 %	TROMS	0,0	0,0	
2000	0	0	0,00 %	0,00 %	FINNMARK	0,0	0,0	
2100	0	0	0,00 %	0,00 %	SVALBARD	0,0	0,0	
Total:	2	0	0 %	0 %		0,0	0,0	

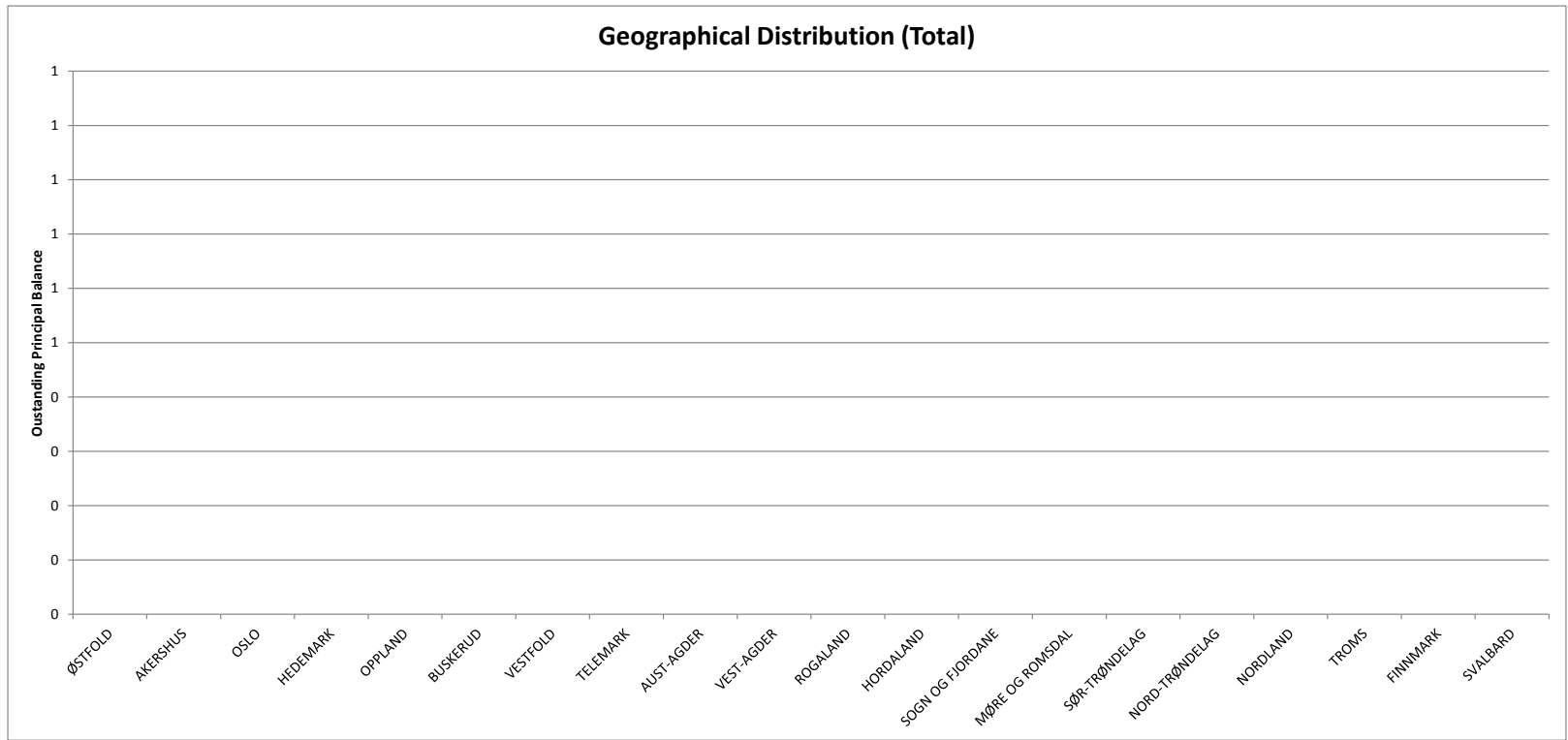
Geographic distribution

Bilkreditt 4 DAC
Monthly Investor Report

9.b Geographical Distribution Graph



Reporting Date	19.09.2017					
Payment date	15.09.2017					
Period No	48					
Monthly Period	Aug 2017					
Interest Period	from	25.08.2017	to	15.09.2017	=	21 days



Bilkreditt 4 DAC
Monthly Investor Report

10.a Interest Rate



Reporting Date	19.09.2017	
Payment date	15.09.2017	
Period No	48	
Monthly Period	Aug 2017	
Interest Period	from 25.08.2017	to 15.09.2017 = 21 days

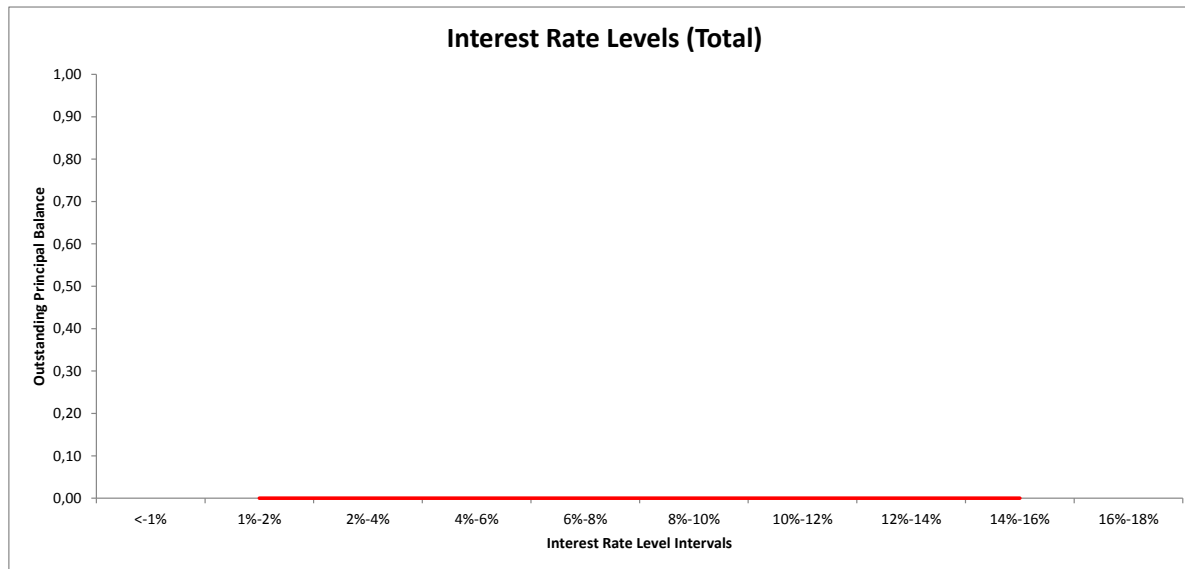
TOTAL						
Min (>=)	Max (<)	No	Outstanding balance	% of Outstanding balance	WA months to maturity	WA seasoning
<		1 %				
1 %	2 %	0	0	0,00 %	0,0	0,0
2 %	4 %	0	0	0,00 %	0,0	0,0
4 %	6 %	0	0	0,00 %	0,0	0,0
6 %	8 %	0	0	0,00 %	0,0	0,0
8 %	10 %	0	0	0,00 %	0,0	0,0
10 %	12 %	0	0	0,00 %	0,0	0,0
12 %	14 %	0	0	0,00 %	0,0	0,0
14 %	16 %	-	-	-	-	-
16 %	18 %					
Total		0	0	0 %	0,0	0,0

Bilkreditt 4 DAC
Monthly Investor Report

10.b Interest Rate



Reporting Date	19.09.2017
Payment date	15.09.2017
Period No	48
Monthly Period	Aug 2017
Interest Period	from 25.08.2017 to 15.09.2017 = 21 days



Bilkreditt 4 DAC
Monthly Investor Report

11.a Remaining Terms



Reporting Date	19.09.2017	
Payment date	15.09.2017	
Period No	48	
Monthly Period	Aug 2017	
Interest Period	from 25.08.2017	to 15.09.2017 = 21 days

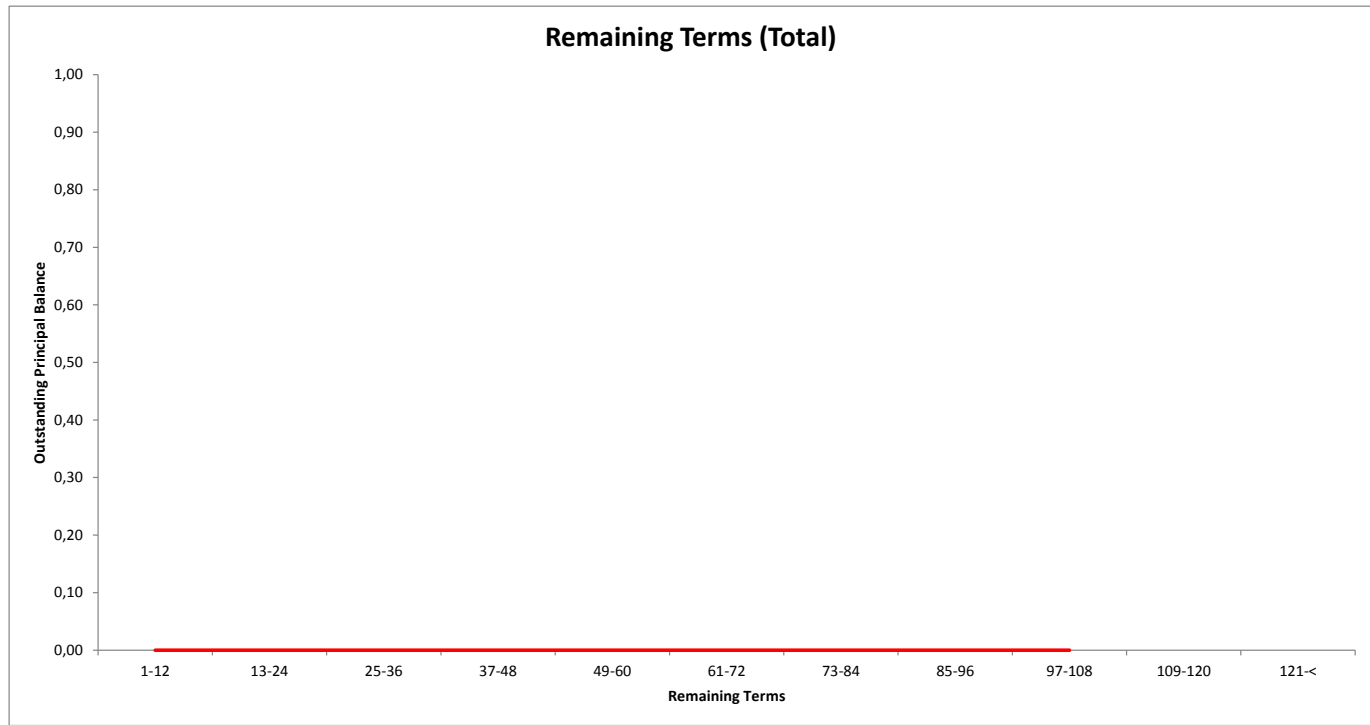
TOTAL						
Min	Max	No	Outstanding balance	% of Outstanding Balance	WA months to maturity	WA seasoning
0		12	0	0,00 %	0,0	0,0
13		24	0	0,00 %	0,0	0,0
25		36	0	0,00 %	0,0	0,0
37		48	0	0,00 %	0,0	0,0
49		60	0	0,00 %	0,0	0,0
61		72	0	0,00 %	0,0	0,0
73		84	0	0,00 %	0,0	0,0
85		96	0	0,00 %	0,0	0,0
97		108	-	-	-	-
109		120				
121		1 000				
Total		0	0	0 %	0,0	0,0

Bilkreditt 4 DAC
Monthly Investor Report

11.b Remaining Terms



Reporting Date	19.09.2017	
Payment date	15.09.2017	
Period No	48	
Monthly Period	Aug 2017	
Interest Period	from	25.08.2017
	to	15.09.2017
	=	21 days



Bilkreditt 4 DAC
Monthly Investor Report

12.a Seasoning



Reporting Date	19.09.2017				
Payment date	15.09.2017				
Period No	48				
Monthly Period	Aug 2017				
Interest Period	from	25.08.2017	to	15.09.2017	= 21 days

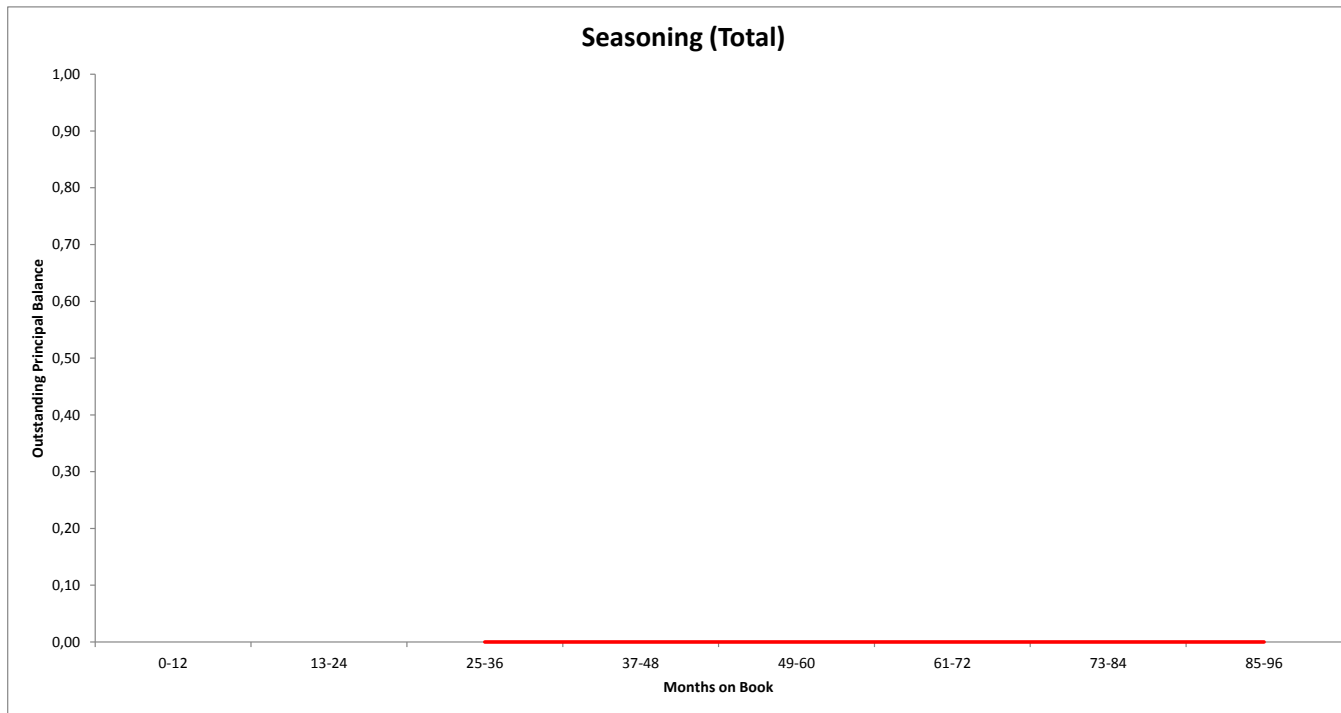
TOTAL							
Months on book	Min	Max	No	Outstanding balance	% of Outstanding Balance	WA months to maturity	WA seasoning
	0		12				
	13		24				
	25		36	0	0,00 %	0,0	0,0
	37		48	0	0,00 %	0,0	0,0
	49		60	0	0,00 %	0,0	0,0
	61		72	0	0,00 %	0,0	0,0
	73		84	0	0,00 %	0,0	0,0
	85		96	0	0,00 %	0,0	0,0
	Total		0	0	0,00 %		

Bilkreditt 4 DAC
Monthly Investor Report

12.b Seasoning



Reporting Date	19.09.2017	
Payment date	15.09.2017	
Period No	48	
Monthly Period	Aug 2017	
Interest Period	from	25.08.2017 to 15.09.2017 = 21 days



Bilkreditt 4 DAC
Monthly Investor Report

13.a Vehicle type



Reporting Date	19.09.2017				
Payment date	15.09.2017				
Period No	48				
Monthly Period	Aug 2017				
Interest Period	from	25.08.2017	to	15.09.2017	= 21 days


TOTAL						
Vehicle type	Min	No	Outstanding balance	% of Outstanding Balance	WA months to maturity	WA seasoning
CommercialLightVehicles		0	0	0,00 %	-	-
Motorcycles		0	0	0,00 %	-	-
Caravan/TrailersTent		0	0	0,00 %	-	-
Car/Commercial light vehicles		0	0	0,00 %	-	-
Cars		0	0	0,00 %	-	-
Electric cars		0	0	0,00 %	-	-
		0	0	0 %		

Bilkreditt 4 DAC
Monthly Investor Report

13.b Vehicle type



Reporting Date	19.09.2017					
Payment date	15.09.2017					
Period No	48					
Monthly Period	Aug 2017					
Interest Period	from	25.08.2017	to	15.09.2017	=	21 days



Bilkreditt 4 DAC
Monthly Investor Report

14.a Hybrid loans



Reporting Date	19.09.2017				
Payment date	15.09.2017				
Period No	48				
Monthly Period	Aug 2017				
Interest Period	from	25.08.2017	to	15.09.2017	= 21 days

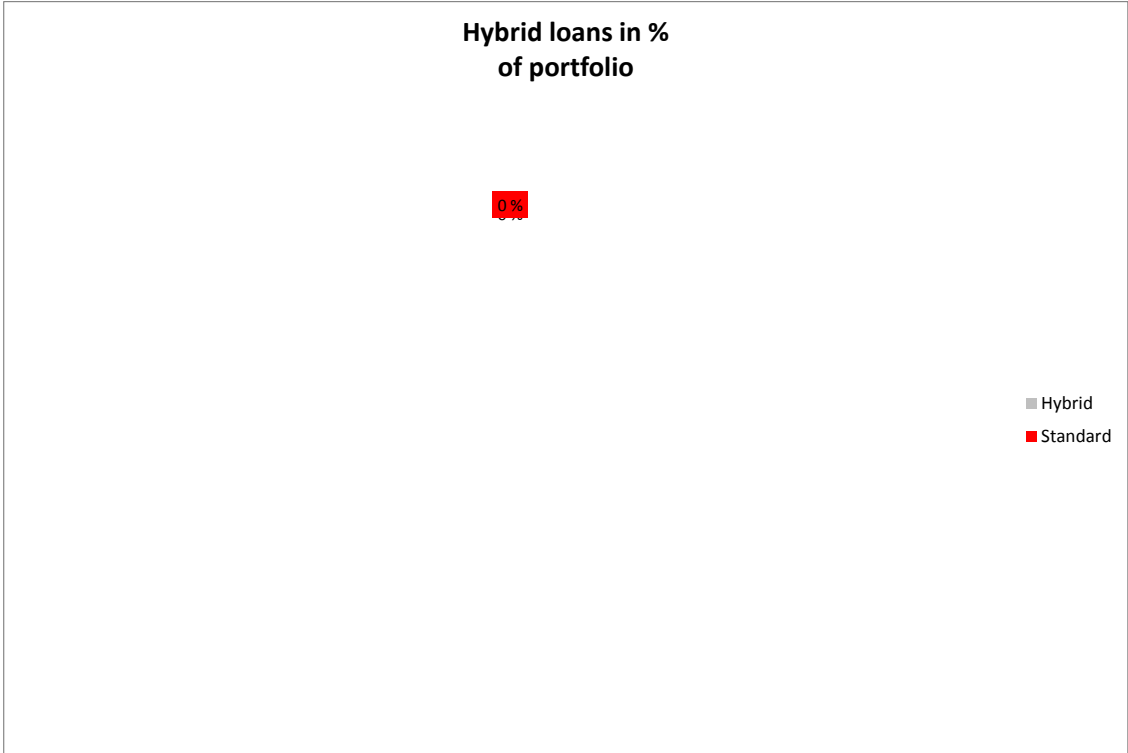
Hybrid loans in % of portfolio	TOTAL					
	Min	No	Outstanding balance	% of Outstanding Balance	WA months to maturity	WA seasoning
Hybrid		0	0	0,00 %	-	-
Standard		0	0	0,00 %	-	-
		0	0	0 %	-	-

Bilkreditt 4 DAC
Monthly Investor Report

14.b Hybrid loans



Reporting Date	19.09.2017
Payment date	15.09.2017
Period No	48
Monthly Period	Aug 2017
Interest Period	from 25.08.2017 to 15.09.2017 = 21 days




Bilkreditt 4 DAC
Monthly Investor Report

15.b # loans per borrower



Reporting Date	19.09.2017
Payment date	15.09.2017
Period No	48
Monthly Period	Aug 2017
Interest Period	from 25.08.2017 to 15.09.2017 = 21 days

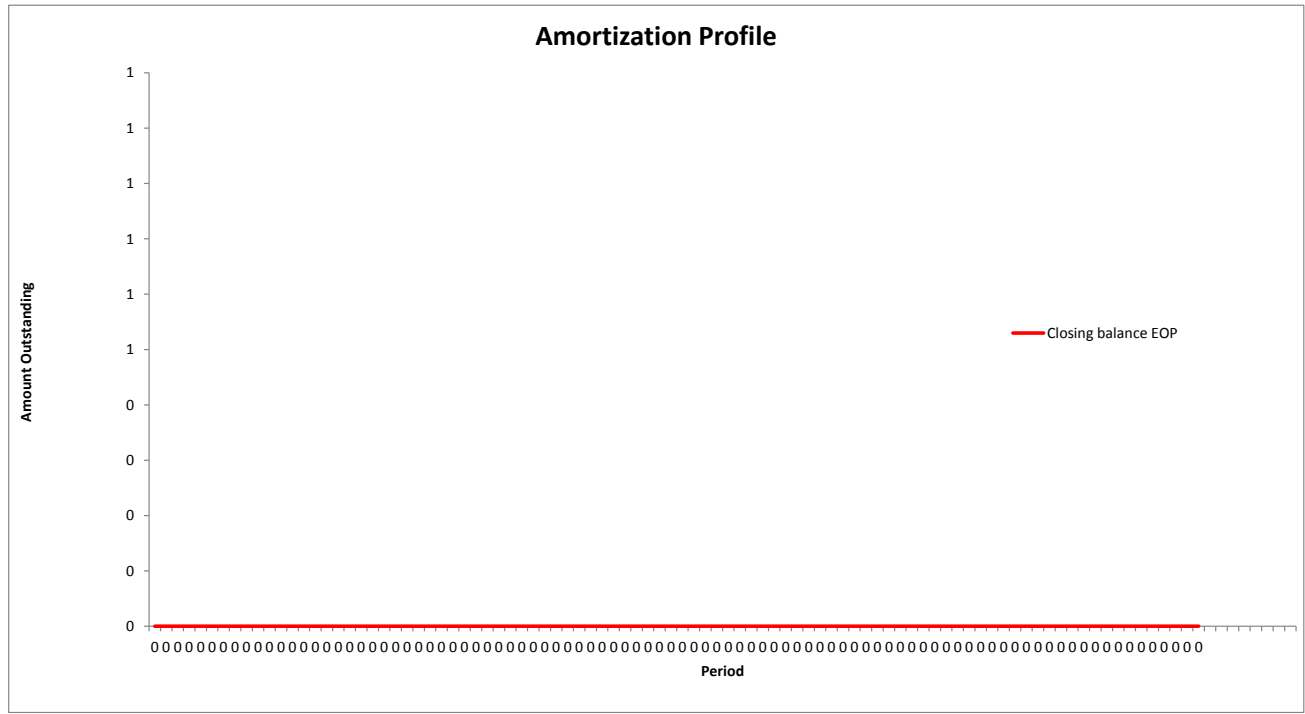


Bilkreditt 4 DAC
Monthly Investor Report

16.b Amortization Profile



Reporting Date	19.09.2017
Payment date	15.09.2017
Period No	48
Monthly Period	Aug 2017
Interest Period	from 25.08.2017 to 15.09.2017 = 21 days

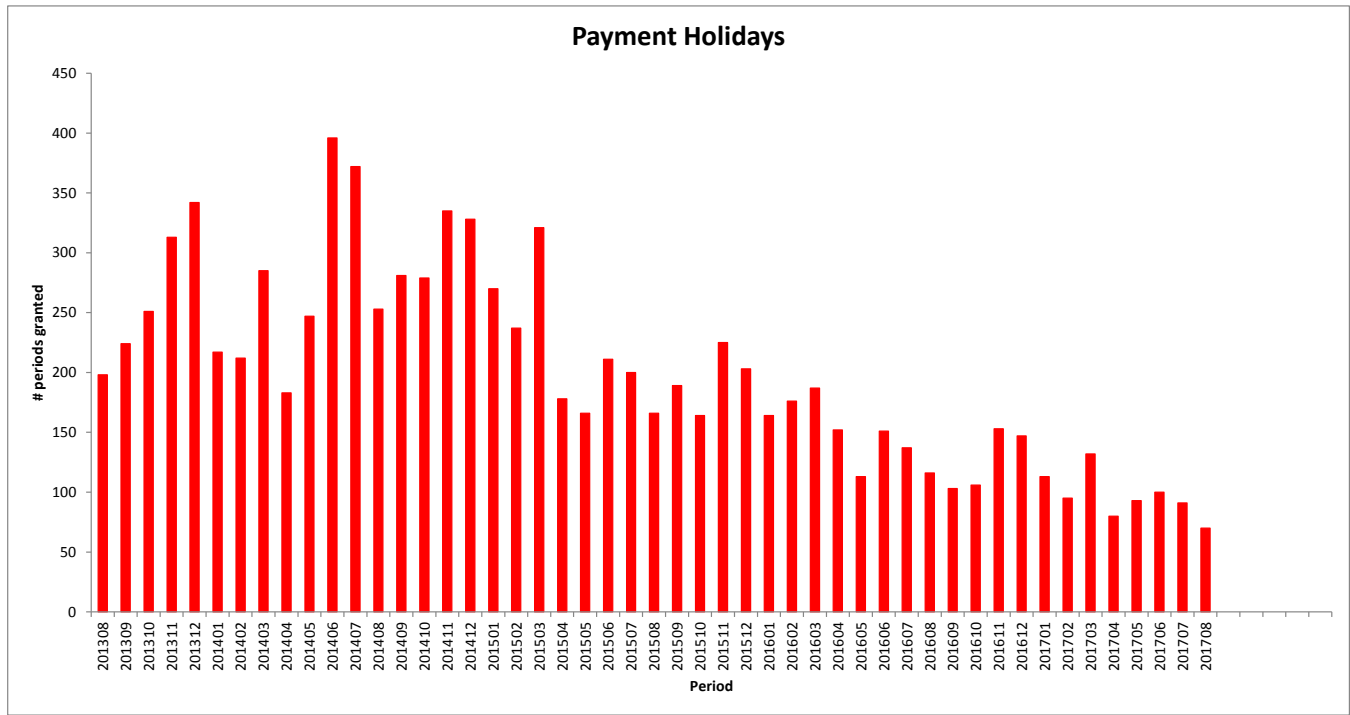


Bilkreditt 4 DAC
Monthly Investor Report

17.b Payment Holidays



Reporting Date	19.09.2017				
Payment date	15.09.2017				
Period No	48				
Monthly Period	Aug 2017				
Interest Period	from	25.08.2017	to	15.09.2017	= 21 days

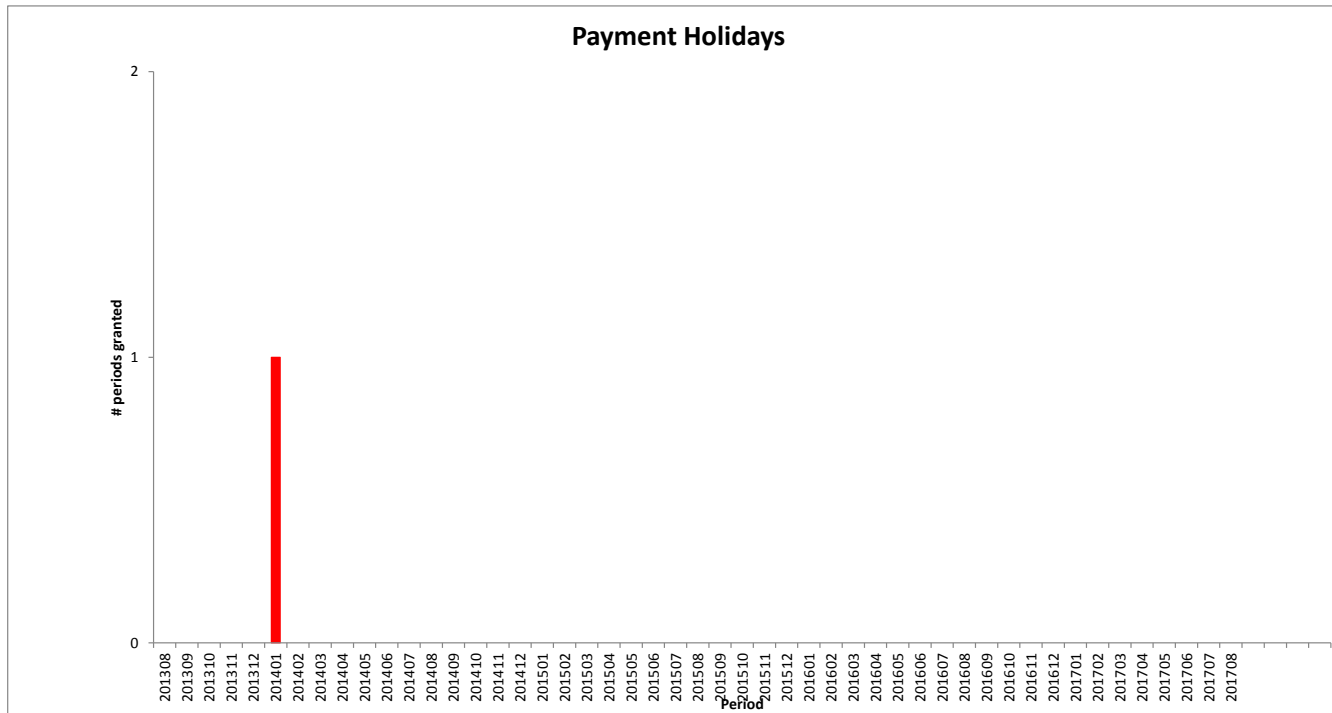


Bilkreditt 4 DAC
Monthly Investor Report

18.b Payment Holidays >31dpd



Reporting Date	19.09.2017				
Payment date	15.09.2017				
Period No	48				
Monthly Period	Aug 2017				
Interest Period	from	25.08.2017	to	15.09.2017	= 21 days

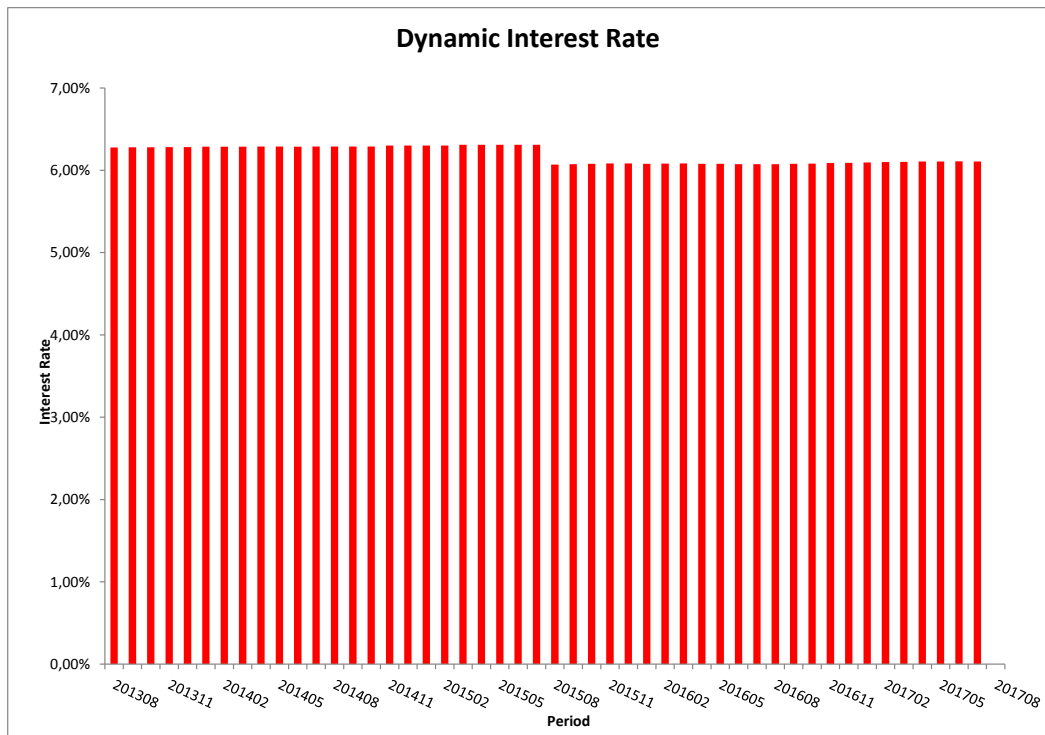


Bilkreditt 4 DAC
Monthly Investor Report

19.b Dynamic Interest Rate



Reporting Date	19.09.2017
Payment date	15.09.2017
Period No	48
Monthly Period	Aug 2017
Interest Period	from 25.08.2017 to 15.09.2017 = 21 days



Bilkreditt 4 DAC
Monthly Investor Report

20.a Borrower Type



Reporting Date	19.09.2017
Payment date	15.09.2017
Period No	48
Monthly Period	Aug 2017
Interest Period	from 25.08.2017 to 15.09.2017 = 21 days


Borrower Type	TOTAL					
	Borrower type	No	Outstanding balance	%	WA months to maturity	WA seasoning
	Commercial	0	0	0,00 %	-	-
	Consumer	0	0	0,00 %	-	-
	Total	0	0	0 %	-	-

Bilkreditt 4 DAC
Monthly Investor Report

20.b Borrower Type



Reporting Date		19.09.2017			
Payment date		15.09.2017			
Period No		48			
Monthly Period		Aug 2017			
Interest Period	from	25.08.2017	to	15.09.2017 =	21 days



Bilkreditt 4 DAC
Monthly Investor Report

21.a Vehicle Condition



Reporting Date	19.09.2017
Payment date	15.09.2017
Period No	48
Monthly Period	Aug 2017
Interest Period	from 25.08.2017 to 15.09.2017 = 21 days

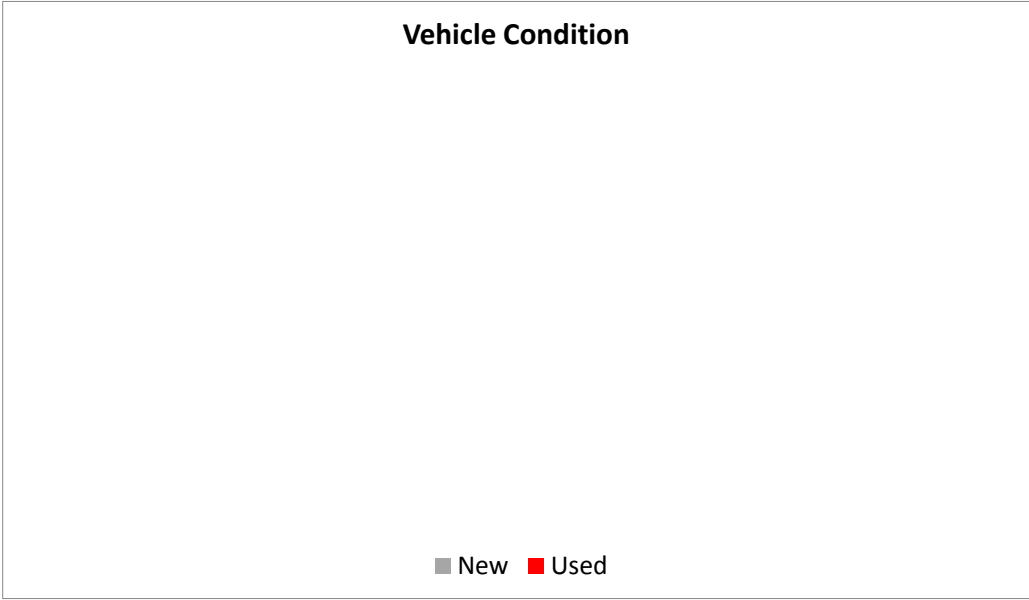
Vehicle condition	TOTAL					
	Vehicle condition	No	Outstanding balance	%	WA months to maturity	WA seasoning
	New	0	-	0,00 %	-	-
	Used	0	-	0,00 %	-	-
		0	-	0 %	-	-

Bilkreditt 4 DAC
Monthly Investor Report

21.b Vehicle Condition



Reporting Date	19.09.2017
Payment date	15.09.2017
Period No	48
Monthly Period	Aug 2017
Interest Period	from 25.08.2017 to 15.09.2017 = 21 days



**Bilkreditt 4 DAC
Monthly Investor Report**

22.a Downpayment



Reporting Date	19.09.2017	
Payment date	15.09.2017	
Period No	48	
Monthly Period	Aug 2017	
Interest Period	from 25.08.2017	to 15.09.2017 = 21 days

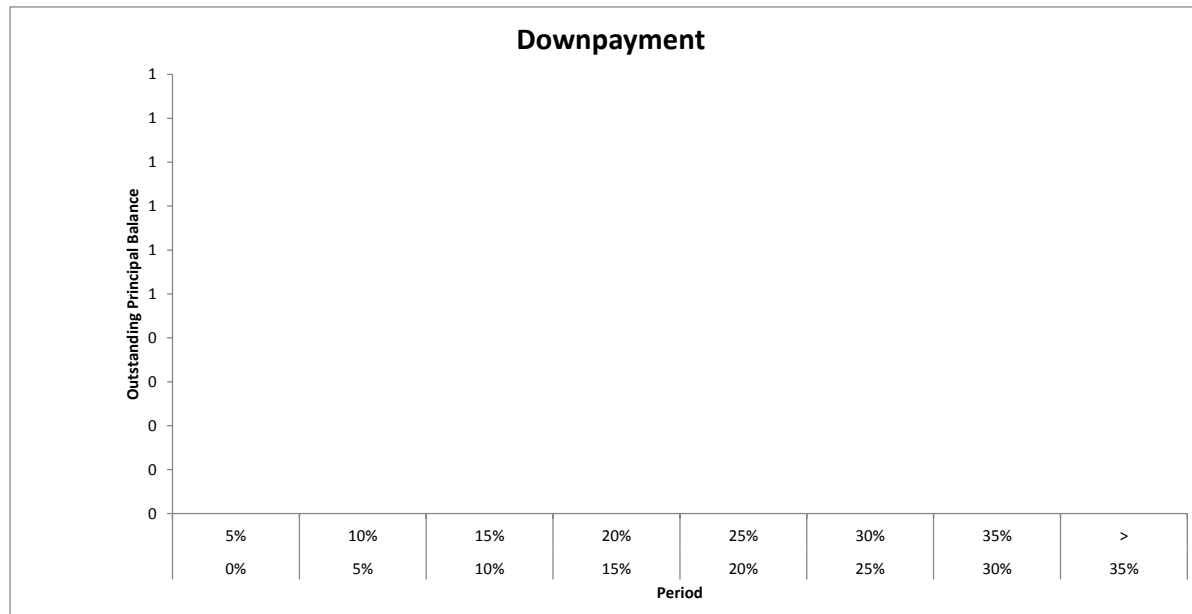
TOTAL							
Downpayment %	Min (>=)	Max (<)	No	Outstanding balance	%	WA months to maturity	WA seasoning
	0 %	5 %	0	0	0,00 %	-	-
	5 %	10 %	0	0	0,00 %	-	-
	10 %	15 %	0	0	0,00 %	-	-
	15 %	20 %	0	0	0,00 %	-	-
	20 %	25 %	0	0	0,00 %	-	-
	25 %	30 %	0	0	0,00 %	-	-
	30 %	35 %	0	0	0,00 %	-	-
	35 %	>	0	0	0,00 %	-	-
Total			0	0	0 %	-	-

Bilkreditt 4 DAC
Monthly Investor Report

22.b Downpayment



Reporting Date	19.09.2017
Payment date	15.09.2017
Period No	48
Monthly Period	Aug 2017
Interest Period	from 25.08.2017 to 15.09.2017 = 21 days



**Bilkreditt 4 DAC
Monthly Investor Report**

23.a Repayment Type



Reporting Date	19.09.2017
Payment date	15.09.2017
Period No	48
Monthly Period	Aug 2017
Interest Period	from 25.08.2017 to 15.09.2017 = 21 days


Repayment Type	TOTAL					
	Repayment Type	No	Outstanding balance	%	WA months to maturity	WA seasoning
Annuity	0	0	0,00 %	-	-	
Serial	0	0	0,00 %	-	-	
	0	0	0 %	-	-	

Bilkreditt 4 DAC
Monthly Investor Report

23.b Repayment Type



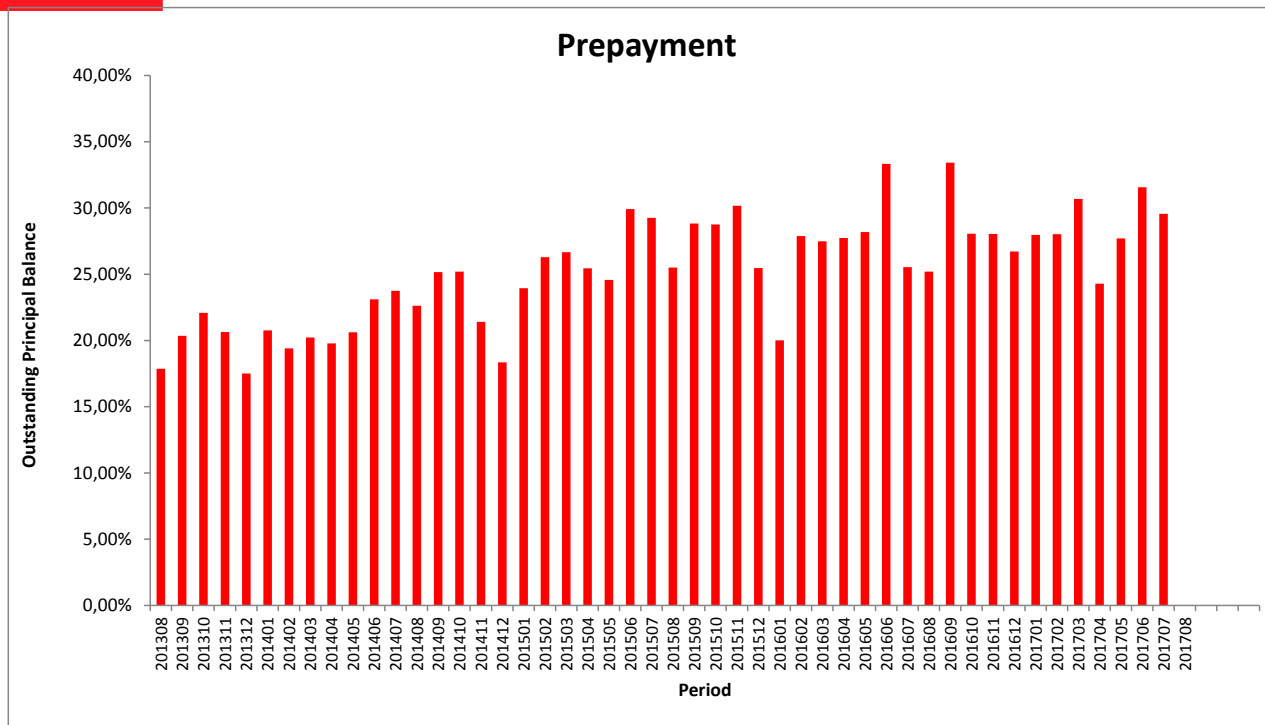
Reporting Date	19.09.2017
Payment date	15.09.2017
Period No	48
Monthly Period	Aug 2017
Interest Period	from 25.08.2017 to 15.09.2017 = 21 days



Bilkreditt 4 DAC
Monthly Investor Report

24.b Dynamic Pre-Payments

Reporting Date	19.09.2017		
Payment date	15.09.2017		
Period No	48		
Monthly Period	Aug 2017		
Interest Period	from	25.08.2017	to 15.09.2017 = 21 days



Bil kreditt 4 DAC
Monthly Investor Report

25. Defaults, Recoveries and Losses by Quarter of Default



Reporting Date	19.09.2017
Payment date	15.09.2017
Period No	48
Monthly Period	Aug 2017
Interest Period	from 25.08.2017 to 15.09.2017 = 21 days

Default Quarter	Default Amount	Recovery Quarter	2013 4			2014 1			2014 2			2014 3			2014 4					
			No Of Loans	Recoveries	Cum. Recoveries	Loss	Recoveries	Cum. Recoveries	Loss	Recoveries	Cum. Recoveries	Loss	Recoveries	Cum. Recoveries	Loss	Recoveries	Cum. Recoveries	Loss		
2013 4	0	0	0	0	0	0	0	0	0	0	0	0	0	0	0	0	0	0		
2014 1	4 976 483	38	0	0	0	0	0	511 240	511 240	4 465 243	1 106 487	1 106 487	1 616 727	3 209 756	370 083	1 267 409	2 289 074	377 783	2 365 192	2 611 291
2014 2	3 924 598	38									421 363	421 363	3 503 235	544 828	965 191	2 958 407	391 875	1 358 086	2 566 532	
2014 3	8 349 676	49											1 188 095	1 188 095	1 637 066	1 637 066	2 833 161	5 626 515		
2014 4	3 777 594	36														737 113	737 113	3 049 481		
2015 1	5 607 744	49																		
2015 2	1 995 620	28																		
2015 3	3 532 457	38																		
2015 4	3 623 480	36																		
2016 1	3 079 940	36																		
2016 2	2 793 645	37																		
2016 3	2 964 569	44																		
2016 4	2 256 882	29																		
2017 1	2 085 121	28																		
2017 2	3 335 517	31																		
2017 3	558 989	17																		

Default Quarter	Default Amount	Recovery Quarter	2015 1			2015 2			2015 3			2015 4			2016 1					
			No Of Loans	Recoveries	Cum. Recoveries	Loss	Recoveries	Cum. Recoveries	Loss	Recoveries	Cum. Recoveries	Loss	Recoveries	Cum. Recoveries	Loss	Recoveries	Cum. Recoveries	Loss		
2015 4	0	0	0	0	0	0	0	0	0	0	0	0	0	0	0	0	0	0	0	0
2016 1	4 976 483	38	136 343	2 501 439	2 475 096	2 48 168	2 749 803	2 228 880	146 235	2 894 833	2 081 650	133 797	3 028 630	1 847 853	26 642	3 055 272	1 921 211			
2016 2	3 924 598	38	261 437	1 819 503	2 305 096	45 341	1 664 844	2 259 754	78 721	1 743 565	2 181 033	30 432	1 773 997	2 150 601	164 309	1 938 906	1 985 692			
2016 3	8 349 676	49	813 815	3 736 876	4 612 700	801 956	4 538 932	3 810 744	217 245	4 756 177	3 563 499	40 237	4 796 414	3 553 262	52 189	4 848 603	3 501 073			
2016 4	3 777 594	36	284 996	1 022 109	2 755 485	220 192	1 242 301	2 535 293	71 437	1 313 738	2 463 856	148 458	1 462 196	2 315 398	100 803	1 562 999	2 214 905			
2017 1	5 607 744	49	503 035	503 035	5 104 719	1 218 146	1 721 171	3 886 878	728 076	2 446 247	1 158 497	305 037	2 854 284	3 265 465	108 123	2 973 407	2 850 302			
2017 2	1 995 620	28				238 242	238 242	1 756 376		434 710	1 590 910	42 104	476 814	1 518 806	98 397	575 211	1 407 499			
2017 3	3 532 457	38							222 394	222 394	3 310 063	688 424	910 818	2 621 639	90 516	1 001 334	2 531 123			
2017 4	3 623 480	36										207 898	207 898	3 415 582	474 630	682 528	2 940 802			
2018 1	3 079 940	36													181 118	181 118	3 121 822			
2018 2	2 793 645	37																		
2018 3	2 964 569	44																		
2018 4	2 256 882	29																		
2019 1	2 085 121	28																		
2019 2	3 335 517	31																		
2019 3	558 989	17																		

Default Quarter	Default Amount	Recovery Quarter	2016 2			2016 3			2016 4			2017 1			2017 2					
			No Of Loans	Recoveries	Cum. Recoveries	Loss	Recoveries	Cum. Recoveries	Loss	Recoveries	Cum. Recoveries	Loss	Recoveries	Acc. Recoveries	Loss	Recoveries	Cum. Recoveries	Loss		
2016 2	0	0	0	0	0	0	0	0	0	0	0	0	0	0	0	0	0	0	0	0
2016 3	4 976 483	38	213 995	3 269 267	1 707 216	235 382	3 504 619	1 471 864	95 405	3 600 024	1 376 459	77 803	3 677 827	1 298 656	83 192	3 761 019	1 215 464			
2016 4	3 924 598	38	413 038	2 351 944	1 972 454	43 786	2 395 710	1 528 888	131 974	2 527 684	1 396 914	72 835	2 600 519	1 524 079	125 277	2 725 796	1 588 802			
2017 1	8 349 676	49	514 738	5 283 341	2 986 331	100 543	5 483 884	2 885 792	23 388	5 487 152	2 862 524	14 896	5 502 048	2 847 828	198 989	5 691 037	2 650 693			
2017 2	3 777 594	36	136 873	1 899 572	2 078 022	0	1 899 572	2 078 022	118 083	1 817 655	1 859 939	128 647	1 946 302	1 831 292	24 626	1 970 928	1 806 686			
2017 3	5 607 744	49	217 098	2 874 505	2 633 239	30 474	3 004 979	2 602 765	338 748	3 343 727	2 264 017	29 767	3 373 494	2 234 250	45 121	3 418 615	2 189 139			
2017 4	1 995 620	28	110 687	685 878	1 309 742	193 293	879 171	1 116 449	69 254	948 425	1 047 195	9 793	958 298	1 037 412	155 569	1 113 767	881 883			
2018 1	3 532 457	38	257 341	1 528 878	2 273 863	104 675	1 383 250	2 169 307	334 442	1 827 022	1 834 765	179 150	1 875 842	1 656 015	42 799	1 886 641	1 573 814			
2018 2	3 623 480	36	804 706	1 487 234	2 136 246	33 047	1 620 281	2 103 199	296 312	1 816 593	1 806 887	167 090	1 983 683	1 639 797	58 970	2 042 653	1 580 827			
2018 3	3 079 940	36	898 729	859 847	2 820 093	181 474	1 041 321	2 638 619	387 585	1 428 906	2 251 034	115 940	1 544 846	2 135 994	146 800	1 691 646	1 988 294			
2018 4	2 793 645	37	174 313	174 313	2 619 332	650 490	824 803	1 968 842	338 275	1 163 082	1 630 563	100 857	1 263 939	1 529 706	235 649	1 519 988	1 274 027			
2019 1	2 964 569	44	22 825	2 265 878	1 937 923				499 841	660 735	2 303 833	140 090	803 826	1 163 743	162 485	963 311	2 001 284			
2019 2	3 079 940	36	21 988	1 713 634	1 966 306															
2019 3	2 793 645	37	6 061	1 525 649	1 267 996															
2019 4	2 964 569	44	29 579	992 890	1 971 679															
2020 1	3 201 819	38	36 958	1 399 284	1 805 822															
2020 2	2 085 121	28	248 866	701 168	1 383 983															
2020 3	3 335 517	31	492 332	906 707	2 428 810															
2020 4	558 989	17	4 109	4 109	554 876															

Default Quarter	Default Amount	Recovery Quarter	2017 3		
			No Of Loans	Recoveries	Acc. Recoveries
2017 3	0	0	0	0	0
2018 1	4 976 483	38	53 358	3 814 377	1 162 108
2018 2	3 924 598	38	4 000	2 729 796	1 184 802
2018 3	8 349 676	49	83 340	5 792 237	2 557 419
2018 4	3 777 594	36	0	1 970 828	1 806 686
2019 1	5 607 744	49	18 488	3 437 083	2 170 691
2019 2	1 995 620	28	6 497	1 120 264	875 356
2019 3	3 532 457	38	11 200	1 069 845	1 962 616
2019 4	3 623 480	36	22 825	2 265 878	1 937 923
2020 1	3 079 940	36	21 988	1 713 634	1 966 306
2020 2	2 793 645	37	6 061	1 525 649	1 267 996
2020 3	2 964 569	44	29 579	992 890	1 971 679
2020 4	3 201 819	38	36 958	1 399 284	1 805 822
2021 1	2 085 121	28	248 866	701 168	1 383 983
2021 2	3 335 517	31	492 332	906 707	2 428 810
2021 3	558 989	17	4 109	4 109	

Bilkredditt 4 DAC
Monthly Investor Report

26. Delinquency



Reporting Date	19.09.2017
Payment date	15.09.2017
Period No	48
Monthly Period	Aug 2017
Interest Period	from 25.08.2017 to 15.09.2017 = 21 days

year	month	Total outstanding	accounts current	balance current	accounts 1-30	balance 1-30	accounts 30-60	balance 30-60	accounts 60-90	balance 60-90	accounts 90-120	balance 90-120	accounts 120-150	balance 120-150	accounts 150-180	balance 150-180	New defaults Count	New defaults Balance	
2013	8	3 724 895 840	17 804	3 442 416 733	1 249	253 359 757	154	29 119 350									0	0	
	9	3 613 765 051	17 475	3 323 835 926	1 212	248 038 257	167	33 795 011	44	8 095 857							0	0	
	10	3 495 231 894	17 340	3 256 943 550	1 007	202 304 675	149	27 562 009	35	4 998 843	15	3 422 817					0	0	
	11	3 389 501 731	16 959	3 149 770 648	1 034	201 538 790	165	25 308 449	48	8 004 150	16	1 879 369	11	3 000 325			0	0	
	12	3 294 955 961	16 586	3 042 657 872	1 115	206 230 963	169	30 840 035	42	6 266 183	27	4 713 893	13	1 246 690	11	3 000 325	0	0	
2014	1	3 188 634 733	16 416	2 963 132 993	951	177 034 475	163	30 600 331	50	8 405 320	32	4 690 985	21	3 762 441	10	1 008 188	13	2 221 905	
	2	3 093 118 198	16 222	2 884 091 083	853	160 638 111	167	31 103 030	48	7 698 241	20	3 647 629	23	3 217 107	16	2 722 997	9	894 835	
	3	2 994 240 740	15 801	2 773 356 178	991	178 019 845	155	27 714 724	51	9 657 894	15	1 287 348	12	1 500 392	20	2 704 359	13	1 859 743	
	4	2 899 109 223	15 416	2 662 169 873	1 074	194 242 581	146	25 146 040	58	10 823 980	22	4 716 995	11	755 099	11	1 254 655	18	2 434 564	
	5	2 806 625 940	15 060	2 568 966 918	1 074	184 875 564	199	34 682 817	49	8 192 996	28	5 816 898	18	3 654 871	7	435 876	10	859 803	
	6	2 708 619 326	14 707	2 471 491 987	1 128	196 772 343	133	20 658 180	52	7 382 874	22	4 114 652	24	4 663 466	16	3 535 424	10	630 231	
	7	2 609 332 151	14 597	2 414 907 571	891	157 981 972	155	23 204 783	29	3 857 931	24	3 364 490	18	2 629 959	17	3 385 845	14	2 335 138	
	8	2 517 639 468	14 230	2 326 947 962	895	151 724 313	176	27 450 331	41	5 387 747	14	1 962 103	19	2 798 215	11	1 368 797	19	4 217 334	
	9	2 421 586 434	13 915	2 233 717 438	880	146 710 967	163	27 067 177	55	8 108 361	22	2 926 672	11	1 593 053	10	1 462 766	16	1 797 204	
	10	2 327 723 757	13 630	2 151 825 590	818	136 635 289	146	24 580 487	48	7 131 329	28	4 705 764	20	2 111 110	7	734 188	13	1 726 052	
	11	2 248 885 614	13 222	2 064 972 909	877	138 245 389	157	29 234 760	44	8 189 051	24	3 255 742	20	3 485 502	15	1 502 261	8	669 208	
	12	2 176 703 677	12 967	2 001 125 430	854	134 079 122	166	27 820 744	36	5 361 795	20	3 835 375	15	2 094 756	14	2 386 455	14	1 382 334	
2015	1	2 094 370 644	12 671	1 930 988 847	830	124 492 875	153	23 491 428	51	8 062 787	12	1 426 963	18	3 812 988	15	2 094 756	13	1 815 357	
	2	2 010 416 547	12 334	1 853 414 931	794	116 835 039	186	27 207 492	44	7 054 054	21	2 779 822	8	695 005	11	2 430 204	17	2 085 713	
	3	1 926 695 840	12 010	1 774 150 256	804	117 075 173	155	24 799 136	52	6 792 695	15	1 826 806	14	1 604 374	5	447 400	10	1 706 674	
	4	1 851 511 272	11 658	1 691 216 678	851	125 366 847	150	21 510 891	24	7 047 971	15	1 861 767	11	906 292	6	311 296	6	311 296	
	5	1 779 591 083	11 248	1 607 102 789	910	133 792 811	195	25 591 357	51	7 396 838	23	2 909 913	20	2 208 214	6	589 161	13	969 822	
	6	1 688 070 130	11 178	1 570 325 904	688	99 468 901	130	17 179 971	25	4 791 626	21	2 573 612	17	2 452 106	13	1 278 010	9	714 502	
	7	1 621 568 320	10 899	1 505 696 275	628	87 131 482	141	19 331 471	25	3 165 340	20	2 690 167	14	1 493 428	14	2 060 157	11	871 816	
	8	1 554 394 660	10 516	1 425 983 363	704	98 616 895	151	19 718 966	42	5 437 018	11	1 389 518	17	2 364 961	10	883 939	14	1 989 739	
	9	1 484 320 625	10 254	1 365 870 469	676	90 034 847	130	17 942 504	47	5 895 844	19	2 379 701	9	741 840	12	1 455 420	10	670 902	
	10	1 416 544 608	9 855	1 298 853 833	671	88 915 917	138	18 309 347	39	5 964 225	18	1 836 990	15	1 876 555	8	787 741	11	937 831	
	11	1 349 485 921	9 435	1 229 547 767	699	89 483 278	147	18 246 204	40	5 452 258	23	3 533 275	16	1 716 969	12	1 506 170	8	737 559	
	12	1 289 708 950	9 173	1 178 334 724	639	85 637 927	136	16 576 558	41	5 032 459	16	1 131 980	13	1 695 930	12	1 299 372	16	1 948 900	
2016	1	1 242 255 716	8 892	1 133 329 873	651	84 439 419	123	14 825 152	38	4 526 301	25	2 519 281	12	937 066	12	1 678 624	12	1 157 818	
	2	1 183 718 792	8 540	1 075 045 832	658	86 098 399	147	14 977 112	40	3 735 682	14	1 358 441	18	1 709 406	11	793 920	14	1 982 664	
	3	1 129 281 699	8 219	1 024 788 733	619	79 531 278	136	17 199 085	36	3 297 783	17	2 237 867	8	684 956	15	1 541 997	10	539 458	
	4	1 076 980 280	7 954	973 482 968	596	80 615 739	116	12 870 025	44	6 257 508	28	2 191 792	10	936 124	7	626 124	15	1 425 127	
	5	1 026 497 618	7 730	934 717 405	538	66 374 944	128	15 550 590	51	5 590 505	17	1 798 118	23	1 834 864	8	630 832	11	589 862	
	6	972 820 363	7 614	899 895 709	425	52 215 238	88	10 535 478	36	5 286 201	22	2 049 086	14	1 493 788	18	1 344 863	11	778 656	
	7	929 219 202	7 327	846 627 249	510	66 548 187	93	9 448 058	21	2 825 928	21	1 827 436	14	963 666	11	978 678	20	1 320 953	
	8	886 799 700	7 172	815 521 046	459	56 501 506	81	8 648 501	27	2 760 828	10	1 286 683	14	1 313 599	14	767 537	10	846 644	
	9	839 529 457	6 953	771 584 529	416	50 710 368	88	10 590 262	32	2 852 930	15	1 467 193	8	1 153 815	11	1 170 360	14	796 972	
	10	797 954 583	6 698	727 790 370	455	54 318 854	89	9 094 899	26	3 917 218	14	1 054 219	9	1 073 871	6	705 152	14	1 406 806	
	11	758 157 637	6 476	695 217 469	422	45 877 523	105	12 443 899	24	2 156 281	11	826 992	12	1 064 556	6	570 917	8	849 076	
	12	721 771 346	6 271	657 290 222	438	48 580 445	83	10 110 630	26	3 184 040	15	945 668	10	901 737	9	758 604	10	945 931	
2017	1	685 506 728	6 038	624 038 384	468	46 789 066	66	7 587 425	26	3 376 397	17	2 188 755	8	751 467	9	775 234	11	922 250	
	2	651 765 062	5 843	595 133 797	398	40 950 298	88	8 182 471	27	3 103 490	16	1 933 857	12	1 927 689	5	533 460	9	469 879	
	3	615 616 707	5 581	558 383 789	419	41 990 436	87	9 207 230	15	1 352 278	17	1 482 055	14	1 674 933	9	1 525 986	8	692 992	
	4	586 503 297	5 275	513 633 884	524	56 721 270	102	8 813 206	33	3 289 334	14	1 102 396	16	1 500 518	10	1 442 689	11	1 541 939	
	5	555 688 354	5 171	491 964 743	461	46 928 799	94	10 197 912	31	3 262 211	15	979 162	16	828 659	16	1 526 868	6	398 571	
	6	523 239 113	5 141	482 304 848	320	29 970 089	70	6 091 915	21	2 199 427	15	1 188 933	17	770 956	8	712 945	14	1 395 007	
	7	495 031 751	4 898	446 850 221	381	35 974 902	79	7 880 791	24	1 841 328	12	1 249 675	12	810 790	12	424 044	7	558 985	
	8	0	0	0	0	0	0	0	0	0	0	0	0	0	0	0	0	0	0
	9																		
	10																		
	11																		
	12																		

Bil kreditt 4 DAC
Monthly Investor Report

27. Priority of Payments



Reporting Date	19.09.2017
Payment date	15.09.2017
Period No	48
Monthly Period	Aug 2017
Interest Period	from 25.08.2017 to 15.09.2017 = 21 days

Priority of Payments

Available Distribution Amount	+	546 177 589,40	NOK	(0,00)	EUR
Senior Expenses	-	12 925,69	NOK		
Class A Notes Interest	-	-	NOK	-	EUR
Class B Notes Interest (prior to Principal Deficiency Trigger Event)	-	219 989,00	NOK		
Credit the Supplementary Liquidity Ledger Amount	-	-	NOK		EUR
Liquidity Reserve	-	-	NOK		
Class A Principal	-	-	NOK	-	EUR
Class B Interest (Post Principal Deficiency Trigger Event)	-	-	NOK		
Class B Principal	-	213 064 751,00	NOK		
Payments to the Reserve Fund	-	-	NOK		
Class C Notes Interest	-	307 579,00	NOK		
Class C notes Principal	-	281 967 000,00	NOK		
Interest Subordinated Loan, Principal Subordinated Loan	-	48 179 039,90	NOK		
Swap Subordinated Amounts	-	-	NOK		
Amounts due to seller for deemed collections refunded, refunds etc	-	-	NOK		
Credit Supplementary Liquidity Ledger amount	-	-	NOK		
Payments to Seller	=	2 426 304,82	NOK	(0)	EUR

Bilkreditt 4 DAC
Monthly Investor Report

28. Transaction Costs



Reporting Date	19.09.2017
Payment date	15.09.2017
Period No	48
Monthly Period	Aug 2017
Interest Period	from 25.08.2017 to 15.09.2017 = 21 days

Transaction Costs	All Notes	Class A	Class B	Class C
Senior Expenses	12 925,69 NOK			
Interest accrued for the Period	527 568,00 NOK	- NOK	219 989,00 NOK	307 579,00 NOK
Cumulative Interest accrued	150 725 787,97 NOK	99 172 713,97 NOK	23 660 900,00 NOK	27 892 174,00 NOK
Interest Payments	527 568,00 NOK	- NOK	219 989,00 NOK	307 579,00 NOK
Cumulative Interest Payments	150 725 787,97 NOK	99 172 713,97 NOK	23 660 900,00 NOK	27 892 174,00 NOK
Interest accrued on Subordinated Loan for the Period	48 179 039,90 NOK			
Cumulative Interest accrued on Subordinated Loan	225 246 762,66 NOK			
Interest Payments on Subordinated Loan	48 179 039,90 NOK			
Cumulative Interest Payments on Subordinated Loan	222 523 625,12 NOK			
Unpaid Interest for the Period	- NOK			
Cumulative Unpaid Interest	2 723 137,54 NOK			

Bilkreditt 4 DAC
Monthly Investor Report

29. Swap Counterparty Data



Reporting Date	19.09.2017
Payment date	15.09.2017
Period No	48
Monthly Period	Aug 2017
Interest Period from	25.08.2017 to 15.09.2017 = 21 days

Swap Counterparty Data

Swap Counterparty Provider	HSBC
Swap Rating Trigger Breach	No
Swap Collateral posted	- EUR

Swap Data

Swap Type	Cross Currency Swap			
Swap Opening Balance	-	NOK	-	0,00 EUR
1M Nibor (Notes, Swap) (2 days prior to interest period begin date)	0,6700 %			
1M Euribor (Notes, Swap)	-0,3710 %			
Gross Amount Due to Swap Counterparty	-	NOK		
Gross Amount Due from Swap Counterparty	-	0,00	EUR	
EUR/NOK spot rate		N/A		

Bilkreditt 4 DAC
Monthly Investor Report

30. Contact Details



Santander Consumer Bank AS

Financial Markets

Anders Bruun-Olsen +47 21 08 37 70
Priscilla Halverson +47 21 08 37 72
Thomas Andrén Johansen +47 91 82 42 44
Joachim Joveng Rogne +47 48 23 86 32
Morten Holme +47 92 82 38 33

anders.bruun.olsen@santanderconsumer.no
priscilla.halverson@santanderconsumer.no
thomas.andren.johansen@santanderconsumer.no
joachim.joveng.rogne@santanderconsumer.no
morten.holme@santanderconsumer.no

Risk

Tom Daniel Sivertsen +47 47 73 72 14
Ayan Ali +47 48 50 46 46

tom.daniel.sivertsen@santanderconsumer.no
ayan.ali@santanderconsumer.no

Reporting Date	19.09.2017
Payment date	15.09.2017
Period No	48
Monthly Period	Aug 2017
Interest Period	from 25.08.2017 to 15.09.2017 = 21 days