

**Bil kreditt 4 DAC**  
**Monthly Investor Report**

**Cover Sheet Monthly Investor Report**



Reporting Date	30.05.2017					
Payment date	26.05.2017			Following payment dates:	26.06.2017	
Period No	44				25.07.2017	
Monthly Period	Apr 2017					
Interest Period	from 25.04.2017		to	26.05.2017	=	31 days
Cut-Off Date	30.04.2017					

Index	Page	
1	Portfolio Information	2
2	Amount Due for Distribution	3
3	Reserve Accounts	4
4	Performance Data	5
5	Outstanding Notes	6
6	Counterparty Ratings, Trigger Levels and Consequences	7
7	Original Principal Balance	8
7	Original PB (Graph)	9
8 a	Outstanding principal Balance	10
8 b	Outstanding PB (Graph)	11
9 a	Geographical Distribution	12
9 b	Geographical (Graph)	13
10 a	Interest Rate	14
10 b	Interest Rate (Graph)	15
11 a	Remaining Terms	16
11 b	Remaining Terms (Graph)	17
12 a	Seasoning	18
12 b	Seasoning (Graph)	19
13 a	Vehicle Type	20
13 b	Vehicle Type (Graph)	21
14 a	Hybrid loans as % of other loans	22
14 b	Hybrid loans as % of other loans (Graph)	23
15 a	Loans per borrower	24
15 b	Loans per borrower (Graph)	25
16 a	Amortization Profile	26
16 b	Amortization Profile (Graph)	27
17 a	Payment Holidays	28
17 b	Payment Holidays (Graph)	29
18 a	Payment Holidays (>-31dpd)	30
18 b	Payment Holidays (>-31dpd) (Graph)	31
19 a	Dynamic Interest Rate	32
19 b	Dynamic Interest Rate (Graph)	33
20 a	Borrower Type	34
20 b	Borrower Type (Graph)	35
21 a	Vehicle Condition	36
21 b	Vehicle Condition (Graph)	37
22 a	Downpayment	38
22 b	Downpayment (Graph)	39
23 a	Repayment Type	40
23 b	Repayment Type (Graph)	41
24 a	Dynamic Pre-Payments	42
24 b	Dynamic Pre-Payments (Graph)	43
25	Defaults, Recoveries and Losses by Quarter of Default	44
26	Dynamic Delinquency	45
27	Priority of Payments	46
28	Transaction Costs	47
29	Swap Counterparty Data	48
30	Contact Details	49

**Bilkreditt 4 DAC**  
**Monthly Investor Report**

**1. Portfolio Information**



Reporting Date	30.05.2017	
Payment date	26.05.2017	
Period No	44	
Monthly Period	Apr 2017	
Interest Period	from 25.04.2017	to 26.05.2017 = 31 days

	Current Period	Previous Period
	Aggregated Outstanding Principal Amount	Aggregated Outstanding Principal Amount
<b>Outstanding receivables</b>		
<b>Opening balance</b>	<b>615 616 707,00 NOK</b>	<b>651 765 062,00 NOK</b>
Scheduled Loan Principal Repayments	14 291 945,00 NOK	17 146 105,00 NOK
Prepayments	13 441 807,00 NOK	18 519 087,00 NOK
Deemed Collections - Other	-	-
Deemed Collections - CPI Single Premium Cancellations	612,00 NOK	40 106,00 NOK
<b>Total Principal Payments Received</b>	<b>27 734 364,00 NOK</b>	<b>35 705 298,00 NOK</b>
	-	-
New Defaulted Auto Loans in Period	1 541 939,00 NOK	692 992,00 NOK
<b>Total New Defaults</b>	<b>1 541 939,00 NOK</b>	<b>692 992,00 NOK</b>
Capitalised Interest (due to Repayment Holidays)	162 893,00 NOK	249 935,00 NOK
<b>Closing Balance</b>	<b>586 503 297,00 NOK</b>	<b>615 616 707,00 NOK</b>
<b>Cumulative Capitalised Interest (Amount)</b>		
Open	20 924 187,00 NOK	20 674 252,00 NOK
New	162 893,00 NOK	249 935,00 NOK
Close	<b>21 087 080,00 NOK</b>	<b>20 924 187,00 NOK</b>
<b>Total revenue collections</b>		
Revenue and fees received on loan balances	3 254 596,00 NOK	3 735 423,00 NOK
Recoveries on loans in default	359 812,00 NOK	667 501,00 NOK
<b>Total Revenue Received in Period</b>	<b>3 614 408,00 NOK</b>	<b>4 402 924,00 NOK</b>
<b># Loans</b>		
At beginning of period	6 142 Loans	6 389 Loans
Paid in Full	157 Loans	239 Loans
Repurchased (Deemed Collections)	-	-
New loans into default	11 Loans	8 Loans
<b>At end of period</b>	<b>5 974 Loans</b>	<b>6 142 Loans</b>
Weighted Average Loan Return	6,82 %	
Average NIBOR + Weighted Average Loan Threshold	3,88 %	

**Bilkreditt 4 DAC**  
**Monthly Investor Report**

**2. Amount Due for Distribution**



Reporting Date	30.05.2017			
Payment date	26.05.2017			
Period No	44			
Monthly Period	Apr 2017			
Interest Period	from	25.04.2017	to	26.05.2017 = 31 days

**Available Distribution Amount**

	Current Period		Previous Period	
a. Reserve Fund	38 296 150,00	NOK	39 105 903,72	NOK
b. Collections (Principal, interest, fees, etc)	31 348 772,00	NOK	40 108 222,00	NOK
c. Swap Counterparty payment to the Issuer	0,00	NOK	0,00	NOK
			3 638 068,53	EUR
d. Stamp Duty, Taxes, Liabilities, etc Paid by the Seller to the Issuer	0,00	NOK	0,00	NOK
e. Default Interest, Indemnities, etc Paid by the Seller to the Issuer	0,00	NOK	0,00	NOK
f. Other Amounts Paid by the Seller to the Issuer	0,00	NOK	0,00	NOK
g. Interest/Investment Return Earned and Paid by the Seller or the Collections Account Bank to the Issuer	9 740,54	NOK	10 175,92	NOK
h. Commingling Reserve	0,00	NOK	0,00	NOK
i. CPI Reserve	555 320,00	NOK	713 129,00	NOK
<b>Total Amount for Distribution (Pre-Enforcement Waterfall)</b>	<b>70 209 982,54</b>	<b>NOK</b>	<b>79 937 430,64</b>	<b>NOK</b>
			<b>4 517 214,62</b>	<b>EUR</b>

**Bilkreditt 4 DAC**  
**Monthly Investor Report**

**3. Reserve Accounts**



Reporting Date	30.05.2017
Payment date	26.05.2017
Period No	44
Monthly Period	Apr 2017
Interest Period	from 25.04.2017 to 26.05.2017 = 31 days

**Note Balance**

Beginning of Period		615 616 707,00	NOK
End of Period		586 503 297,00	NOK

**Reserve Fund**

	in %		
Beginning of Period	3,1 %	19 148 075,00	NOK
Cash Outflow		19 148 075,00	NOK
Cash Inflow		19 148 075,00	NOK
End of Period	3,1 %	19 148 075,00	NOK
Required Reserve Amount	3,1 %	19 148 075,00	NOK

**Liquidity Balance**

Beginning of Period	3,1 %	19 148 075,00	NOK
Cash Outflow		19 148 075,00	NOK
Cash Inflow		19 148 075,00	NOK
End of Period	3,1 %	19 148 075,00	NOK
Required Reserve Amount	3,1 %	19 148 075,00	NOK

**Supplementary Liquidity Ledger**

Beginning of Period		-	NOK
Cash Outflow		-	NOK
Cash Inflow		-	NOK
End of Period		-	NOK
Required Reserve Amount		-	NOK

**Commingling Reserve**

Beginning of Period		43 132 492,98	NOK
Cash Outflow		3 125 367,73	NOK
Drawings from Commingling Reserve		-	NOK
Cash Inflow		-	NOK
End of Period		40 007 125,25	NOK
Required Commingling Reserve Fund		40 007 125,25	NOK

**CPI Reserve**

Beginning of Period		12 014 389,00	NOK
Cash Outflow (to Servicer)		555 320,00	NOK
Drawings		-	NOK
Cash Inflow (from Servicer)		-	NOK
End of Period		11 459 069,00	NOK
Required CPI Reserve Fund		11 459 069,00	NOK

**Set-off from Deposits**

No borrowers whose loans were sold to Bilkreditt 4 held deposits with Santander Consumer Bank AS. The risk of set-off from deposits is therefore zero.

**Bilkreditt 4 DAC**  
**Monthly Investor Report**

**4. Performance Data**



Reporting Date	30.05.2017	
Payment date	26.05.2017	
Period No	44	
Monthly Period	Apr 2017	
Interest Period	from 25.04.2017	to 26.05.2017 = 31 days

**Note Balance**

Beginning of Period	615 616 707,00	NOK
End of Period	586 503 297,00	NOK

**Portfolio Performance:**

**Performing Receivables:**

	NOK	%	# loans
Current	513 633 884,00	0,875756175	5 275
1-29 days past due	56 721 270,00	9,67 %	524
		0,00 %	

**Delinquent Receivables:**

30-59 days past due	8 813 206,00	1,50 %	102
60-89 days past due	3 289 334,00	0,56 %	33
90-119 days past due	1 102 396,00	0,19 %	14
120-149 days past due	1 500 518,00	0,26 %	16
150-179 days past due	1 442 689,00	0,25 %	10
<b>Total Performing and Delinquent</b>	<b>586 503 297,00</b>	<b>100,00 %</b>	<b>5 974</b>

Current Period Defaults	1 541 939,00		11
Cumulative Defaults	52 054 679,00		483
Current Period Recoveries	359 812,00		
Cumulative Recoveries	26 811 509,00		

**Bilkreditt 4 DAC**  
**Monthly Investor Report**

**5. Outstanding Notes**



Reporting Date	30.05.2017			
Payment date	26.05.2017			
Period No	44			
Monthly Period	Apr 2017			
Interest Period	from	25.04.2017	to	26.05.2017 = 31 days

**1. Note Balance**

	All Notes	Class A	Class B	Class C
<b>General Note Information</b>				
ISIN Code		XS0963557698	XS0963558159	
Currency		EUR	NOK	NOK
Initial Tranching	100 %	86,11 %	6,53 %	7,36 %
Legal Final Maturity Date		28.12.2027	28.12.2027	28.12.2027
Rating (Fitch/Moody's/DBRS)		AAAsf/AAAsf	AAAsf	Not rated
Initial Notes Aggregate Principal Outstanding Balance	3 829 615 000,00 NOK	412 000 000,00 EUR	250 000 000,00 NOK	281 967 000,00 NOK
Initial Nominal per Note		100 000,00 EUR	100 000,00 NOK	1 000 000,00 NOK
Initial Number of Notes per Class	5618	4120	250	1248
<b>Current Note Information</b>				
Class Principal Outstanding Opening Balance	615 616 707,00 NOK	10 450 987,88 EUR	250 000 000,00 NOK	281 967 000,00 NOK
Available Distribution Amount	70 209 982,54 NOK			
Amortisation	29 630 584,00 NOK			
Redemption per Class	3 637 357,57 NOK	3 637 357,57 EUR	- NOK	- NOK
Redemption per Note		882,85 EUR	- NOK	- NOK
Class Principal Outstanding Closing Balance	586 503 297,00 NOK	6 813 630,31 EUR	250 000 000,00 NOK	281 967 000,00 NOK
Current Tranching		9,30 %	42,63 %	48,08 %
Current Pool Factor		0,02	1,00	1,00

**2. Payments to Investors per Note**

	All Notes	Class A	Class B	Class C
Interest rate Basis: 1-M EURIBOR / Spread	-0,37 %			
Interest Rate Basis: 1-M NIBOR / Spread	0,93 %	0,45 %	1,10 %	1,20 %
Day Count Convention		(ACT/360)	(ACT/360)	(ACT/360)
Interest Days	31			
Principal Outstanding per Note Beginning of Period		2 536,65 EUR	1 000 000,00 NOK	225 935,10 NOK
>Principal Repayment per note		882,85 EUR	- NOK	- NOK
Principal Outstanding per Note End of Period		1 653,79 EUR	1 000 000,00 NOK	225 935,10 NOK
>Interest accrued for the period		0,17 EUR	1 748,06 NOK	414,40 NOK
Interest Payment	959 878,50 NOK	710,96 EUR	437 014,00 NOK	517 174,00 NOK
Interest Payment per Note		0,17 EUR	1 748,06 NOK	414,40 NOK

**3. Credit Enhancements**

	All Notes	Class A	Class B	Class C
Initial total CE (Subordination, Reserve)		16,89 %	10,36 %	3,00 %
Current CE (incl. Excess Spread)		98,32 %	55,69 %	7,62 %
Current CE (excl. Excess Spread)		97,23 %	54,61 %	6,53 %

**We hereby confirm that the Seller confirms its ongoing retention of a net economic interest of at least 5% in accordance with Article 405 of the CRR and Article 51 of the AIFMR.**

On 21 December, 2015, the Norwegian Ministry of Finance adopted transitional rules to the new Norwegian financial companies act which entered into force on 1 January, 2016.

The transitional rules correspond to the proposal from the Norwegian FSA and state that securitisations which closed in accordance with the existing Norwegian financial institutions act, and have notes remaining outstanding, may progress as agreed between the parties.

**Bilcreditt 4 DAC  
Monthly Investor Report**

**6. Counterparty Ratings, Trigger Levels and Consequences**



Reporting Date 30.05.2017  
 Payment Date 26.05.2017  
 Period No 44  
 Monthly Period Apr 2017  
 Interest Period 25.04.2017 to 26.05.2017 = 31 days

Transaction Role	Counterparty	Rating Triggers								Trigger breached?	Summary of Contractual Requirements if Rating Trigger Breach	
		Short Term				Long Term						
		S&P		Moody's		S&P		Moody's				
Criteria	Current	Criteria	Current	Criteria	Current	Criteria	Current	Criteria	Current			
Issuer	Bilcreditt 4 Limited		No rating		No rating		No rating		No rating		N/A	
Seller	Santander Consumer Bank AS		No rating		No rating		No rating		No rating		N/A	
Servicer	Santander Consumer Bank AS		No rating		No rating		No rating		No rating		N/A	
Servicer's Owner	Santander Consumer Finance	Downgrade 1	A-2	A-2	P-2	P-2	A Credit Negative	BBB+	A2 Review for possible Downgrade	A3	Y	The Servicing Agreement will provide that, if a Servicer's Owner Downgrade 1 occurs and for so long as it is continuing, (i) the Servicer shall (or, if the Seller is not the Servicer, the Seller shall), within 10 Business Days, procure that the Subordinated Loan Provider makes available to the Issuer an advance review of deposit to the Commingling Reserve Account in an amount equal to the Commingling Reserve Required Amount; and (ii) the Servicer will, within 10 Business Days, instruct the Collections Account Bank to transfer to the Transaction Account within one Oslo Banking Day after receipt (or, in the case of exceptional circumstances causing an operational delay in the transfer, within three Oslo Banking Days after receipt) any and all Collections received from time to time in the Seller Collections Account. As at the date of this Prospectus, the Servicer's Owner's short term and long term unsecured, unsubordinated and unguaranteed indebtedness is rated P-2 and Baa2 respectively by Moody's and A-3 and BBB+ respectively by S&P. Therefore, a Servicer's Owner Downgrade 1 has occurred. As a consequence, on or before the Note Issuance Date, the Commingling Reserve Account will be funded through the proceeds of an advance made by the Subordinated Loan Provider to the Issuer in an amount equal to the Commingling Reserve Required Amount. If the Servicer's Owner Downgrade 1 is cured, the amounts standing to the Commingling Reserve Account will be released.
		Downgrade 2	N/A	A-2	P-2	P-2	BB+	BBB+	Baa2 Review for possible Downgrade	A3	Y	The Servicing Agreement shall provide that, if (a) a Servicer's Owner Downgrade 2 exists and is continuing or (b) there is a change of control of the Servicer or the Subordinated Loan Provider (in each case, so long as it is Santander Consumer Bank AS), then the Servicer (or, if the Seller is not the Servicer, the Seller), shall, at its own cost, either: (i) within 14 calendar days, obtain from a third party with the Required Rating a guarantee of the Seller's obligations under the Auto Portfolio Purchase Agreement to pay to the Issuer a Deemed Collection in the amount of any unpaid portion of the Principal Amount of any Purchased Auto Loan corresponding to CPY Policy premium where the related CPY Policy has been cancelled (each a "CPY Deemed Collection"); or (ii) procure that, within 14 calendar days, the Servicer will establish and maintain a ledger on the Transaction Account (the "CPY Reserve Ledger") to hold an amount as determined by the Servicer or Seller which shall be made available by the Subordinated Loan Provider. Such amount shall be equal to the aggregate of all CPY Deemed Collections that would have been payable by the Seller in the event that, as at the immediately preceding Cut-Off Date, the CPY Policies relating to all outstanding Purchased Auto Loans, had been cancelled.
		Downgrade 3	N/A	A-2	N/A	P-2		BB+	BBB+	Baa3 Review for possible Downgrade	A3	N
Issuer Cross Currency Swap Provider	HSBC	Moody's First Rating Trigger Collateral	N/A	N/A	P-2	P-1	N/A	N/A	A3	A2 stable	N	Must identify a Back-up Servicer.
		Moody's Second Rating Trigger Replacement	N/A	N/A	P-3	P-1	N/A	N/A	Baa1	A2 stable	N	In addition to replacement of the Swap Counterparty or a guarantee, Collateral postings according to instructions for Moody's "Ratings Event II Collateral Amount" described in the Front Swap CSA is required.
Issuer Cross Currency Swap Provider	HSBC	Initial S&P Required Rating	A-2	A-1+	N/A	N/A	A-	AA-	N/A	N/A	N	(A) Party A shall, within the Collateral Remedy Period, post collateral in accordance with the terms of the Credit Support Annex (unless Option 4 has been elected in accordance with the S&P Substitution Provisions, in which case this sub-paragraph (A) shall not apply) and (B) Party A may, at any time following the occurrence of such Initial S&P Rating Event, at its own cost: (i) subject to Part 5(f) (Transfer), transfer all of its rights and obligations with respect to this Agreement to an S&P Eligible Replacement; or (ii) procure, subject to confirmation by S&P, another person that is an S&P Eligible Replacement to become a co-obligor or guarantor in respect of the obligations of Party A; or (iii) take such other action (which may, for the avoidance of doubt, include taking no action) as notified to S&P as will result in (a) the rating of the Class A Notes being maintained at, or restored to, the level it would have been but for such Initial S&P Rating Event and regardless of any other capacity in which Party A may act in respect of the Class A Notes; and (y) the Class A Notes not being placed on credit watch by S&P as a result of the Initial S&P Rating Event.
		Subsequent S&P Required Rating	N/A	A-1+	N/A	N/A	BBB+	AA-	N/A	N/A	N	(A) Party A shall, within the Collateral Remedy Period, post collateral in accordance with the terms of the Credit Support Annex (unless Option 4 has been elected in accordance with the S&P Substitution Provisions, in which case this sub-paragraph (A) shall not apply) and (B) Party A shall use commercially reasonable efforts to, as soon as reasonably practicable, at its own cost: (i) subject to Part 5(f) (Transfer), transfer all of its rights and obligations with respect to this Agreement to an S&P Eligible Replacement; or (ii) procure, subject to confirmation by S&P, an S&P Eligible Replacement to become a co-obligor or guarantor, with any guarantee complying with S&P's relevant guarantee criteria, in respect of the obligations of Party A; or (iii) take such other action (which may, for the avoidance of doubt, include taking no action) as notified to S&P as will result in (a) the rating of the Class A Notes being maintained at, or restored to, the level it would have been but for such Subsequent S&P Rating Event and regardless of any other capacity in which Party A may act in respect of the Class A Notes; and (b) the Class A Notes not being placed on credit watch by S&P as a result of the Subsequent S&P Rating Event.
Issuer Bank	Citibank NA		A-2	A-1	P-2	P-1	A-	A	A3	A1	N	If at any time a Ratings Downgrade has occurred in respect of the Transaction Account Bank, then the Issuer shall (with the prior written consent of the Note Trustee) use reasonable endeavours to procure that, within 30 calendar days, the Issuer Secured Accounts, the Expenses Loan Payment Account and all of the funds standing to the credit of such accounts are transferred to another bank or banks who meet the Required Rating; which bank shall be notified in writing by the Note Trustee; the appointment of the Transaction Account Bank shall terminate on the date on which the appointment of the new transaction account bank becomes effective. Upon the transfer of the accounts to another bank or banks, the Issuer will procure that the new transaction account bank enters into an agreement substantially in the form of the Transaction Account Agreement and accedes to the Security Trust Deed.
Paying Agent and related roles	Deutsche Bank AG		A-2		P-2			BBB+		Baa2	N/A	
Corporate Service Provider	Deutsche International Corporate Services		A-2		P-2			BBB+		Baa2	N/A	
Note Trustee and Security Trustee	Deutsche Trustee Company Limited		A-2		P-2			BBB+		Baa2	N/A	
Collections Bank	SEB AB		A-2	A-1	P-2	P-1	A-	A+	A3	Aa3	N	If at any time a Ratings Downgrade has occurred, then the Issuer shall (with the prior written consent of the Note Trustee) use reasonable endeavours to procure that, within 30 calendar days, the Issuer Collections Account and all of the funds standing to the credit of the Issuer Collections Account are transferred to another bank or banks who meet the Required Rating; which bank shall be notified in writing by the Issuer to the Collections Account Bank and approved in writing by the Note Trustee; the appointment of the Collections Account Bank shall terminate on the date on which the appointment of the new transaction account bank becomes effective. In addition, the appointment of the Issuer Collections Account Bank may be terminated in certain other circumstances including but not limited to the Collections Account Bank ceasing or threatening to cease to carry on its business or a substantial part of its business, a petition is presented to any competent court for the winding up or dissolution of the Collections Account Bank, or the Collections Account Bank is rendered unable to perform its obligations under the Issuer Collections Account Agreement for a period of 60 days by earthquakes, storms, fire, floods, acts of God, insurrections, riots, epidemics, war, civil disturbances, governmental directions or regulations or any other circumstances beyond its reasonable control. Upon the transfer of the Issuer Collections Account to another bank, the Issuer will procure that the new transaction account bank enters into an agreement substantially in the form of the Issuer Collections Account Agreement and accedes to the Security Trust Deed and the Norwegian Security Agreement.
												The Collections Account Bank shall promptly give written notice to the Issuer, the Servicer, the Corporate Administrator and the Note Trustee of any Ratings Downgrade applicable to it.

Santander Consumer Bank AS  
 Strandveien 16  
 PO Box 177  
 N-1325 Lysaker  
 Tel.: +47 21 08 30 00  
 Fax: +47 21 08 33 68

**Bilkreditt 4 DAC**  
**Monthly Investor Report**

**7.a Original Portfolio Principal Balance**



Reporting Date	30.05.2017		
Payment date	26.05.2017		
Period No	44		
Monthly Period	Apr 2017		
Interest Period	from	25.04.2017	to 26.05.2017 = 31 days

Average amount - all: 196 491

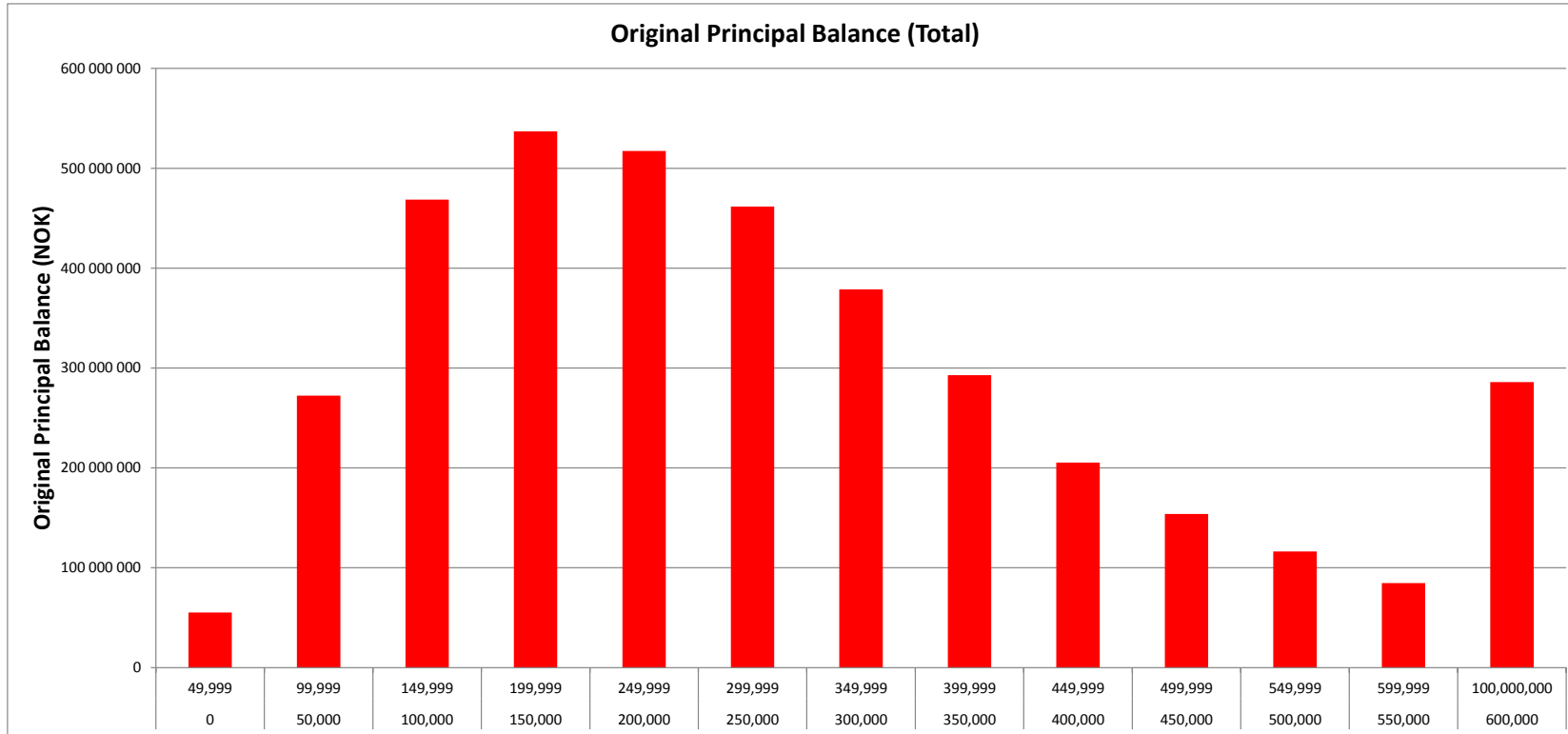
TOTAL									
	Min	Max	No	Original balance	% of outstanding balance	% of loans	WA mounths to maturity	WA seasoning	
Original balance	0	49 999	1 561	55 118 662	1,44 %	8,01 %	37,9	8,2	
	50 000	99 999	3 594	272 419 936	7,11 %	18,44 %	52,8	7,8	
	100 000	149 999	3 753	468 561 037	12,24 %	19,26 %	64,4	7,8	
	150 000	199 999	3 085	536 803 517	14,02 %	15,83 %	71,7	7,8	
	200 000	249 999	2 308	517 238 324	13,51 %	11,84 %	76,9	7,7	
	250 000	299 999	1 686	461 642 221	12,05 %	8,65 %	80,4	7,9	
	300 000	349 999	1 171	378 788 648	9,89 %	6,01 %	82,1	7,9	
	350 000	399 999	785	292 885 601	7,65 %	4,03 %	83,5	8,0	
	400 000	449 999	485	205 361 557	5,36 %	2,49 %	86,4	8,4	
	450 000	499 999	326	153 888 339	4,02 %	1,67 %	91,1	8,5	
	500 000	549 999	222	116 311 916	3,04 %	1,14 %	90,1	8,9	
	550 000	599 999	148	84 646 561	2,21 %	0,76 %	88,2	9,4	
	600 000	100 000 000	366	285 948 265	7,47 %	1,88 %	83,7	8,6	
	Total			19 490	3 829 614 584	100,00 %	100,00 %		



**Bilkreditt 4 DAC**  
**Monthly Investor Report**

**7.b Original Principal Balance Graph**

Reporting Date	30.05.2017	
Payment date	26.05.2017	
Period No	44	
Monthly Period	Apr 2017	
Interest Period	from 25.04.2017	to 26.05.2017 = 31 days

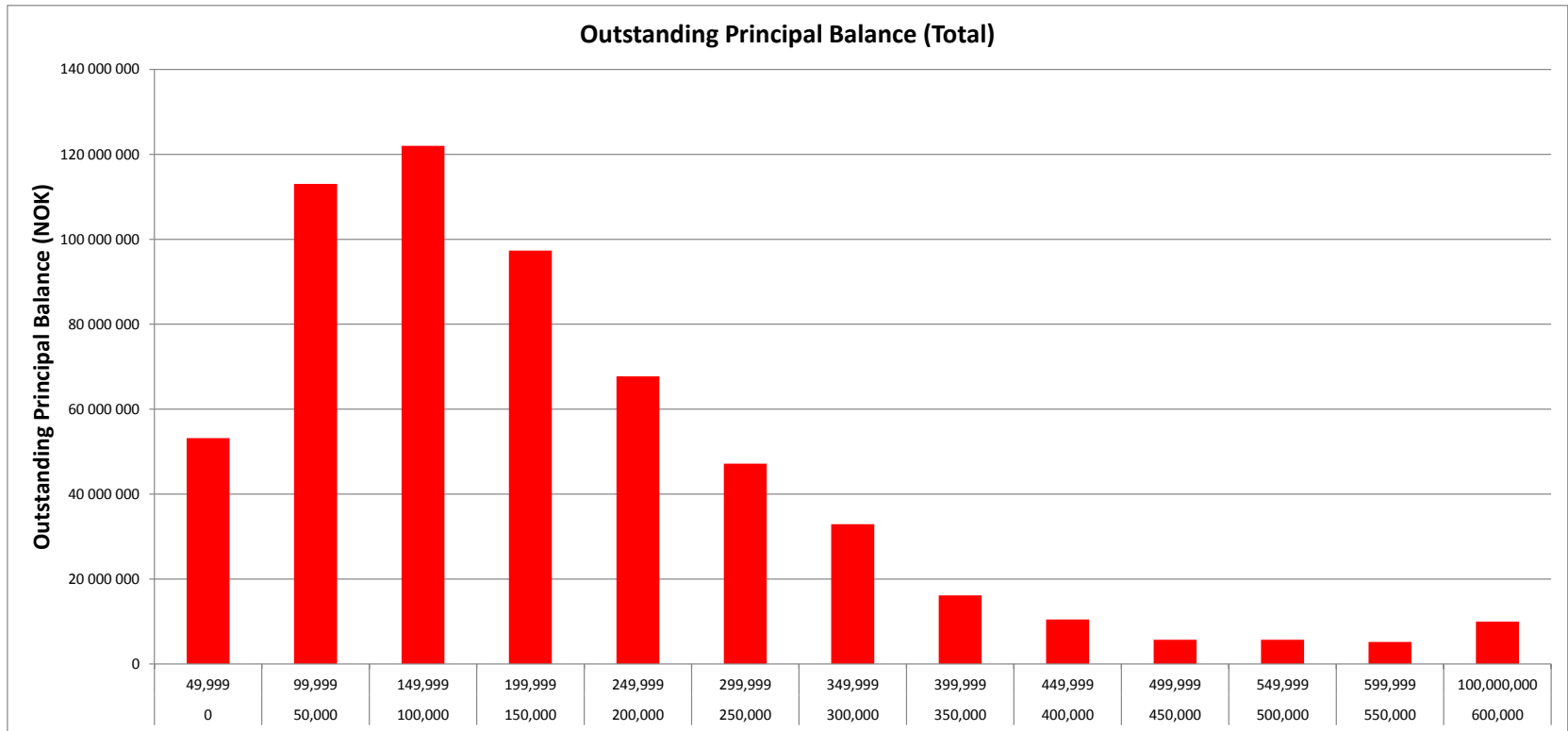




**Bilkreditt 4 DAC**  
**Monthly Investor Report**

**8.b Outstanding Principal Balance Graph**

Reporting Date	30.05.2017	
Payment date	26.05.2017	
Period No	44	
Monthly Period	Apr 2017	
Interest Period	from 25.04.2017	to 26.05.2017 = 31 days



**Bilkreditt 4 DAC**  
**Monthly Investor Report**

**9.a Geographical Distribution**



Reporting Date	30.05.2017	
Payment date	26.05.2017	
Period No	44	
Monthly Period	Apr 2017	
Interest Period	from 25.04.2017	to 26.05.2017 = 31 days

		TOTAL						
District code	No	Outstanding balance	% of Outstanding balance	% of Loans	District	WA months to maturity	WA seasoning	
0100	436	39 717 886	6,77 %	7,30 %	ØSTFOLD	44,4	52,5	
0200	780	77 311 920	13,18 %	13,06 %	AKERSHUS	45,6	52,8	
0300	406	38 394 375	6,55 %	6,80 %	OSLO	43,3	52,5	
0400	243	20 113 731	3,43 %	4,07 %	HEDEMARK	40,2	52,7	
0500	256	25 380 097	4,33 %	4,29 %	OPPLAND	46,9	52,7	
0600	404	34 115 408	5,82 %	6,76 %	BUSKERUD	43,6	52,7	
0700	276	24 343 593	4,15 %	4,62 %	VESTFOLD	44,5	53,1	
0800	205	15 974 135	2,72 %	3,43 %	TELEMARK	40,5	52,6	
0900	165	15 499 390	2,64 %	2,76 %	AUST-AGDER	46,9	52,6	
1000	214	20 464 417	3,49 %	3,58 %	VEST-AGDER	44,2	52,6	
1100	493	53 630 357	9,14 %	8,25 %	ROGALAND	50,5	52,4	
1200	664	69 158 083	11,79 %	11,11 %	HORDALAND	44,9	52,9	
1400	61	6 867 440	1,17 %	1,02 %	SOGN OG FJORDANE	48,6	52,1	
1500	226	22 565 963	3,85 %	3,78 %	MJØRE OG ROMSDAL	46,8	52,6	
1600	245	24 653 049	4,20 %	4,10 %	SØR-TRØNDELAG	45,4	52,6	
1700	146	13 804 888	2,35 %	2,44 %	NORD-TRØNDELAG	46,0	52,5	
1800	365	38 669 401	6,59 %	6,11 %	NORDLAND	47,1	53,3	
1900	282	33 166 076	5,65 %	4,72 %	TROMS	48,3	53,2	
2000	106	12 441 165	2,12 %	1,77 %	FINNMARK	46,4	53,6	
2100	1	231 923	0,04 %	0,02 %	SVALBARD	66,0	55,0	
Total:	5 974	586 503 297	100 %	100 %		45,6	52,8	

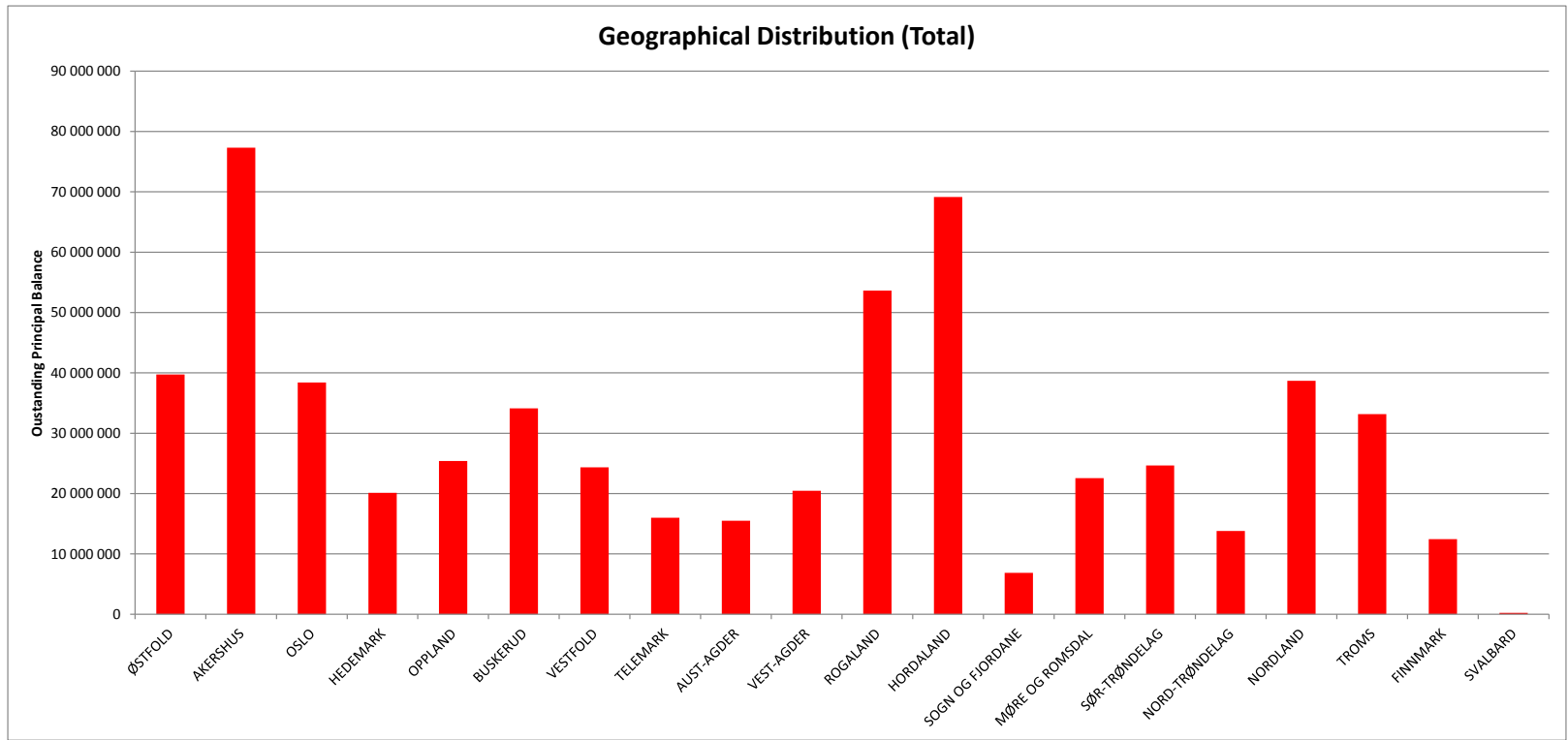
Geographic distribution

**Bilkreditt 4 DAC**  
**Monthly Investor Report**

**9.b Geographical Distribution Graph**



Reporting Date	30.05.2017				
Payment date	26.05.2017				
Period No	44				
Monthly Period	Apr 2017				
Interest Period	from	25.04.2017	to	26.05.2017	= 31 days



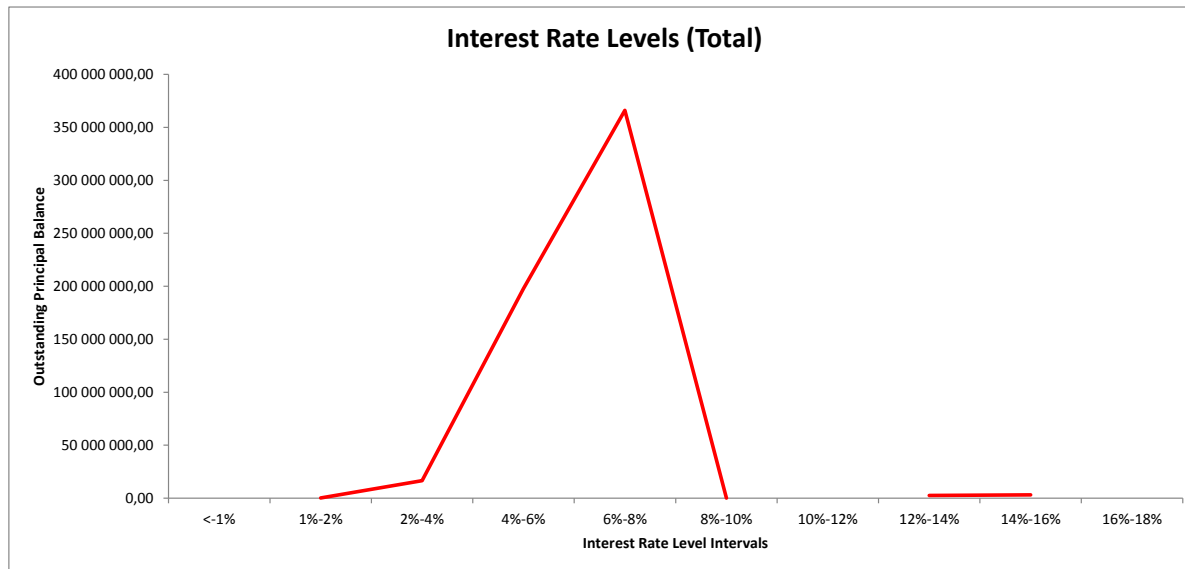


**Bilkreditt 4 DAC**  
**Monthly Investor Report**

**10.b Interest Rate**



Reporting Date	30.05.2017	
Payment date	26.05.2017	
Period No	44	
Monthly Period	Apr 2017	
Interest Period	from	25.04.2017 to 26.05.2017 = 31 days



**Bilkreditt 4 DAC**  
**Monthly Investor Report**

**11.a Remaining Terms**



Reporting Date	30.05.2017	
Payment date	26.05.2017	
Period No	44	
Monthly Period	Apr 2017	
Interest Period	from 25.04.2017	to 26.05.2017 = 31 days

TOTAL							
Min	Max	No	Outstanding balance	% of Outstanding Balance	WA months to maturity	WA seasoning	
0		12	1 660	44 089 320	7,52 %	8,9	52,3
13		24	510	27 486 293	4,69 %	19,4	53,1
25		36	1 733	153 879 708	26,24 %	32,6	52,7
37		48	1 035	139 516 882	23,79 %	43,4	52,7
49		60	252	47 552 917	8,11 %	54,4	53,6
61		72	663	140 922 991	24,03 %	68,6	52,9
73		84	120	32 982 681	5,62 %	76,2	51,9
85		96	1	72 505	0,01 %	96,0	50,0
97		108	0	0	0,00 %	0,0	0,0
109		120					
121		1 000					
Total			5 974	586 503 297	100 %	45,6	52,8

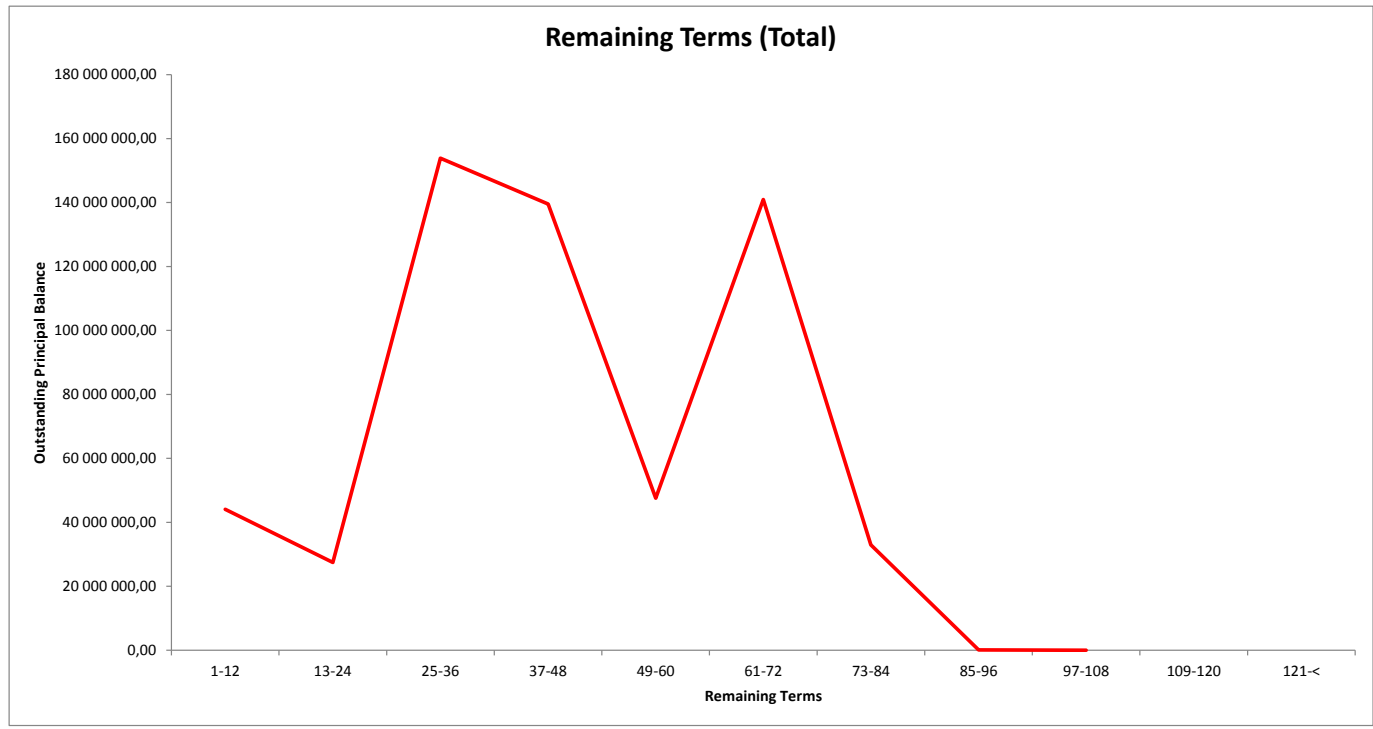


**Bilkreditt 4 DAC**  
**Monthly Investor Report**

**11.b Remaining Terms**



Reporting Date	30.05.2017				
Payment date	26.05.2017				
Period No	44				
Monthly Period	Apr 2017				
Interest Period	from	25.04.2017	to	26.05.2017	= 31 days



**Bilkreditt 4 DAC  
Monthly Investor Report**

**12.a Seasoning**



Reporting Date	30.05.2017	
Payment date	26.05.2017	
Period No	44	
Monthly Period	Apr 2017	
Interest Period	from 25.04.2017	to 26.05.2017 = 31 days

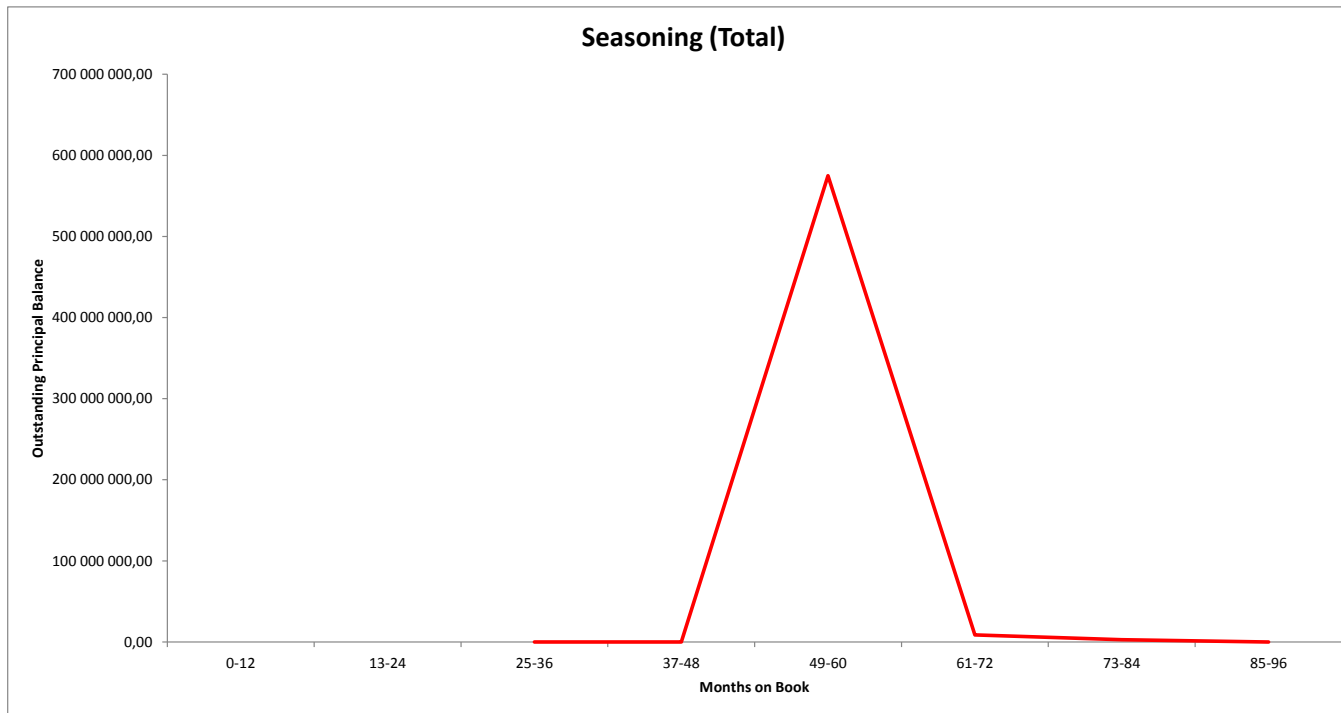
TOTAL							
Months on book	Min	Max	No	Outstanding balance	% of Outstanding Balance	WA months to maturity	WA seasoning
	0		12				
	13		24				
	25		36	2	0	0,00 %	0,0
	37		48	1	0	0,00 %	0,0
	49		60	5 900	574 889 072	98,02 %	45,6
	61		72	56	8 778 967	1,50 %	49,2
	73		84	14	2 824 803	0,48 %	46,6
	85		96	1	10 455	0,00 %	3,0
	Total		5 974		586 503 297	100,00 %	45,6
							52,8

**Bilkreditt 4 DAC  
Monthly Investor Report**

**12.b Seasoning**



Reporting Date	30.05.2017					
Payment date	26.05.2017					
Period No	44					
Monthly Period	Apr 2017					
Interest Period	from	25.04.2017	to	26.05.2017	=	31 days



**Bilkreditt 4 DAC  
Monthly Investor Report**

**13.a Vehicle type**



Reporting Date	30.05.2017	
Payment date	26.05.2017	
Period No	44	
Monthly Period	Apr 2017	
Interest Period	from 25.04.2017	to 26.05.2017 = 31 days

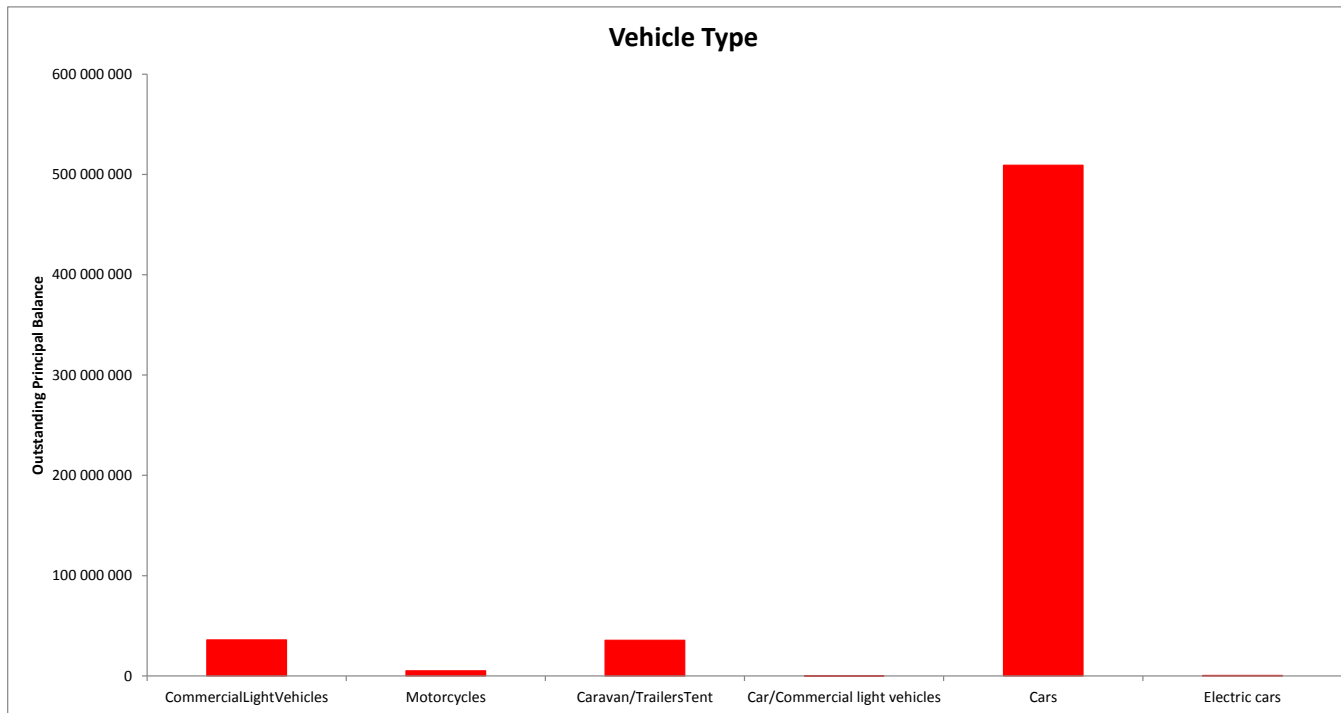
TOTAL						
Vehicle type	Min	No	Outstanding balance	% of Outstanding Balance	WA months to maturity	WA seasoning
	CommercialLightVehicles	502	35 991 585	6,14 %	32,1	52,5
	Motorcycles	101	5 182 345	0,88 %	33,5	52,3
	Caravan/TrailersTent	232	35 574 114	6,07 %	53,6	57,5
	Car/Commercial light vehicles	2	53 551	0,01 %	20,9	53,9
	Cars	5 134	509 262 690	86,83 %	46,2	52,4
	Electric cars	3	439 012	0,07 %	42,7	53,0
		5 974	586 503 297	100 %	45,6	52,8

**Bilkreditt 4 DAC**  
**Monthly Investor Report**

**13.b Vehicle type**



Reporting Date	30.05.2017	
Payment date	26.05.2017	
Period No	44	
Monthly Period	Apr 2017	
Interest Period	from	25.04.2017 to 26.05.2017 = 31 days



**Bilkreditt 4 DAC**  
**Monthly Investor Report**

**14.a Hybrid loans**



Reporting Date	30.05.2017				
Payment date	26.05.2017				
Period No	44				
Monthly Period	Apr 2017				
Interest Period	from	25.04.2017	to	26.05.2017	= 31 days

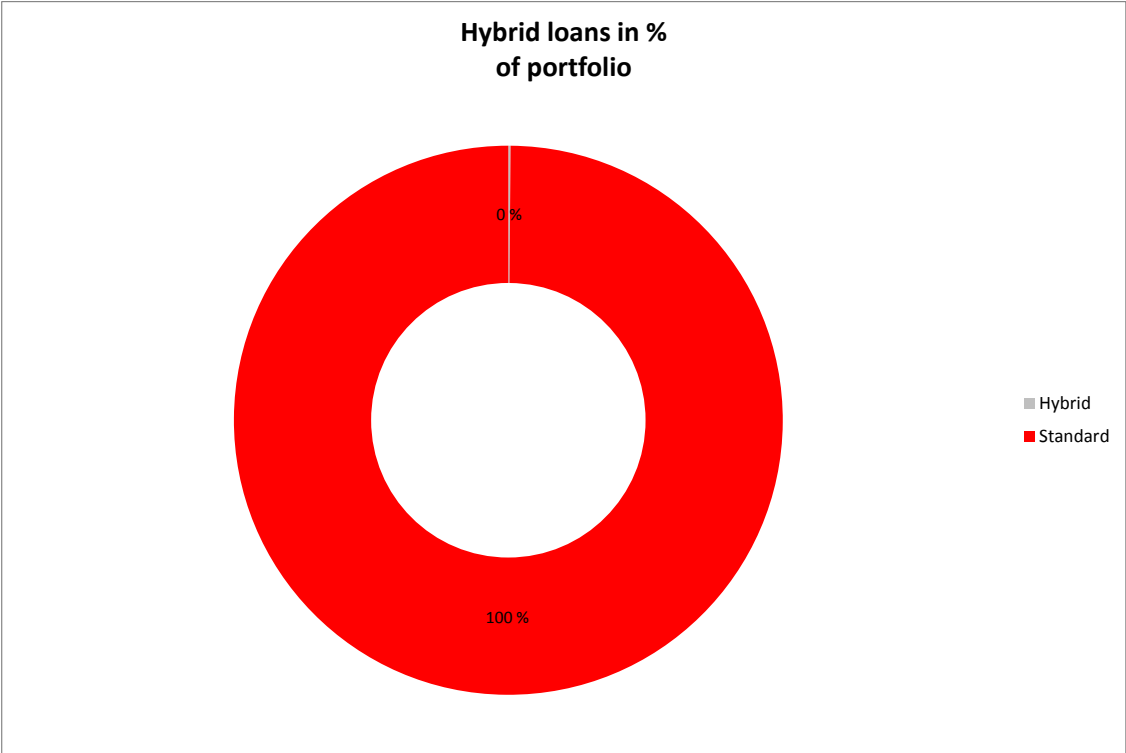
Hybrid loans in % of portfolio	TOTAL					
	Min	No	Outstanding balance	% of Outstanding Balance	WA months to maturity	WA seasoning
Hybrid		2	766 924	0,13 %	10,0	51,0
Standard		5 972	585 736 373	99,87 %	45,7	52,8
Total		5 974	586 503 297	100 %	45,6	52,8

**Bilkreditt 4 DAC  
Monthly Investor Report**

**14.b Hybrid loans**



Reporting Date	30.05.2017
Payment date	26.05.2017
Period No	44
Monthly Period	Apr 2017
Interest Period	from 25.04.2017 to 26.05.2017 = 31 days








**Bilkreditt 4 DAC**  
**Monthly Investor Report**

**15.b # loans per borrower**



Reporting Date	30.05.2017	
Payment date	26.05.2017	
Period No	44	
Monthly Period	Apr 2017	
Interest Period	from	25.04.2017 to 26.05.2017 = 31 days



**Bilkreditt 4 DAC  
Monthly Investor Report**

**16.a Amortization Profile**



Reporting Date	30.05.2017	
Payment date	26.05.2017	
Period No	44	
Monthly Period	Apr 2017	
Interest Period	from 25.04.2017	to 26.05.2017 = 31 days

TOTAL						
Period	Opening Balance	Closing Balance	Amortization	Interest	Yield	Percentage
1	586 503 297	569 886 914	16 616 383	3 080 222	6,30 %	97,17 %
2	569 886 914	552 084 866	17 802 049	2 993 442	6,30 %	94,13 %
3	552 084 866	534 318 467	17 766 398	2 900 263	6,30 %	91,10 %
4	534 318 467	516 483 264	17 835 204	2 807 045	6,30 %	88,06 %
5	516 483 264	498 835 200	17 648 063	2 713 416	6,30 %	85,05 %
6	498 835 200	481 943 885	16 891 315	2 620 574	6,30 %	82,17 %
7	481 943 885	465 828 274	16 115 611	2 532 142	6,30 %	79,42 %
8	465 828 274	450 336 232	15 492 043	2 447 351	6,30 %	76,78 %
9	450 336 232	435 775 481	14 560 751	2 365 914	6,30 %	74,30 %
10	435 775 481	421 742 306	14 033 175	2 286 334	6,30 %	71,91 %
11	421 742 306	409 018 662	12 723 643	2 216 206	6,31 %	69,74 %
12	409 018 662	396 456 133	12 562 529	2 149 013	6,30 %	67,60 %
13	396 456 133	383 966 351	12 489 782	2 082 817	6,30 %	65,47 %
14	383 966 351	371 519 890	12 446 461	2 016 897	6,30 %	63,34 %
15	371 519 890	359 099 983	12 419 907	1 951 204	6,30 %	61,23 %
16	359 099 983	346 665 243	12 434 740	1 885 678	6,30 %	59,11 %
17	346 665 243	334 282 932	12 382 311	1 820 060	6,30 %	57,00 %
18	334 282 932	322 028 490	12 254 442	1 754 803	6,30 %	54,91 %
19	322 028 490	309 884 880	12 143 610	1 690 133	6,30 %	52,84 %
20	309 884 880	297 808 614	12 076 265	1 625 979	6,30 %	50,78 %

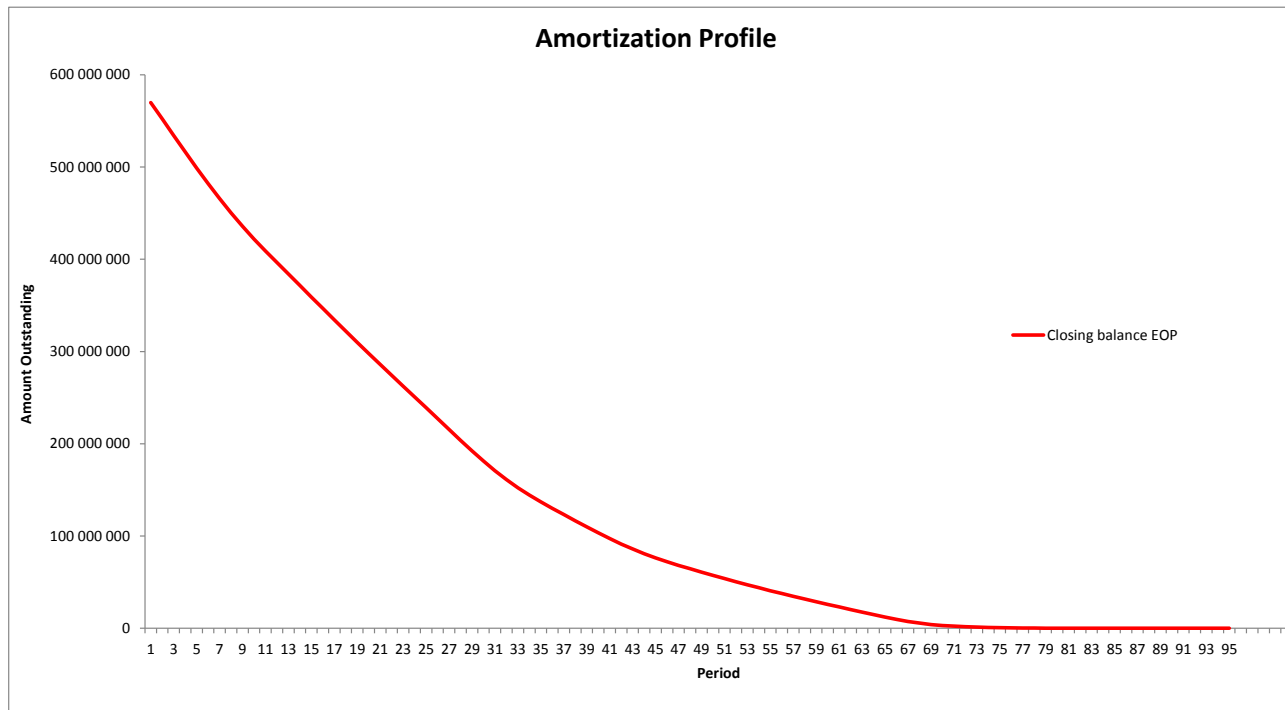
Amortization profile (first 20 periods)

**Bilkreditt 4 DAC**  
**Monthly Investor Report**

**16.b Amortization Profile**



Reporting Date	30.05.2017					
Payment date	26.05.2017					
Period No	44					
Monthly Period	Apr 2017					
Interest Period	from	25.04.2017	to	26.05.2017	=	31 days



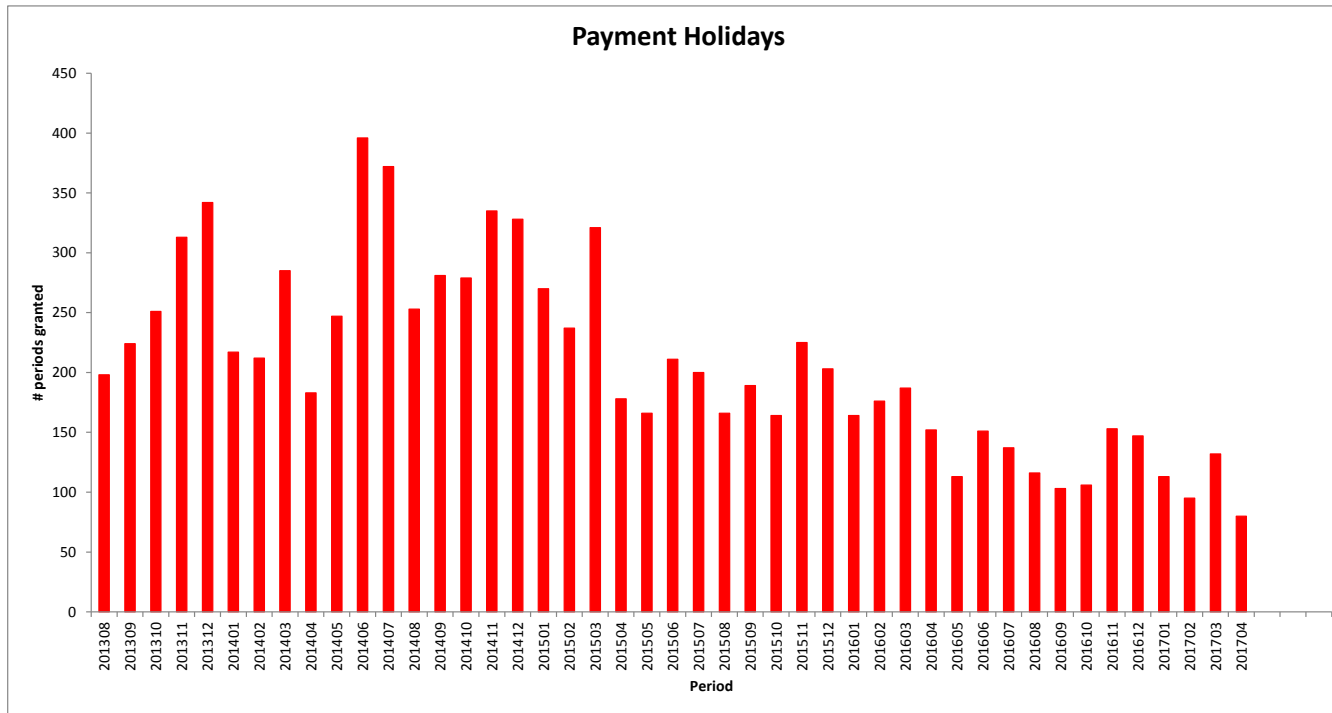


**Bilkreditt 4 DAC**  
**Monthly Investor Report**

**17.b Payment Holidays**



Reporting Date	30.05.2017				
Payment date	26.05.2017				
Period No	44				
Monthly Period	Apr 2017				
Interest Period	from	25.04.2017	to	26.05.2017	= 31 days



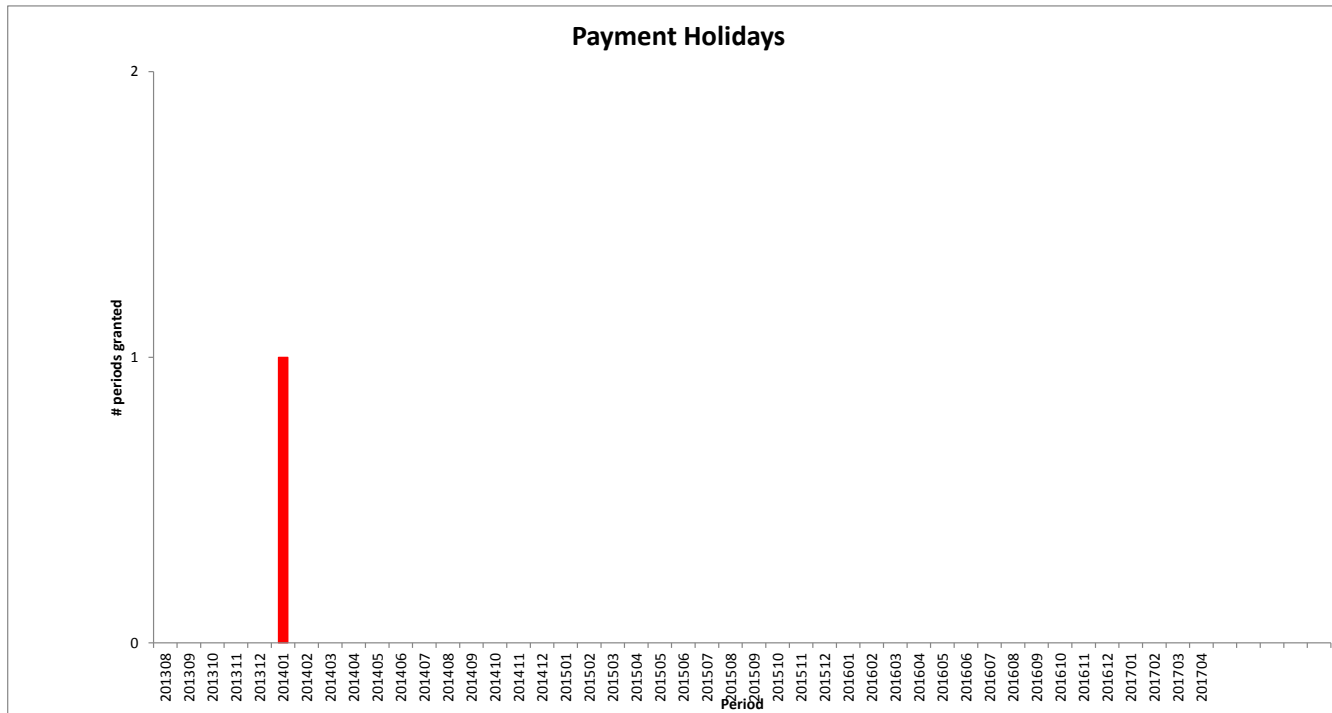


**Bilkreditt 4 DAC**  
**Monthly Investor Report**

**18.b Payment Holidays >31dpd**



Reporting Date	30.05.2017				
Payment date	26.05.2017				
Period No	44				
Monthly Period	Apr 2017				
Interest Period	from	25.04.2017	to	26.05.2017	= 31 days





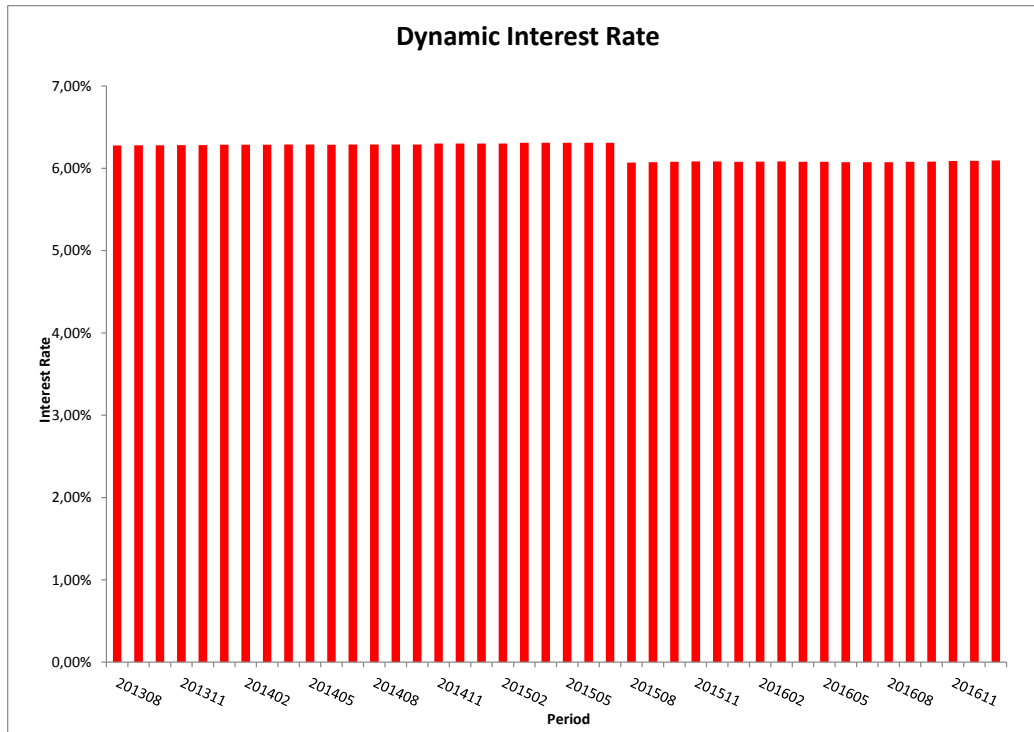


**Bilkreditt 4 DAC**  
**Monthly Investor Report**

**19.b Dynamic Interest Rate**



Reporting Date	30.05.2017		
Payment date	26.05.2017		
Period No	44		
Monthly Period	Apr 2017		
Interest Period	from	25.04.2017	to 26.05.2017 = 31 days



**Bilkreditt 4 DAC  
Monthly Investor Report**

**20.a Borrower Type**



Reporting Date	30.05.2017
Payment date	26.05.2017
Period No	44
Monthly Period	Apr 2017
Interest Period	from 25.04.2017 to 26.05.2017 = 31 days

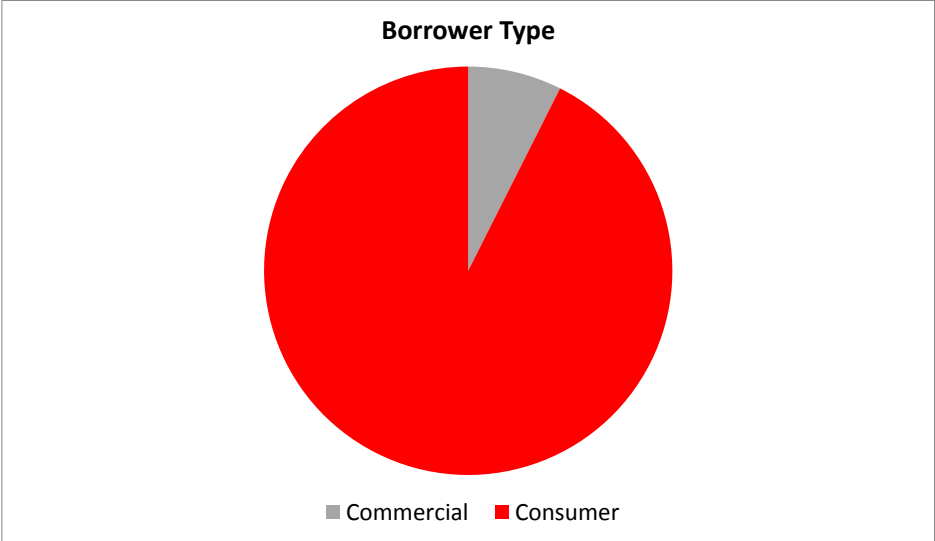
Borrower Type	TOTAL					
	Borrower type	No	Outstanding balance	%	WA months to maturity	WA seasoning
	Commercial	477	43 576 176	7,43 %	33,6	52,7
	Consumer	5 497	542 927 121	92,57 %	46,6	52,8
	Total	5 974	586 503 297	100 %	45,6	52,8

**Bilkreditt 4 DAC**  
**Monthly Investor Report**

**20.b Borrower Type**



Reporting Date			30.05.2017		
Payment date			26.05.2017		
Period No			44		
Monthly Period			Apr 2017		
Interest Period	from	25.04.2017	to	26.05.2017	= 31 days



**Bilkreditt 4 DAC**  
**Monthly Investor Report**

**21.a Vehicle Condition**



Reporting Date	30.05.2017	
Payment date	26.05.2017	
Period No	44	
Monthly Period	Apr 2017	
Interest Period	from	25.04.2017 to 26.05.2017 = 31 days

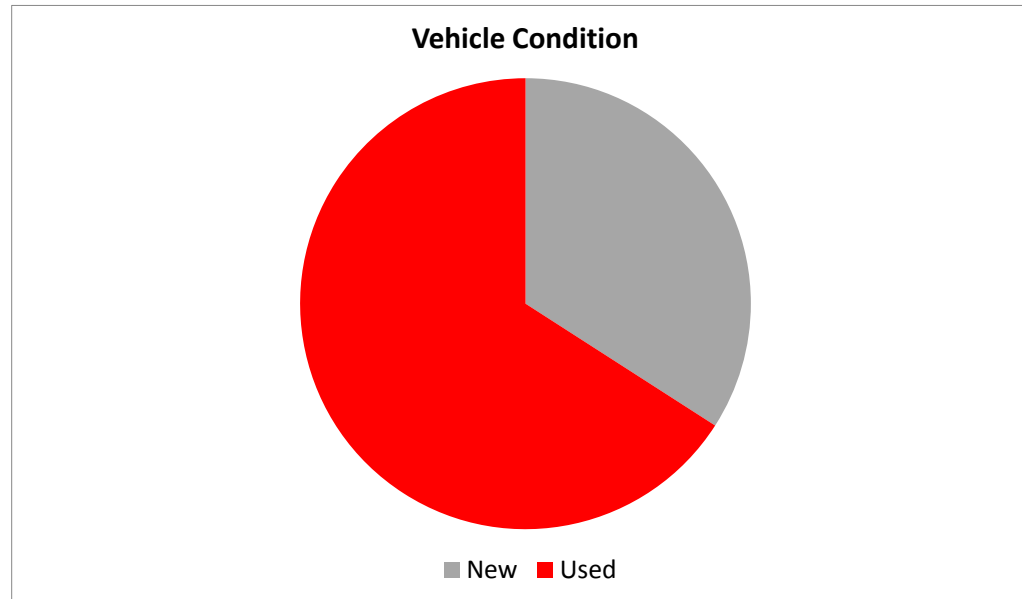
Vehicle condition	TOTAL					
	Vehicle condition	No	Outstanding balance	%	WA months to maturity	WA seasoning
	New	1 507	199 924 927	34,09 %	49,4	53,2
	Used	4 467	386 578 370	65,91 %	43,7	52,6
		5 974	586 503 297	100 %	45,6	52,8

**Bilkreditt 4 DAC**  
**Monthly Investor Report**

**21.b Vehicle Condition**



Reporting Date	30.05.2017
Payment date	26.05.2017
Period No	44
Monthly Period	Apr 2017
Interest Period	from 25.04.2017 to 26.05.2017 = 31 days



**Bilkreditt 4 DAC  
Monthly Investor Report**

**22.a Downpayment**



Reporting Date	30.05.2017	
Payment date	26.05.2017	
Period No	44	
Monthly Period	Apr 2017	
Interest Period	from 25.04.2017	to 26.05.2017 = 31 days

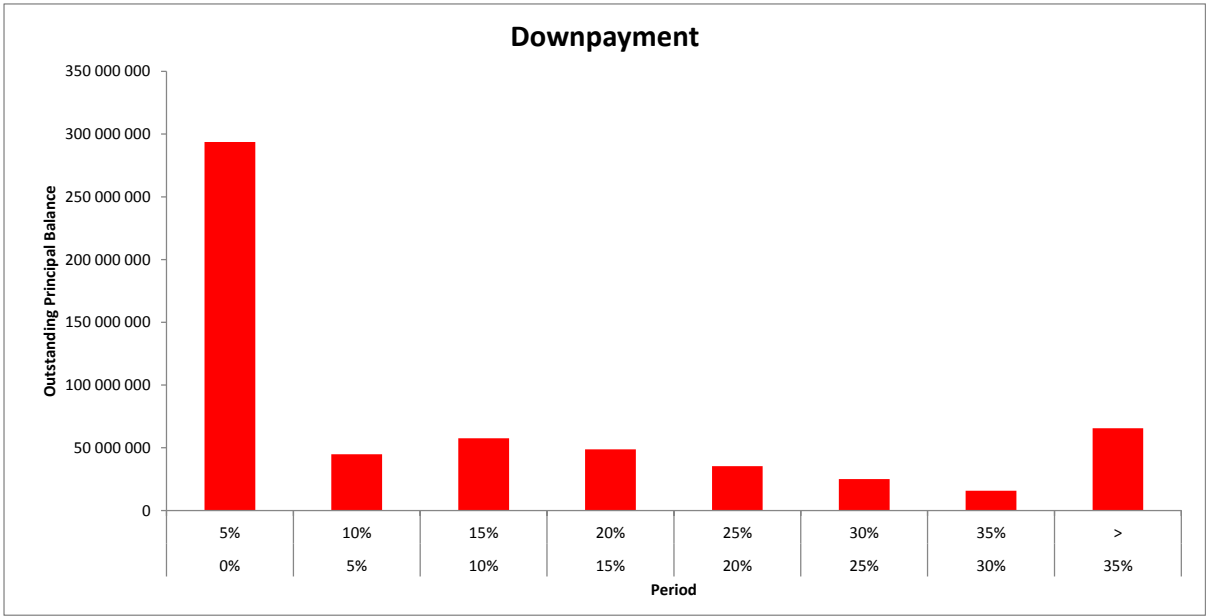
TOTAL							
Downpayment %	Min (>=)	Max (<)	No	Outstanding balance	%	WA months to maturity	WA seasoning
	0 %	5 %	2 893	293 645 077	50,07 %	45,1	52,5
	5 %	10 %	385	44 792 360	7,64 %	48,2	52,9
	10 %	15 %	498	57 575 787	9,82 %	47,7	52,5
	15 %	20 %	455	48 742 395	8,31 %	47,8	52,8
	20 %	25 %	373	35 317 801	6,02 %	44,9	52,7
	25 %	30 %	274	25 038 287	4,27 %	47,4	53,1
	30 %	35 %	165	15 790 737	2,69 %	46,9	53,9
	35 %	>	931	65 600 853	11,19 %	42,5	53,7
Total		5 974	586 503 297	100 %	45,6	52,8	

**Bilkreditt 4 DAC**  
**Monthly Investor Report**

**22.b Downpayment**



Reporting Date	30.05.2017		
Payment date	26.05.2017		
Period No	44		
Monthly Period	Apr 2017		
Interest Period	from	25.04.2017	to 26.05.2017 = 31 days



**Bilkreditt 4 DAC  
Monthly Investor Report**

**23.a Repayment Type**



Reporting Date	30.05.2017
Payment date	26.05.2017
Period No	44
Monthly Period	Apr 2017
Interest Period	from 25.04.2017 to 26.05.2017 = 31 days

Repayment Type	TOTAL					
	Repayment Type	No	Outstanding balance	%	WA months to maturity	WA seasoning
	Annuity	5 891	578 341 050	98,61 %	45,9	52,8
	Serial	83	8 162 247	1,39 %	30,7	52,5
		5 974	586 503 297	100 %	45,6	52,8

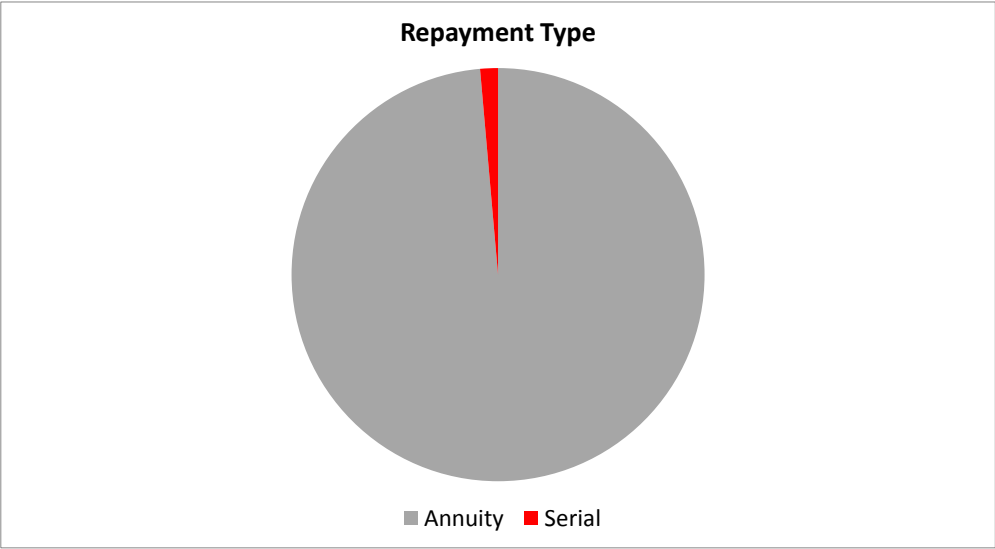


**Bilkreditt 4 DAC**  
**Monthly Investor Report**

**23.b Repayment Type**



Reporting Date		30.05.2017	
Payment date		26.05.2017	
Period No		44	
Monthly Period		Apr 2017	
Interest Period	from	25.04.2017	to 26.05.2017 = 31 days

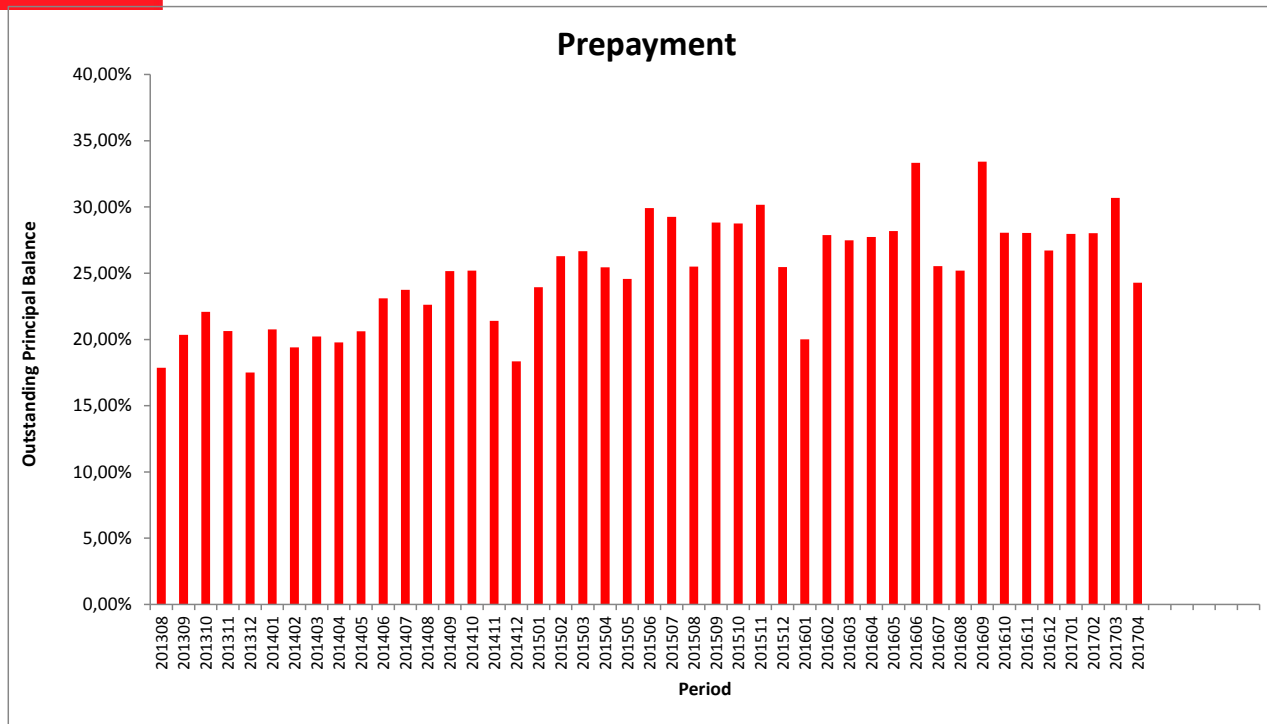




**Bilkreditt 4 DAC**  
**Monthly Investor Report**

**24.b Dynamic Pre-Payments**

Reporting Date	30.05.2017		
Payment date	26.05.2017		
Period No	44		
Monthly Period	Apr 2017		
Interest Period	from	25.04.2017	to 26.05.2017 = 31 days



**Bilkredit 4 DAC**  
**Monthly Investor Report**

**25. Defaults, Recoveries and Losses by Quarter of Default**



Reporting Date	30.05.2017				
Payment date	26.05.2017				
Period No	44				
Monthly Period	Apr 2017				
Interest Period	from	25.04.2017	to	26.05.2017	= 31 days

Default Quarter	Default Amount	Recovery Quarter	No Of Loans	2013 4			2014 1			2014 2			2014 3			2014 4		
				Recoveries	Cum. Recoveries	Loss	Recoveries	Cum. Recoveries	Loss	Recoveries	Cum. Recoveries	Loss	Recoveries	Cum. Recoveries	Loss	Recoveries	Cum. Recoveries	Loss
2013 4	0		0	0	0	0	0	0	0	0	0	0	0	0	0	0	0	
20141	4 976 483	35				511 240	511 240	4 465 243	1 105 487	1 616 727	3 359 756	370 682	1 987 409	2 989 074	377 783	2 365 192	2 611 291	
20142	3 924 598	38							421 363	421 363	3 503 235	544 828	966 191	2 958 407	391 875	1 358 066	2 566 532	
20143	8 349 676	49										1 186 095	1 186 095	7 163 581	1 637 066	2 823 161	5 526 515	
20144	3 777 594	35												737 113	737 113	3 040 481		
20151	5 607 744	40																
20152	1 995 620	28																
20153	3 532 457	35																
20154	3 623 480	35																
20161	3 679 940	36																
20162	2 793 645	37																
20163	2 964 569	44																
20164	2 255 882	22																
20171	2 085 121	28																
20172	1 541 939	11																

Default Quarter	Default Amount	Recovery Quarter	No Of Loans	2015 1			2015 2			2015 3			2015 4			2016 1		
				Recoveries	Cum. Recoveries	Loss	Recoveries	Cum. Recoveries	Loss	Recoveries	Cum. Recoveries	Loss	Recoveries	Cum. Recoveries	Loss	Recoveries	Cum. Recoveries	Loss
2013 4	0		0	0	0	0	0	0	0	0	0	0	0	0	0	0	0	
20141	4 976 483	35	136 243	2 501 435	2 475 048	248 168	2 749 603	2 226 880	145 230	2 894 833	2 081 650	133 797	3 028 630	1 947 853	26 642	3 055 272	1 921 211	
20142	3 924 598	38	261 437	1 619 503	2 305 095	45 341	1 664 844	2 259 754	78 721	1 743 565	2 181 033	30 432	1 773 997	2 150 601	164 909	1 938 906	1 985 692	
20143	8 349 676	49	913 815	3 736 976	4 612 700	801 956	4 538 932	3 810 744	217 245	4 756 177	3 593 499	40 237	4 796 414	3 553 262	52 189	4 848 603	3 501 073	
20144	3 777 594	35	284 996	1 022 109	2 755 485	220 192	1 242 301	2 535 293	71 437	1 313 738	2 463 856	148 458	1 462 196	2 315 398	100 803	1 562 999	2 214 595	
20151	5 607 744	40	503 025	503 025	5 104 719	1 218 146	1 721 171	3 886 573	728 076	2 449 247	3 158 497	205 037	2 654 284	2 953 460	103 123	2 757 407	2 850 337	
20152	1 995 620	28				239 242	239 242	1 756 378	195 468	434 710	1 560 910	42 104	476 814	1 518 806	98 397	575 211	1 420 409	
20153	3 532 457	35							222 394	222 394	3 310 063	688 424	910 818	2 621 639	90 516	1 001 334	2 531 123	
20154	3 623 480	35										207 898	207 898	3 415 582	474 630	682 528	2 940 952	
20161	3 679 940	36												161 118	161 118	3 518 822		
20162	2 793 645	37																
20163	2 964 569	44																
20164	2 255 882	22																
20171	2 085 121	28																
20172	1 541 939	11																

Default Quarter	Default Amount	Recovery Quarter	No Of Loans	2016 2			2016 3			2016 4			2017 1			2017 2		
				Recoveries	Cum. Recoveries	Loss	Recoveries	Cum. Recoveries	Loss	Recoveries	Cum. Recoveries	Loss	Recoveries	Acc. Recoveries	Loss	Recoveries	Cum. Recoveries	Loss
2013 4	0		0	0	0	0	0	0	0	0	0	0	0	0	0	0	0	
20141	4 976 483	35	213 995	3 269 267	1 707 216	235 352	3 504 619	1 471 864	95 405	3 600 024	1 376 459	77 803	3 677 827	1 298 656	22 313	3 700 140	1 276 343	
20142	3 924 598	38	413 038	2 351 944	1 572 654	43 766	2 395 710	1 528 888	131 974	2 527 684	1 396 914	72 835	2 600 519	1 324 079	0	2 600 519	1 324 079	
20143	8 349 676	49	514 738	5 363 341	2 986 335	100 543	5 463 884	2 885 792	23 268	5 487 152	2 862 524	14 896	5 502 048	2 847 628	5 898	5 507 946	2 841 730	
20144	3 777 594	35	136 573	1 699 572	2 078 022	0	1 699 572	2 078 022	118 083	1 817 655	1 959 939	128 647	1 946 302	1 831 292	0	1 946 302	1 831 292	
20151	5 607 744	40	217 098	2 974 505	2 633 239	30 474	3 004 979	2 602 765	338 748	3 343 727	2 264 017	29 767	3 373 494	2 234 250	8 488	3 381 982	2 225 762	
20152	1 995 620	28	110 667	685 878	1 309 742	193 293	879 171	1 116 449	69 254	948 425	1 047 195	9 783	958 208	1 037 412	2 605	960 813	1 034 807	
20153	3 532 457	35	257 241	1 258 575	2 273 862	104 675	1 363 250	2 169 207	334 442	1 697 692	1 834 765	178 150	1 875 942	1 656 615	8 989	1 884 731	1 647 726	
20154	3 623 480	35	804 706	1 487 234	2 136 246	33 047	1 520 281	2 103 199	296 312	1 816 593	1 806 897	167 090	1 983 683	1 639 797	13 139	1 996 822	1 626 658	
20161	3 679 940	36	698 729	859 847	2 820 093	151 474	1 041 321	2 638 619	387 585	1 428 906	2 251 034	115 940	1 544 846	2 135 094	10 000	1 554 846	1 225 094	
20162	2 793 645	37	174 313	174 313	2 619 332	650 490	824 803	1 968 842	338 279	1 163 092	1 630 563	100 857	1 263 939	1 529 706	6 821	1 270 760	1 522 885	
20163	2 964 569	44				160 895	160 895	2 803 674	499 841	660 736	2 303 833	140 090	800 826	2 163 743	46 297	847 123	2 117 446	
20164	2 255 882	22							658 770	658 770	2 543 043	233 825	892 595	2 309 218	0	892 595	2 309 218	
20171	2 085 121	28										31 568	31 568	2 053 553	234 698	266 466	1 818 655	
20172	1 541 939	11												464	464	1 541 475		

**Bilkredditt 4 DAC**  
**Monthly Investor Report**

**26. Delinquency**



Reporting Date	30.05.2017	
Payment date	26.05.2017	
Period No	44	
Monthly Period	Apr 2017	
Interest Period	from 25.04.2017 to 26.05.2017 = 31 days	

year	month	Total outstanding	accounts current	balance current	accounts 1-30	balance 1-30	accounts 30-60	balance 30-60	accounts 60-90	balance 60-90	accounts 90-120	balance 90-120	accounts 120-150	balance 120-150	accounts 150-180	balance 150-180	New defaults Count	New defaults Balance
2013	8	3 724 895 840	17 804	3 442 416 733	1 249	253 359 757	154	29 119 350									0	0
	9	3 613 765 051	17 475	3 323 835 926	1 212	248 038 257	167	33 795 011	44	8 095 857							0	0
	10	3 495 231 894	17 340	3 256 943 550	1 007	202 304 675	149	27 562 009	35	4 998 843	15	3 422 817					0	0
	11	3 389 501 731	16 959	3 149 770 648	1 034	201 538 790	165	25 308 449	48	8 004 150	16	1 879 369	11	3 000 325			0	0
	12	3 294 955 961	16 586	3 042 657 872	1 115	206 230 963	169	30 840 035	42	6 266 183	27	4 713 893	13	1 246 690	11	3 000 325	0	0
2014	1	3 188 634 733	16 416	2 963 132 993	951	177 034 475	163	30 600 331	50	8 405 320	32	4 690 985	21	3 762 441	10	1 008 188	13	2 221 905
	2	3 093 118 198	16 222	2 884 091 083	853	160 638 111	167	31 103 030	48	7 698 241	20	3 647 629	23	3 217 107	16	2 722 997	9	894 835
	3	2 994 240 740	15 801	2 773 356 178	991	178 019 845	155	27 714 724	51	9 657 894	15	1 287 348	12	1 500 392	20	2 704 359	13	1 859 743
	4	2 899 109 223	15 416	2 662 169 873	1 074	194 242 581	146	25 146 040	58	10 823 980	22	4 716 995	11	755 099	11	1 254 655	18	2 434 564
	5	2 806 625 940	15 060	2 568 966 918	1 074	184 875 564	199	34 682 817	49	8 192 996	28	5 816 898	18	3 654 871	7	435 876	10	859 803
	6	2 708 619 326	14 707	2 471 491 987	1 128	196 772 343	133	20 658 180	52	7 382 874	22	4 114 652	24	4 663 466	16	3 535 824	10	630 231
	7	2 609 332 151	14 597	2 414 907 571	891	157 981 972	155	23 204 783	29	3 857 931	24	3 364 490	18	2 629 959	17	3 385 445	14	2 335 138
	8	2 517 639 468	14 230	2 326 947 962	895	151 724 313	176	27 450 331	41	5 387 747	14	1 962 103	19	2 798 215	11	1 368 797	19	4 217 334
	9	2 421 586 434	13 915	2 233 717 438	880	146 710 967	163	27 067 177	55	8 108 361	22	2 926 672	11	1 593 053	10	1 462 766	16	1 797 204
	10	2 327 723 757	13 630	2 151 825 590	818	136 635 289	146	24 580 487	48	7 131 329	28	4 705 764	20	2 111 110	7	734 188	13	1 726 052
	11	2 248 885 614	13 222	2 064 972 909	877	138 245 389	157	29 234 760	44	8 189 051	24	3 255 742	20	3 485 502	15	1 502 261	8	669 208
	12	2 176 703 677	12 967	2 001 125 430	854	134 079 122	166	27 820 744	36	5 361 795	20	3 835 375	15	2 094 756	14	2 386 455	14	1 382 334
2015	1	2 094 370 644	12 671	1 930 988 847	830	124 492 875	153	23 491 428	51	8 062 787	12	1 426 963	18	3 812 988	15	2 094 756	13	1 815 357
	2	2 010 416 547	12 334	1 853 414 931	794	116 835 039	186	27 207 492	44	7 054 054	21	2 779 822	8	695 005	11	2 430 204	17	2 085 713
	3	1 926 695 840	12 010	1 774 150 256	804	117 075 173	155	24 799 136	52	6 792 695	15	1 826 806	14	1 604 374	5	447 400	10	1 706 674
	4	1 851 511 272	11 658	1 691 216 678	851	125 366 847	150	21 510 891	24	7 047 971	15	1 861 767	11	906 292	6	311 296	6	311 296
	5	1 779 591 083	11 248	1 607 102 789	910	133 792 811	195	25 591 357	51	7 396 838	23	2 909 913	20	2 208 214	6	589 161	13	969 822
	6	1 688 070 130	11 178	1 570 325 904	688	99 468 901	130	17 179 971	25	4 791 626	21	2 573 612	17	2 452 106	13	1 278 010	9	714 502
	7	1 621 568 320	10 899	1 505 696 275	628	87 131 482	141	19 331 471	25	3 165 340	20	2 690 167	14	1 493 428	14	2 060 157	11	871 816
	8	1 554 394 660	10 516	1 425 983 363	704	98 616 895	151	19 718 966	42	5 437 018	11	1 389 518	17	2 364 961	10	883 939	14	1 989 739
	9	1 484 320 625	10 254	1 365 870 469	676	90 034 847	130	17 942 504	47	5 895 844	19	2 379 701	9	741 840	12	1 455 420	10	670 902
	10	1 416 544 608	9 855	1 298 853 833	671	88 915 917	138	18 309 347	39	5 964 225	18	1 836 990	15	1 876 555	8	787 741	11	937 831
	11	1 349 485 921	9 435	1 229 547 767	699	89 483 278	147	18 246 204	40	5 452 258	23	3 533 275	16	1 716 969	12	1 506 170	8	737 559
	12	1 289 708 950	9 173	1 178 334 724	639	85 637 927	136	16 576 558	41	5 032 459	16	1 131 980	13	1 695 930	12	1 299 372	16	1 948 900
2016	1	1 242 255 716	8 892	1 133 329 873	651	84 439 419	123	14 825 152	38	4 526 301	25	2 519 281	12	937 066	12	1 678 624	12	1 157 818
	2	1 183 718 792	8 540	1 075 045 832	658	86 098 399	147	14 977 112	40	3 735 682	14	1 358 441	18	1 709 406	11	793 920	14	1 982 664
	3	1 129 281 699	8 219	1 024 788 733	619	79 531 278	136	17 199 085	36	3 297 783	17	2 237 867	8	684 956	15	1 541 997	10	539 458
	4	1 076 980 280	7 954	973 482 968	596	80 615 739	116	12 870 025	44	6 257 508	28	2 191 792	10	936 124	7	626 124	15	1 425 127
	5	1 026 497 618	7 730	934 717 405	538	66 374 944	128	15 550 950	51	5 590 505	17	1 798 118	23	1 834 864	8	630 832	11	589 862
	6	972 820 363	7 614	899 895 709	425	52 215 238	88	10 535 478	36	5 286 201	22	2 049 086	14	1 493 788	18	1 344 863	11	778 656
	7	929 219 202	7 327	846 627 249	510	66 548 187	93	9 448 058	21	2 825 928	21	1 827 436	14	963 666	11	978 678	20	1 320 953
	8	886 799 700	7 172	815 521 046	459	56 501 506	81	8 648 501	27	2 760 828	10	1 286 683	14	1 313 599	14	767 537	10	846 644
	9	839 529 457	6 953	771 584 529	416	50 710 368	88	10 590 262	32	2 852 930	15	1 467 193	8	1 153 815	11	1 170 360	14	796 972
	10	797 954 583	6 698	727 790 370	455	54 318 854	89	9 094 899	26	3 917 218	14	1 054 219	9	1 073 871	6	705 152	14	1 406 806
	11	758 157 637	6 476	695 217 469	422	45 877 523	105	12 443 899	24	2 156 281	11	826 992	12	1 064 556	6	570 917	8	849 076
	12	721 771 346	6 271	657 290 222	438	48 580 445	83	10 110 630	26	3 184 040	15	945 668	10	901 737	9	758 604	10	945 931
2017	1	685 506 728	6 038	624 038 384	468	46 789 066	66	7 587 425	26	3 376 397	17	2 188 755	8	751 467	9	775 234	11	922 250
	2	651 765 062	5 843	595 133 797	398	40 950 298	88	8 182 471	27	3 103 490	16	1 933 857	12	1 927 689	5	533 460	9	469 879
	3	615 616 707	5 581	558 383 789	419	41 990 436	87	9 207 230	15	1 352 278	17	1 482 055	14	1 674 933	9	1 525 986	8	692 992
	4	586 503 297	5 275	513 633 884	524	56 721 270	102	8 813 206	33	3 289 334	14	1 102 396	16	1 500 518	10	1 442 689	11	1 541 939
	5																	
6																		
7																		
8																		
9																		
10																		
11																		
12																		

**Bilkreditt 4 DAC**  
**Monthly Investor Report**

**27. Priority of Payments**



Reporting Date	30.05.2017	
Payment date	26.05.2017	
Period No	44	
Monthly Period	Apr 2017	
Interest Period	from 25.04.2017	to 26.05.2017 = 31 days

**Priority of Payments**

Available Distribution Amount	+	70 209 982,54 NOK	3 638 068,53 EUR
Senior Expenses	-	290 337,54 NOK	
Class A Notes Interest	-	98 683,42 NOK	710,96 EUR
Class B Notes Interest (prior to Principal Deficiency Trigger Event)	-	437 014,00 NOK	
Credit the Supplementary Liquidity Ledger Amount	-	- NOK	EUR
Liquidity Reserve	-	19 148 075,00 NOK	
Class A Principal	-	29 113 410,00 NOK	3 637 357,57 EUR
Class B Interest (Post Principal Deficiency Trigger Event)	-	- NOK	
Class B Principal	-	- NOK	
Payments to the Reserve Fund	-	19 148 075,00 NOK	
Class C Notes Interest	-	517 174,00 NOK	
Class C notes Principal	-	- NOK	
Interest Subordinated Loan, Principal Subordinated Loan	-	880 762,35 NOK	
Swap Subordinated Amounts	-	- NOK	
Amounts due to seller for deemed collections refunded, refunds etc	-	- NOK	
Credit Supplementary Liquidity Ledger amount	-	- NOK	
Payments to Seller	=	576 451,24 NOK	- EUR

**Bilkreditt 4 DAC**  
**Monthly Investor Report**

**28. Transaction Costs**



Reporting Date	30.05.2017
Payment date	26.05.2017
Period No	44
Monthly Period	Apr 2017
Interest Period	from 25.04.2017 to 26.05.2017 = 31 days

**Transaction Costs**

	<b>All Notes</b>	<b>Class A</b>	<b>Class B</b>	<b>Class C</b>
Senior Expenses	290 337,54 NOK			
Interest accrued for the Period	1 052 871,42 NOK	98 683,42 NOK	437 014,00 NOK	517 174,00 NOK
Cumulative Interest accrued	147 565 130,80 NOK	99 092 664,80 NOK	22 281 806,00 NOK	26 190 660,00 NOK
Interest Payments	1 052 871,42 NOK	98 683,42 NOK	437 014,00 NOK	517 174,00 NOK
Cumulative Interest Payments	147 565 130,80 NOK	99 092 664,80 NOK	22 281 806,00 NOK	26 190 660,00 NOK
Interest accrued on Subordinated Loan for the Period	880 762,35 NOK			
Cumulative Interest accrued on Subordinated Loan	174 441 707,51 NOK			
Interest Payments on Subordinated Loan	880 762,35 NOK			
Cumulative Interest Payments on Subordinated Loan	171 718 569,97 NOK			
Unpaid Interest for the Period	- NOK			
Cumulative Unpaid Interest	2 723 137,54 NOK			

**Bilkreditt 4 DAC**  
**Monthly Investor Report**

**29. Swap Counterparty Data**



Reporting Date	30.05.2017
Payment date	26.05.2017
Period No	44
Monthly Period	Apr 2017
Interest Period from	25.04.2017 to 26.05.2017 = 31 days

**Swap Counterparty Data**

Swap Counterparty Provider	HSBC
Swap Rating Trigger Breach	No
Swap Collateral posted	- EUR

**Swap Data**

Swap Type	Cross Currency Swap
Swap Opening Balance	83 649 707,00 NOK 10 450 987,88 EUR
1M Nibor (Notes, Swap) (2 days prior to interest period begin date)	0,9300 %
1M Euribor (Notes, Swap)	-0,3710 %
Gross Amount Due to Swap Counterparty	29 212 093,42 NOK
Gross Amount Due from Swap Counterparty	3 638 068,53 EUR
EUR/NOK spot rate	N/A



**Bilkreditt 4 DAC**  
**Monthly Investor Report**

**30. Contact Details**



**Santander Consumer Bank AS**

**Financial Markets**

Anders Bruun-Olsen +47 21 08 37 70  
Priscilla Halverson +47 21 08 37 72  
Thomas Andrén Johansen +47 91 82 42 44  
Joachim Joveng Rogne +47 48 23 86 32  
Morten Holme +47 92 82 38 33

anders.bruun.olsen@santanderconsumer.no  
priscilla.halverson@santanderconsumer.no  
thomas.andren.johansen@santanderconsumer.no  
joachim.joveng.rogne@santanderconsumer.no  
morten.holme@santanderconsumer.no

**Risk**

Tom Daniel Sivertsen +47 47 73 72 14  
Ayan Ali +47 48 50 46 46

tom.daniel.sivertsen@santanderconsumer.no  
ayan.ali@santanderconsumer.no

Reporting Date	30.05.2017
Payment date	26.05.2017
Period No	44
Monthly Period	Apr 2017
Interest Period	from 25.04.2017 to 26.05.2017 = 31 days