

Bilcreditt 3 Limited
Monthly Investor Report

Cover Sheet Monthly Investor Report



Reporting Date	27.10.2016								
Payment date	25.10.2016					Following payment dates:	25.11.2016		
Period No	46						27.12.2016		
Monthly Period	Sep 2016								
Interest Period	from 26.09.2016		to	25.10.2016		=		29	days
Cut-Off Date	30.09.2016								

Index	Page
1 Portfolio Information	2
2 Amount Due for Distribution	3
3 Reserve Accounts	4
4 Performance Data	5
5 Outstanding Notes	6
6 Counterparty Ratings, Trigger Levels and Consequences	7
7 Original Principal Balance	8
7 Original PB (Graph)	9
8 a Outstanding principal Balance	10
8 b Outstanding PB (Graph)	11
9 a Geographical Distribution	12
9 b Geographical (Graph)	13
10 a Interest Rate	14
10 b Interest Rate (Graph)	15
11 a Remaining Terms	16
11 b Remaining Terms (Graph)	17
12 a Seasoning	18
12 b Seasoning (Graph)	19
13 a Vehicle Type	20
13 b Vehicle Type (Graph)	21
14 a Hybrid loans as % of other loans	22
14 b Hybrid loans as % of other loans (Graph)	23
15 a Loans per borrower	24
15 b Loans per borrower (Graph)	25
16 a Amortization Profile	26
16 b Amortization Profile (Graph)	27
17 a Payment Holidays	28
17 b Payment Holidays (Graph)	29
18 a Payment Holidays (>31dpd)	30
18 b Payment Holidays (>31dpd) (Graph)	31
19 a Dynamic Interest Rate	32
19 b Dynamic Interest Rate (Graph)	33
20 a Borrower Type	34
20 b Borrower Type (Graph)	35
21 a Vehicle Condition	36
21 b Vehicle Condition (Graph)	37
22 a Downpayment	38
22 b Downpayment (Graph)	39
23 a Repayment Type	40
23 b Repayment Type	41
24 a Dynamic Pre-Payments	42
24 b Dynamic Pre-Payments (Graph)	43
25 Defaults, Recoveries and Losses by Quarter of Default	44
26 Dynamic Delinquency	45
27 Priority of Payments	46
28 Transaction Costs	47
29 Swap Counterparty Data	48
30 Contact Details	49

Bilkreditt 3 Limited
Monthly Investor Report

1. Portfolio Information



Reporting Date	27.10.2016	
Payment date	25.10.2016	
Period No	46	
Monthly Period	Sep 2016	
Interest Period	from 26.09.2016	to 25.10.2016 = 29 days

	Current Period	Previous Period
	Aggregated Outstanding Principal Amount	Aggregated Outstanding Principal Amount
Outstanding receivables		
Opening balance	963 675 793,00 NOK	1 023 987 597,00 NOK
Scheduled Loan Principal Repayments	26 945 394,00 NOK	29 932 070,00 NOK
Prepayments	31 209 679,00 NOK	29 681 003,00 NOK
Deemed Collections - Other	45 382,00 NOK	- NOK
Deemed Collections - CPI Single Premium Cancellations	175 222,00 NOK	121 848,00 NOK
Total Principal Payments Received	58 375 677,00 NOK	59 734 921,00 NOK
	-	
New Defaulted Auto Loans in Period	1 010 631,00 NOK	956 710,00 NOK
Total New Defaults	1 010 631,00 NOK	956 710,00 NOK
Capitalised Interest (due to Repayment Holidays)	264 226,00 NOK	379 827,00 NOK
Closing Balance	904 553 711,00 NOK	963 675 793,00 NOK
Cumulative Capitalised Interest (Amount)		
Open	41 770 436,00 NOK	41 390 609,00 NOK
New	264 226,00 NOK	379 827,00 NOK
Close	42 034 662,00 NOK	41 770 436,00 NOK
Total revenue collections		
Revenue and fees received on loan balances	5 589 352,00 NOK	6 200 463,00 NOK
Recoveries on loans in default	796 470,00 NOK	498 401,00 NOK
Total Revenue Received in Period	6 385 822,00 NOK	6 698 864,00 NOK
# Loans		
At beginning of period	11 106 Loans	11 559 Loans
Paid in Full	483 Loans	438 Loans
Repurchased (Deemed Collections)	1 Loans	- Loans
New loans into default	19 Loans	15 Loans
At end of period	10 603 Loans	11 106 Loans
Weighted Average Loan Return	7,52 %	
Average NIBOR + Weighted Average Loan Threshold	3,91 %	

Bilkreditt 3 Limited
Monthly Investor Report

2. Amount Due for Distribution



Reporting Date	27.10.2016			
Payment date	25.10.2016			
Period No	46			
Monthly Period	Sep 2016			
Interest Period	from	26.09.2016	to	25.10.2016 = 29 days

Available Distribution Amount

	Current Period		Previous Period	
a. Reserve Fund	0,00	NOK	0,00	NOK
b. Collections (Principal, interest, fees, etc)	64 761 499,00	NOK	66 433 785,00	NOK
c. Swap Counterparty payment to the Issuer	0,00	NOK	0,00	NOK
d. Stamp Duty, Taxes, Liabilities, etc Paid by the Seller to the Issuer	0,00	NOK	0,00	NOK
e. Default Interest, Indemnities, etc Paid by the Seller to the Issuer	0,00	NOK	0,00	NOK
f. Other Amounts Paid by the Seller to the Issuer	0,00	NOK	0,00	NOK
g. Interest/Investment Return Earned and Paid by the Seller or the Collections Account Bank to the Issuer	43 148,10	NOK	48 014,44	NOK
h. Commingling Reserve	0,00	NOK	0,00	NOK
i. CPI Reserve	1 135 654,00	NOK	1 300 476,00	NOK
j. Class A Accumulation ledger	0,00	NOK	0,00	NOK
K. Series A1 Principal Requirement Advances	0,00	NOK	0,00	NOK
Total Amount for Distribution (Pre-Enforcement Waterfall)	65 940 301,10	NOK	67 782 275,44	NOK
		0,00		0,00
		EUR		EUR

Bilcreditt 3 Limited
Monthly Investor Report

3. Reserve Accounts



Reporting Date	27.10.2016				
Payment date	25.10.2016				
Period No	46				
Monthly Period	Sep 2016				
Interest Period	from 26.09.2016	to 25.10.2016	=	29 days	

Note Balance

Beginning of Period	963 675 793,00	NOK
End of Period	904 553 711,00	NOK

Reserve Fund

	in %	
Beginning of Period	0,0 %	- NOK
Cash Outflow		- NOK
Cash Inflow		- NOK
End of Period	0,0 %	- NOK
Required Reserve Amount	0,0 %	- NOK

Liquidity Balance

Beginning of Period	0,0 %	- NOK
Cash Outflow		- NOK
Cash Inflow		- NOK
End of Period	0,0 %	- NOK
Required Reserve Amount	0,0 %	- NOK

Supplementary Liquidity Ledger

Beginning of Period	-	NOK
Cash Outflow	-	NOK
Cash Inflow	-	NOK
End of Period	-	NOK
Required Reserve Amount	-	NOK

Commingling Reserve

Beginning of Period	77 840 704,70	NOK
Cash Outflow	5 647 207,50	NOK
Drawings from Commingling Reserve	-	NOK
Cash Inflow	-	NOK
End of Period	72 193 497,20	NOK
Required Commingling Reserve Fund	72 193 497,20	NOK

CPI Reserve

Beginning of Period	19 894 414,00	NOK
Cash Outflow (to Servicer)	1 135 654,00	NOK
Drawings	-	NOK
Cash Inflow (from Servicer)	-	NOK
End of Period	18 758 760,00	NOK
Required CPI Reserve Fund	18 758 760,00	NOK

Set-off from Deposits

No borrowers whose loans were sold to Bilcreditt 3 held deposits with Santander Consumer Bank AS. The risk of set-off from deposits is therefore zero.

Bilcreditt 3 Limited
Monthly Investor Report

4. Performance Data



Reporting Date	27.10.2016	
Payment date	25.10.2016	
Period No	46	
Monthly Period	Sep 2016	
Interest Period	from 26.09.2016	to 25.10.2016 = 29 days

Note Balance

Beginning of Period	963 675 793,00	NOK
End of Period	904 553 711,00	NOK

Portfolio Performance:

Performing Receivables:

	NOK	%	# loans
Current	827 147 386,00	91,44 %	9 747
1-29 days past due	55 188 852,00	6,10 %	606
		0,00 %	

Delinquent Receivables:

30-59 days past due	13 569 039,00	1,50 %	139
60-89 days past due	3 767 681,00	0,42 %	45
90-119 days past due	1 870 822,00	0,21 %	22
120-149 days past due	2 036 503,00	0,23 %	27
150-179 days past due	973 428,00	0,11 %	17
Total Performing and Delinquent	904 553 711,00	100,00 %	10 603

Current Period Defaults	1 010 631,00		19
Cumulative Defaults	100 105 984,00		1020
Current Period Recoveries	796 470,00		
Cumulative Recoveries	56 434 781,00		

Bilkreditt 3 Limited
Monthly Investor Report

Reporting Date	27.10.2016
Payment date	25.10.2016
Period No	46
Monthly Period	Sep 2016
Interest Period	from 26.09.2016 to 25.10.2016 = 29 days

5. Outstanding Notes



1. Note Balance	All Notes	Class A-1	Class A-2	Class B
General Note Information				
ISIN Code		XS0808637218		
Currency		EUR	NOK	NOK
Initial Tranching	100 %	69,51 %	15,49 %	15,00 %
Legal Final Maturity Date		25.04.2027	25.04.2027	25.04.2027
Rating (Fitch/Moody's/DBRS)		AAAst/AAA(sf)	AAAst	Not rated
Initial Notes Aggregate Principal Outstanding Balance	7 075 245 000,00 NOK	670 000 000,00 EUR	1 096 100 000,00 NOK	1 061 345 000,00 NOK
Initial Nominal per Note		100 000,00 EUR	100 000,00 NOK	1 000 000,00 NOK
Initial Number of Notes per Class	9302	6700	1196	1406
Current Note Information				
Class Principal Outstanding Opening Balance	963 675 793,00 NOK	- EUR	- NOK	963 675 793,00 NOK
Available Distribution Amount	65 940 301,10 NOK			
Amortisation	59 122 082,00 NOK			
Redemption per Class	59 122 082,00 NOK	- EUR	- NOK	59 122 082,00 NOK
Redemption per Note		- EUR	- NOK	42 049,84 NOK
Class Principal Outstanding Closing Balance	904 553 711,00 NOK	- EUR	- NOK	904 553 711,00 NOK
Current Tranching		0,00 %	0,00 %	100,00 %
Current Pool Factor		-	-	0,85

2. Payments to Investors per Note	All Notes	Class A-1	Class A-2	Class B
Interest rate Basis: 1-M EURIBOR / Spread				
Interest Rate Basis: 1-M NIBOR / Spread	0,99 %	0,52 %	0,90 %	1,15 %
Day Count Convention		(ACT/360)	(ACT/360)	(ACT/360)
Interest Days	29			
Principal Outstanding per Note Beginning of Period		- EUR	- NOK	685 402,41 NOK
>Principal Repayment per note		- EUR	- NOK	42 049,84 NOK
Principal Outstanding per Note End of Period		- EUR	- NOK	643 352,57 NOK
>Interest accrued for the period		- EUR	- NOK	1 181,56 NOK
Interest Payment	1 661 269,99	- EUR	- NOK	1 661 269,99 NOK
Interest Payment per Note		- EUR	- NOK	1 181,56 NOK

3. Credit Enhancements	All Notes	Class A-1	Class A-2	Class B
Initial total CE (Subordination, Reserve)		18,00 %	18,00 %	3,00 %
Current CE (incl. Excess Spread)		104,28 %	104,28 %	4,28 %
Current CE (excl. Excess Spread)		100,00 %	100,00 %	0,00 %

We hereby confirm that the Seller confirms its ongoing retention of a net economic interest of at least 5% in accordance with Article 405 of the CRR and Article 51 of the AIFMR.

On 21 December, 2015, the Norwegian Ministry of Finance adopted transitional rules to the new Norwegian financial companies act which entered into force on 1 January, 2016. The transitional rules correspond to the proposal from the Norwegian FSA and state that securitisations which closed in accordance with the existing Norwegian financial institutions act, and have notes remaining outstanding, may progress as agreed between the parties.

Bilcreditt 3 Limited
Monthly Investor Report

6. Counterparty Ratings, Trigger Levels and Consequences



Reporting Date 27.10.2016
 Payment date 25.10.2016
 Period No 46
 Monthly Period Sep 2016
 Interest Period: 26.09.2016 to 25.10.2016 = 29 days

		Rating Triggers										
		Short Term				Long Term						
		Fitch		Moody's		Fitch		Moody's				
Transaction Role	Counterparty	Criteria	Current	Criteria	Current	Criteria	Current	Criteria	Current	Trigger breached?	Summary of Contractual Requirements if Rating Trigger Breach	
Issuer	Bilcreditt 3 Limited		No rating		No rating		No rating		No rating	N/A		
Seller	Santander Consumer Bank AS		No rating		No rating		No rating		No rating	N/A		
Servicer	Santander Consumer Bank AS		No rating		No rating		No rating		No rating	N/A		
Servicer's Owner	Santander Consumer Finance	Downgrade 1	F1 Rating Watch Negative	F2	P-1 Review for possible Downgrade	P-2	A Rating Watch Negative	A- Outlook stable	A2 Review for possible Downgrade	A3	Y	The Servicing Agreement will provide that, if a Servicer's Owner Downgrade 1 occurs and for so long as it is continuing, (i) the Servicer shall (or, if the Seller is not the Servicer, the Seller shall), within 10 Business Days, procure that the Subordinated Loan Provider makes available to the Issuer an advance by way of deposit to the Commingling Reserve Account in an amount equal to the Commingling Reserve Required Amount; and (ii) the Servicer will, within 10 Business Days, instruct the Collections Account Bank to transfer to the Transaction Account within one Oslo Banking Day after receipt (or, in the case of exceptional circumstances causing an operational delay in the transfer, within three Oslo Banking Days after receipt) any and all Collections received from time to time in the Seller Collections Account. As at the date of this Prospectus, the Servicer's Owner's short term and long term unsecured, unsubordinated and unguaranteed indebtedness is rated P-2 and Baa2 or lower respectively by Moody's and, therefore, a Servicer's Owner Downgrade 1 has occurred. As a consequence, on or before the Note Issuance Date, the Commingling Reserve Account will be funded through the proceeds of an advance made by the Subordinated Loan Provider to the Issuer in an amount equal to the Commingling Reserve Required Amount. If the Servicer's Owner Downgrade 1 is cured, the amounts standing to the Commingling Reserve Account will be released.
		Downgrade 2	F1 Rating Watch Negative	F2	N/A	P-2	A Rating Watch Negative	A- Outlook stable	Baa2 Review for possible Downgrade	A3	Y	The Servicer (or, if the Seller is not the Servicer, the Seller), shall, at its own cost, either: (i) within 14 calendar days, obtain from a third party with the Required Ratings a guarantee of the Seller's obligations under the Auto Portfolio Purchase Agreement to pay to the Issuer a Diemed Collection in the amount of any unpaid portion of the Principal amount of any Purchased Auto Loan corresponding to CPI Policy premium where the related CPI Policy has been cancelled (each a "CPI Diemed Collection"); or (ii) procure that, within 14 calendar days, the Servicer will establish and maintain a ledger on the Transaction Account (the "CPI Reserve Ledger") to hold an amount as determined by the Servicer or Seller which shall be made available by the Subordinated Loan Provider. Such amount shall be equal to the aggregate of all CPI Diemed Collections that would have been payable by the Seller in the event that, as at the immediately preceding Cut-Off Date, the CPI Policies relating to all outstanding Purchased Auto Loans had been cancelled.
		Downgrade 3	N/A	F2	N/A	P-2	BBB- Rating Watch Negative	A- Outlook stable	Baa3 Review for possible Downgrade	A3	N	The Servicer, on behalf of the Issuer, will instruct the Debtors to make payments on Purchased Auto Loans to a specified account of the Issuer (the "Issuer Collections Account"); together with the Seller Collections Accounts, the "Collections Accounts") at the Collections Account Bank. On a daily basis, the Servicer will arrange for the transfer of the amounts on deposit in the Issuer Collections Account to the Transaction Account.
		Downgrade 4	N/A	F2	N/A	P-2	B+ Rating Watch Negative	A- Outlook stable	B1 Review for possible Downgrade	A3	N	Must identify a Back up Servicer Servicer Termination Event
Issuer Cross Currency Swap Provider	Deutsche Bank AG		F2	F1	P-2	P-2	BBB	A-	A3	Baa2	N/A	In the event that the relevant ratings of the Cross Currency Swap Counterparty fail to meet the relevant required ratings, the Cross Currency Swap Counterparty will, in accordance with the terms of the Cross Currency Swap Agreement, be required to elect to take certain remedial measures within the applicable time frame stipulated in such Swap Agreement (at its own cost) [which may include providing collateral for its obligations under the Cross Currency Swap Agreement, arranging for its obligations under the Cross Currency Swap Agreement to be transferred to an entity with the relevant required ratings; or procuring another entity with the required ratings to become co-obligor or guarantor, as applicable, in respect of its obligations under the Cross Currency Swap Agreement]. However, no assurance can be given that, at the time that such actions are required, sufficient collateral will be available to the Cross Currency Swap Counterparty or that another entity with the required ratings will be available to become a replacement cross-currency swap counterparty, co-obligor or guarantor or that the Cross Currency Swap Counterparty will be able to take the requisite other action.
Issuer Cross Currency Swap Provider	Deutsche Bank AG	Moody's Second Rating Trigger/ Subsequent Fitch Rating Event	B	F1	P-3	P-2	BB+	A-	Baa1	Baa2	N/A	Replace Swap Counterparty
Issuer Bank	Deutsche Bank AG		F1 Rating Watch Negative	F1	P-1 Review for possible Downgrade	P-2	A Rating Watch Negative	A-	A2 Review for possible downgrade	Baa2	Y	If at any time a Ratings Downgrade has occurred in respect of the Transaction Account Bank, then the Issuer shall (with the prior written consent of the Note Trustee) use reasonable endeavours to procure that, within 30 calendar days, the Issuer Secured Accounts, the Expenses Loan Payment Account and all of the funds standing to the credit of such accounts are transferred to another bank or banks who meet the Required Ratings (which bank shall be notified in writing by the Issuer to the Transaction Account Bank and approved in writing by the Note Trustee); the appointment of the Transaction Account Bank shall terminate on the date on which the appointment of the new transaction account bank becomes effective. Upon the transfer of the accounts to another bank or banks, the Issuer will procure that the new transaction account bank enters into an agreement substantially in the form of the Transaction Account Agreement and accedes to the Security Trust Deed.
Paying Agent and related roles	Deutsche Bank AG			F1		P-2		A-		Baa2	N/A	
Corporate Service Provider	Deutsche International Corporate Services			F1		P-2		A-		Baa2	N/A	
Note Trustee and Security Trustee	Deutsche Trustee Company Limited			F1		P-2		A-		Baa2	N/A	
Collections Bank	SEB AB		F1 Rating Watch Negative	F1+	P-1 Review for possible Downgrade	P-1	A Rating Watch Negative	AA	A1 Review for possible downgrade	Aa3	N	If at any time a Ratings Downgrade has occurred, then the Issuer shall (with the prior written consent of the Note Trustee) use reasonable endeavours to procure that, within 30 calendar days, the Issuer Collections Account and all of the funds standing to the credit of the Issuer Collections Account are transferred to another bank or banks who meet the Required Ratings (which bank shall be notified in writing by the Issuer to the Collections Account Bank and approved in writing by the Note Trustee); the appointment of the Collections Account Bank shall terminate on the date on which the appointment of the new transaction account bank becomes effective. In addition, the appointment of the Issuer Collections Account Bank may be terminated in certain other circumstances including but not limited to the Collections Account Bank ceasing or threatening to cease to carry on its business or a substantial part of its business, a petition is presented to any competent court for the winding-up or dissolution of the Collections Account Bank, or the Collections Account Bank is ordered under any law to perform its obligations under the Issuer Collections Account Agreement for a period of 60 days by earthquakes, storms, fire, floods, acts of God, insurrections, riots, epidemics, war, civil disturbances, governmental directions or regulations or any other circumstances beyond its reasonable control. Upon the transfer of the Issuer Collections Account to another bank, the Issuer will procure that the new transaction account bank enters into an agreement substantially in the form of the Issuer Collections Account Agreement and accedes to the Security Trust Deed and the Norwegian Security Agreement. The Collections Account Bank shall promptly give written notice to the Issuer, the Servicer, the Corporate Administrator and the Note Trustee of any Ratings Downgrade applicable to it.

Santander Consumer Bank AS
 Strandveien 18
 PO Box 177
 N-1325 Lysaker
 Tel: +47 21 08 30 00
 Fax: +47 21 08 33 68

Bilkreditt 3 Limited
Monthly Investor Report

7.a Original Portfolio Principal Balance



Reporting Date	27.10.2016				
Payment date	25.10.2016				
Period No	46				
Monthly Period	Sep 2016				
Interest Period	from	26.09.2016	to	25.10.2016	= 29 days

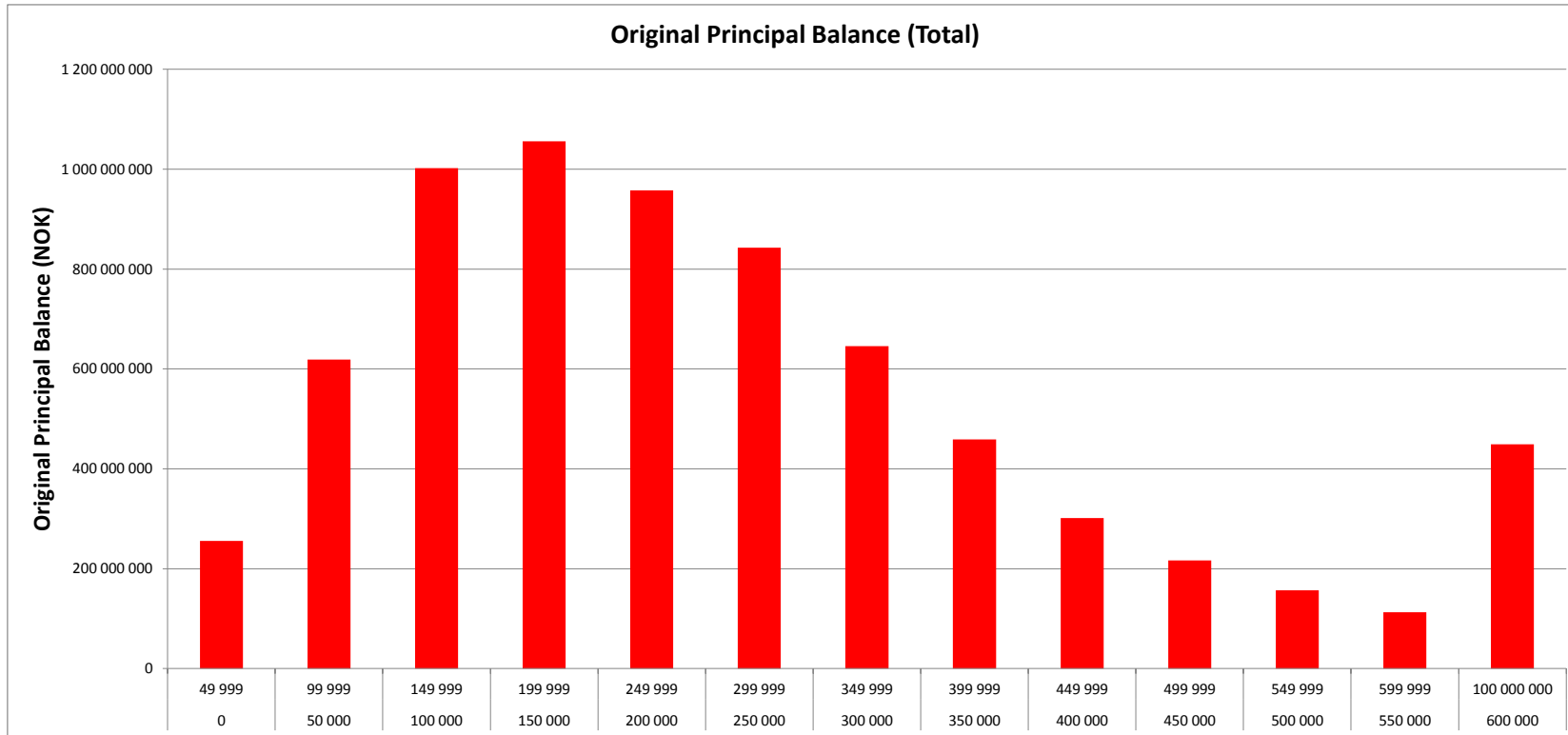
Average amount - all: 181.770

TOTAL											
Original balance	Min	Max	No	Original balance	% of outstanding balance	% of loans	WA mounths to maturity	WA seasoning			
	0	49 999	4 340	255 757 876	3,6 %	11 %	17,9	4,6			
	50 000	99 999	8 012	618 958 436	8,7 %	21 %	48,9	8,5			
	100 000	149 999	7 911	1 002 165 559	14,2 %	20 %	60,0	8,5			
	150 000	199 999	6 001	1 055 615 872	14,9 %	15 %	68,5	8,4			
	200 000	249 999	4 226	957 617 539	13,5 %	11 %	73,5	8,3			
	250 000	299 999	3 041	843 098 630	11,9 %	8 %	76,6	8,4			
	300 000	349 999	1 976	645 976 777	9,1 %	5 %	78,7	8,1			
	350 000	399 999	1 217	458 951 057	6,5 %	3 %	80,0	7,9			
	400 000	449 999	705	301 283 367	4,3 %	2 %	80,6	8,1			
	450 000	499 999	455	216 933 498	3,1 %	1 %	82,6	8,2			
	500 000	549 999	297	157 076 924	2,2 %	1 %	83,6	8,0			
	550 000	599 999	195	112 783 799	1,6 %	1 %	82,4	7,6			
	600 000	100 000 000	548	448 981 978	6,3 %	1 %	71,4	7,8			
	Total			38 924	7 075 201 312	100,00 %	100 %	68,77	8,1		

Bilkreditt 3 Limited
Monthly Investor Report

7.b Original Principal Balance Graph

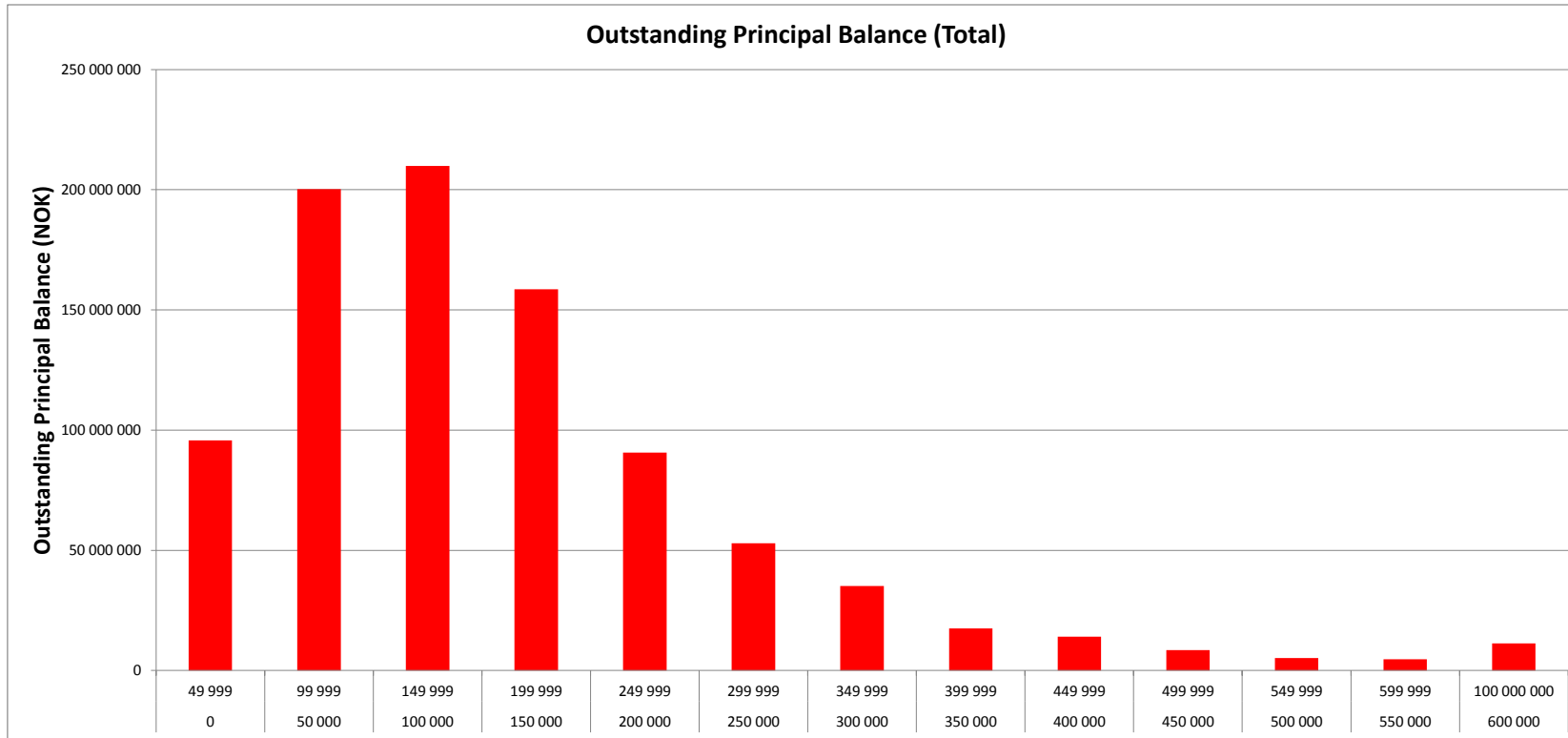
Reporting Date	27.10.2016						
Payment date	25.10.2016						
Period No	46						
Monthly Period	Sep 2016						
Interest Period	from	26.09.2016	to	25.10.2016	=	29	days



Bilkreditt 3 Limited
Monthly Investor Report

8.b Outstanding Principal Balance Graph

Reporting Date	27.10.2016	
Payment date	25.10.2016	
Period No	46	
Monthly Period	Sep 2016	
Interest Period	from 26.09.2016	to 25.10.2016 = 29 days



Bilkreditt 3 Limited
Monthly Investor Report

9.a Geographical Distribution



Reporting Date	27.10.2016	
Payment date	25.10.2016	
Period No	46	
Monthly Period	Sep 2016	
Interest Period	from 26.09.2016	to 25.10.2016 = 29 days

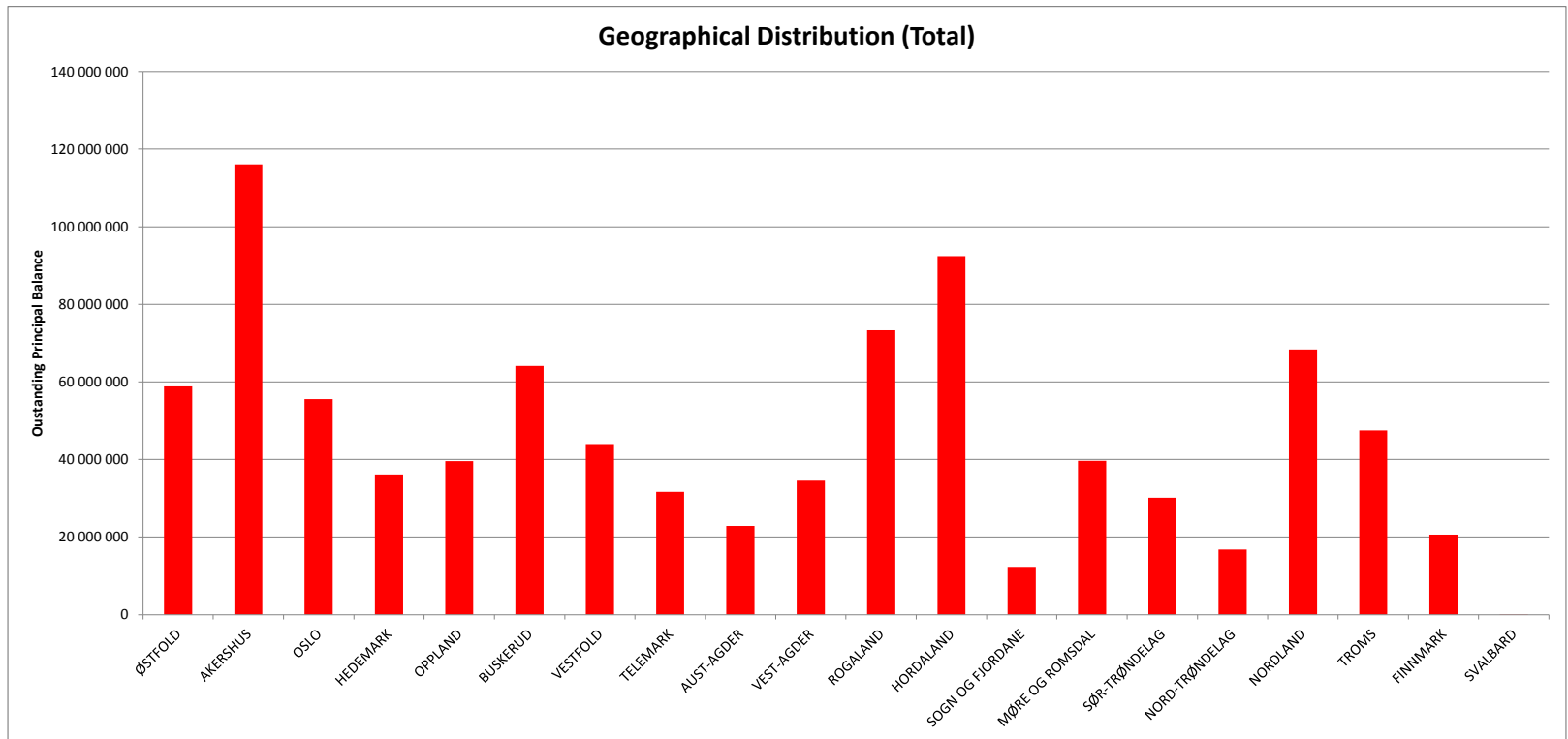
		TOTAL						
District code	No	Outstanding balance	% of Outstanding balance	% of Loans	District	WA months to maturity	WA seasoning	
0100	707	58 845 211	6,51 %	6,67 %	ØSTFOLD	43,9	53,8	
0200	1 396	116 093 786	12,83 %	13,17 %	AKERSHUS	40,2	53,8	
0300	644	55 592 240	6,15 %	6,07 %	OSLO	38,9	53,9	
0400	482	36 161 935	4,00 %	4,55 %	HEDEMARK	38,8	53,9	
0500	458	39 614 743	4,38 %	4,32 %	OPPLAND	39,1	54,1	
0600	810	64 115 647	7,09 %	7,64 %	BUSKERUD	39,4	53,9	
0700	557	44 009 223	4,87 %	5,25 %	VESTFOLD	41,8	53,6	
0800	391	31 661 800	3,50 %	3,69 %	TELEMARK	40,2	54,4	
0900	262	22 841 344	2,53 %	2,47 %	AUST-AGDER	42,5	53,9	
1000	365	34 515 323	3,82 %	3,44 %	VEST-AGDER	42,0	54,2	
1100	834	73 296 346	8,10 %	7,87 %	ROGALAND	43,4	54,3	
1200	1 042	92 392 898	10,21 %	9,83 %	HORDALAND	40,6	53,9	
1400	138	12 294 393	1,36 %	1,30 %	SOGN OG FJORDANE	40,0	53,8	
1500	450	39 637 411	4,38 %	4,24 %	MJØRE OG ROMSDAL	41,9	53,8	
1600	391	30 161 287	3,33 %	3,69 %	SØR-TRØNDELAG	39,6	54,2	
1700	216	16 794 591	1,86 %	2,04 %	NORD-TRØNDELAG	41,1	53,1	
1800	735	68 342 092	7,56 %	6,93 %	NORDLAND	42,8	53,7	
1900	517	47 495 872	5,25 %	4,88 %	TROMS	43,0	53,9	
2000	207	20 617 336	2,28 %	1,95 %	FINNMARK	41,3	53,9	
2100	1	70 233	0,01 %	0,01 %	SVALBARD	36,0	50,0	
Total:	10 603	904 553 711	100 %	100 %		41,1	53,9	

Bilkreditt 3 Limited
Monthly Investor Report

9.b Geographical Distribution Graph



Reporting Date	27.10.2016	
Payment date	25.10.2016	
Period No	46	
Monthly Period	Sep 2016	
Interest Period	from	26.09.2016 to 25.10.2016 = 29 days



Bilkreditt 3 Limited
Monthly Investor Report

10.a Interest Rate



Reporting Date	27.10.2016	
Payment date	25.10.2016	
Period No	46	
Monthly Period	Sep 2016	
Interest Period	from 26.09.2016	to 25.10.2016 = 29 days

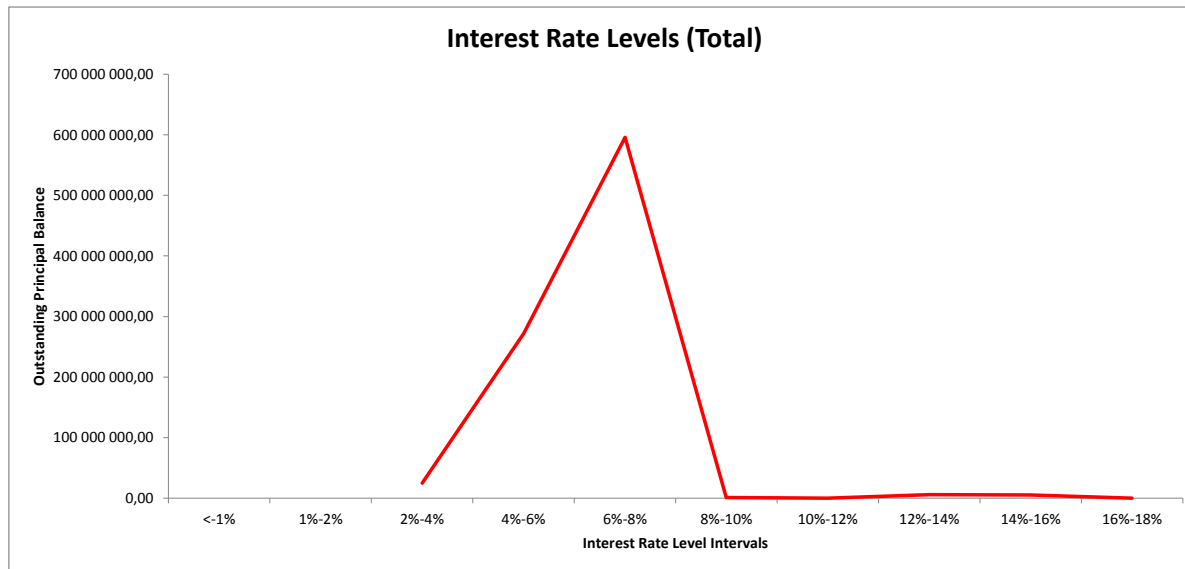
TOTAL						
Min (>=)	Max (<)	No	Outstanding balance	% of total Outstanding balance	WA months to maturity	WA seasoning
<	1 %	1	77 411	0,01 %	69,0	53,0
1 %	2 %					
2 %	4 %	292	24 999 455	2,76 %	41,1	53,6
4 %	6 %	2 756	271 723 897	30,04 %	43,4	54,1
6 %	8 %	7 034	595 927 037	65,88 %	40,4	53,8
8 %	10 %	13	719 589	0,08 %	36,3	54,6
10 %	12 %	1	21 884	0,00 %	5,0	56,0
12 %	14 %	332	5 907 887	0,65 %	21,3	54,0
14 %	16 %	173	5 170 552	0,57 %	31,7	54,8
16 %	18 %	1	5 999	0,00 %	32,0	53,0
Total		10 603	904 553 711	100 %	41,1	53,9

Bilkreditt 3 Limited
Monthly Investor Report

10.b Interest Rate



Reporting Date	27.10.2016	
Payment date	25.10.2016	
Period No	46	
Monthly Period	Sep 2016	
Interest Period	from	26.09.2016 to 25.10.2016 = 29 days

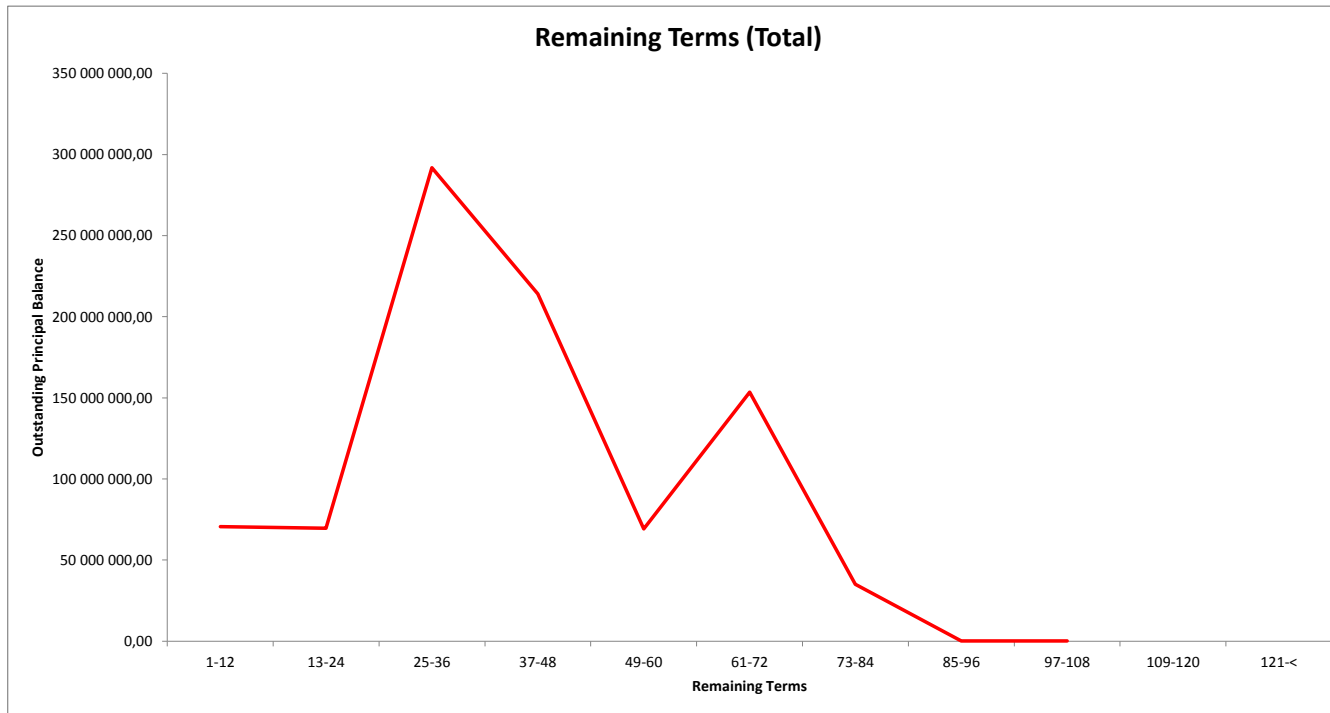


Bilkreditt 3 Limited
Monthly Investor Report

11.b Remaining Terms



Reporting Date	27.10.2016	
Payment date	25.10.2016	
Period No	46	
Monthly Period	Sep 2016	
Interest Period	from	26.09.2016 to 25.10.2016 = 29 days



Bil kreditt 3 Limited
Monthly Investor Report

12.a Seasoning



Reporting Date	27.10.2016				
Payment date	25.10.2016				
Period No	46				
Monthly Period	Sep 2016				
Interest Period	from	26.09.2016	to	25.10.2016	= 29 days

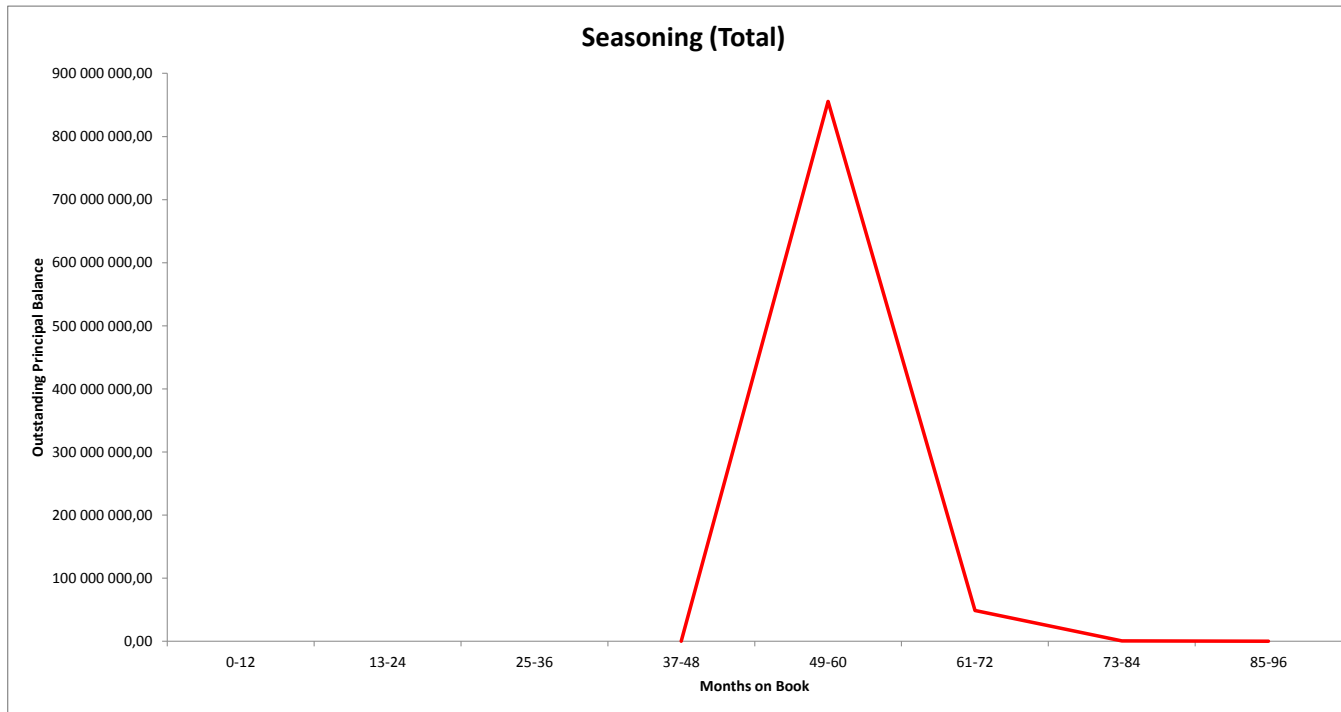
		TOTAL						
Months on book		Min	Max	No	Outstanding balance	% of Outstanding Balance	WA months to maturity	WA seasoning
		0		12				
		13		24				
		25		36				
		37		48	7	0	0,0	0,0
		49		60	9 967	855 550 965	94,58 %	41,4
		61		72	621	48 622 851	5,38 %	37,4
		73		84	6	240 075	0,03 %	24,0
		85		96	2	139 820	0,02 %	33,1
Total				10 603		904 553 711	100,00 %	41,1

Bilkreditt 3 Limited
Monthly Investor Report

12.b Seasoning



Reporting Date	27.10.2016	
Payment date	25.10.2016	
Period No	46	
Monthly Period	Sep 2016	
Interest Period	from	26.09.2016 to 25.10.2016 = 29 days



**Bilkreditt 3 Limited
Monthly Investor Report**

13.a Vehicle type



Reporting Date	27.10.2016	
Payment date	25.10.2016	
Period No	46	
Monthly Period	Sep 2016	
Interest Period	from 26.09.2016	to 25.10.2016 = 29 days

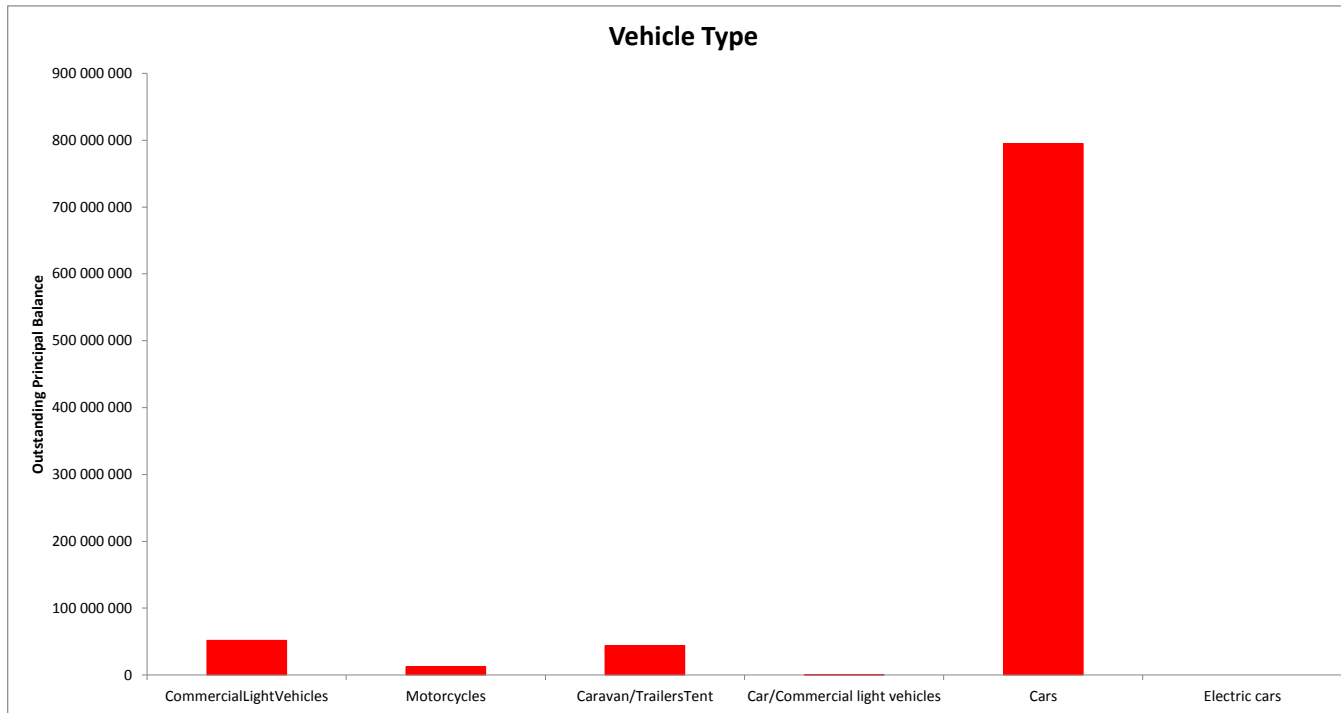
TOTAL						
Vehicle type	Min	No	Outstanding balance	% of Outstanding Balance	WA months to maturity	WA seasoning
CommercialLightVehicles		860	51 708 338	5,72 %	31,5	53,7
Motorcycles		296	12 762 383	1,41 %	33,8	52,7
Caravan/TrailersTent		518	44 379 248	4,91 %	48,2	52,9
Car/Commercial light vehicles		9	385 491	0,04 %	27,2	54,3
Cars		8 916	795 048 631	87,89 %	41,5	54,0
Electric cars		4	269 620	0,03 %	25,4	51,2
		10 603	904 553 711	100 %	41,1	53,9

Bilkreditt 3 Limited
Monthly Investor Report

13.b Vehicle type



Reporting Date	27.10.2016					
Payment date	25.10.2016					
Period No	46					
Monthly Period	Sep 2016					
Interest Period	from	26.09.2016	to	25.10.2016	=	29 days



Bilkreditt 3 Limited
Monthly Investor Report

14.a Hybrid loans



Reporting Date	27.10.2016
Payment date	25.10.2016
Period No	46
Monthly Period	Sep 2016
Interest Period	from 26.09.2016 to 25.10.2016 = 29 days

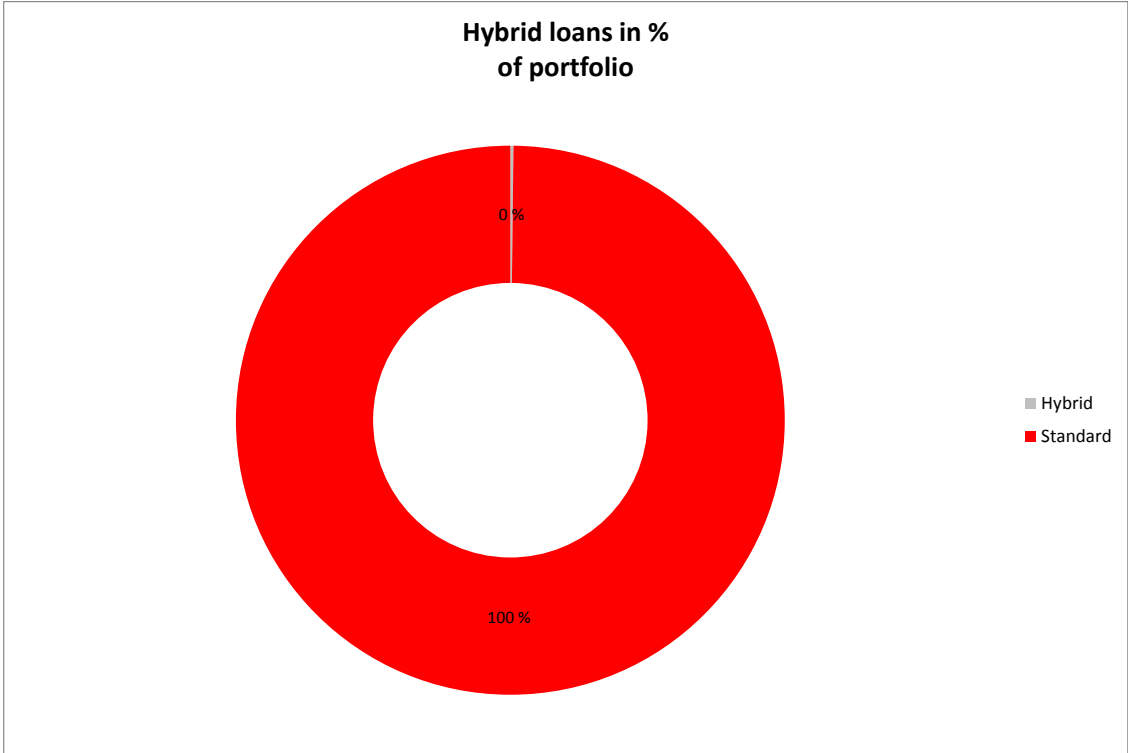
Hybrid loans in % of portfolio	TOTAL					
	Min	No	Outstanding balance	% of Outstanding Balance	WA months to maturity	WA seasoning
Hybrid		8	1 650 295	0,18 %	9,4	55,0
Standard		10 595	902 903 416	99,82 %	41,2	53,9
Total		10 603	904 553 711	100 %	41,1	53,9

Bilkreditt 3 Limited
Monthly Investor Report

14.b Hybrid loans



Reporting Date	27.10.2016	
Payment date	25.10.2016	
Period No	46	
Monthly Period	Sep 2016	
Interest Period	from	26.09.2016 to 25.10.2016 = 29 days




Bilkreditt 3 Limited
Monthly Investor Report

15.b # loans per borrower



Reporting Date	27.10.2016	
Payment date	25.10.2016	
Period No	46	
Monthly Period	Sep 2016	
Interest Period	from	26.09.2016 to 25.10.2016 = 29 days



Bil kreditt 3 Limited
Monthly Investor Report

16.a Amortization Profile



Reporting Date	27.10.2016	
Payment date	25.10.2016	
Period No	46	
Monthly Period	Sep 2016	
Interest Period	from 26.09.2016	to 25.10.2016 = 29 days

TOTAL						
Period	Opening Balance	Closing Balance	Amortization	Interest	Yield	Percentage
1	904 553 711	874 019 035	30 534 676	4 851 425	6,44 %	96,62 %
2	874 019 035	841 895 031	32 124 004	4 689 032	6,44 %	93,07 %
3	841 895 031	810 955 761	30 939 269	4 517 321	6,44 %	89,65 %
4	810 955 761	780 876 685	30 079 076	4 349 548	6,44 %	86,33 %
5	780 876 685	752 364 345	28 512 340	4 189 132	6,44 %	83,18 %
6	752 364 345	724 755 826	27 608 520	4 034 629	6,44 %	80,12 %
7	724 755 826	698 067 111	26 688 715	3 884 594	6,43 %	77,17 %
8	698 067 111	672 382 999	25 684 112	3 740 713	6,43 %	74,33 %
9	672 382 999	647 640 370	24 742 629	3 600 938	6,43 %	71,60 %
10	647 640 370	623 918 399	23 721 971	3 467 563	6,42 %	68,98 %
11	623 918 399	601 127 379	22 791 019	3 339 799	6,42 %	66,46 %
12	601 127 379	579 185 444	21 941 936	3 217 096	6,42 %	64,03 %
13	579 185 444	557 400 641	21 784 803	3 098 746	6,42 %	61,62 %
14	557 400 641	535 888 179	21 512 462	2 981 280	6,42 %	59,24 %
15	535 888 179	514 471 824	21 416 355	2 865 292	6,42 %	56,88 %
16	514 471 824	493 234 294	21 237 529	2 749 826	6,41 %	54,53 %
17	493 234 294	472 208 281	21 026 013	2 635 434	6,41 %	52,20 %
18	472 208 281	451 325 634	20 882 647	2 522 223	6,41 %	49,89 %
19	451 325 634	430 588 472	20 737 163	2 409 764	6,41 %	47,60 %
20	430 588 472	410 041 830	20 546 641	2 298 101	6,40 %	45,33 %

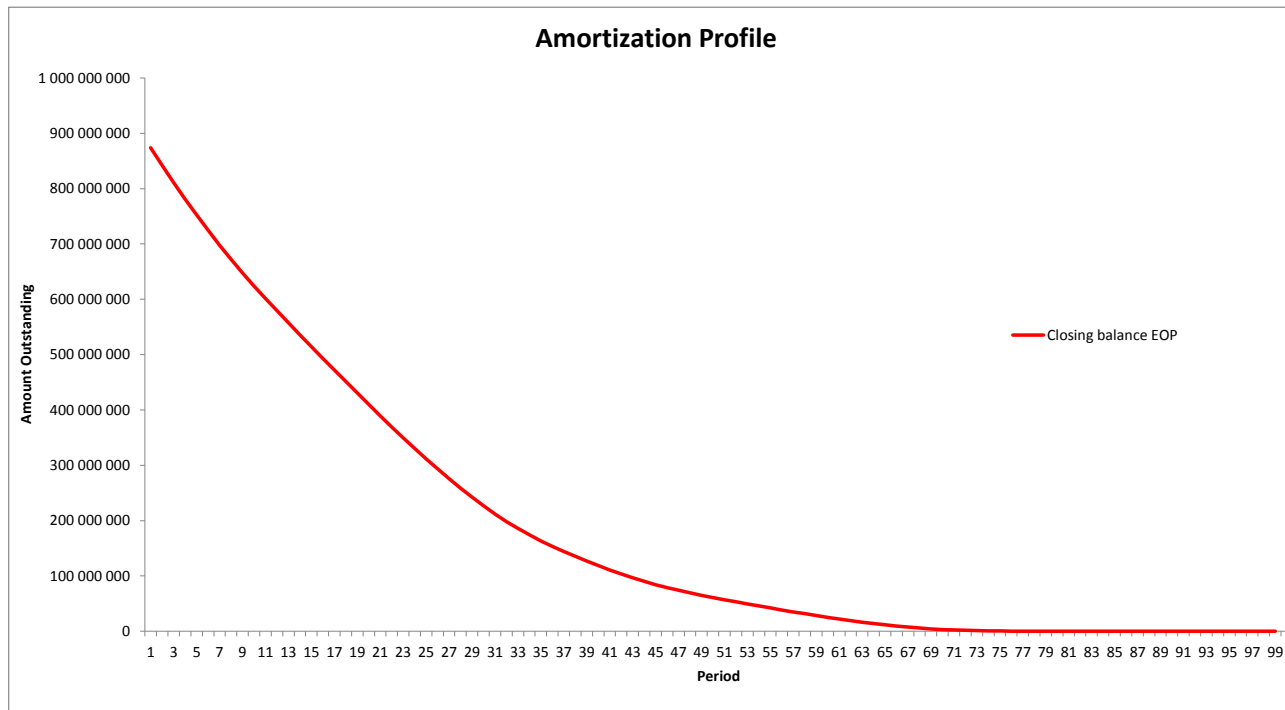
Amortization profile (first 20 periods)

Bilkreditt 3 Limited
Monthly Investor Report

16.b Amortization Profile



Reporting Date	27.10.2016					
Payment date	25.10.2016					
Period No	46					
Monthly Period	Sep 2016					
Interest Period	from	26.09.2016	to	25.10.2016	=	29 days



**Bilkreditt 3 Limited
Monthly Investor Report**

17.a Payment Holidays



Reporting Date	27.10.2016
Payment date	25.10.2016
Period No	46
Monthly Period	Sep 2016
Interest Period	from 26.09.2016 to 25.10.2016 = 29 days

TOTAL				
Period	No	Number of periods granted	Sum of payments	
201211	607	913	3 176 023	
201212	775	1 239	4 172 190	
201301	641	1 142	4 294 357	
201302	611	967	3 379 047	
201303	754	1 096	3 719 272	
201304	513	758	2 672 837	
201305	484	685	2 597 695	
201306	422	620	2 179 602	
201307	563	744	2 715 301	
201308	413	590	2 052 194	
201309	369	505	1 859 691	
201310	389	570	1 956 048	
201311	556	788	2 722 952	
201312	573	763	2 685 537	
201401	472	747	2 657 795	
201402	486	731	2 533 721	
201403	618	863	3 202 856	
201404	431	586	2 081 189	
201405	471	708	2 741 102	
201406	641	1 074	4 181 210	
201407	616	927	3 593 852	
201408	425	617	2 245 921	
201409	482	730	2 618 573	
201410	498	799	2 866 267	
201411	579	860	2 895 832	
201412	570	773	2 627 520	
201501	382	621	2 203 071	
201502	462	738	2 645 676	
201503	590	865	2 914 510	
201504	331	467	1 679 986	
201505	271	396	1 618 783	
201506	305	496	1 876 675	
201507	336	500	1 852 517	
201508	285	398	1 477 141	
201509	289	434	1 567 640	
201510	285	468	1 665 076	
201511	381	563	2 027 586	
201512	359	482	1 668 103	
201601	265	427	1 540 068	
201602	286	435	1 549 780	
201603	332	457	1 624 523	
201604	234	341	1 183 980	
201605	222	337	1 197 835	
201606	231	380	1 310 448	
201607	188	254	989 579	
201608	186	263	1 052 537	
201609	178	258	964 296	
Total:	20 357	30 375	109 038 393	

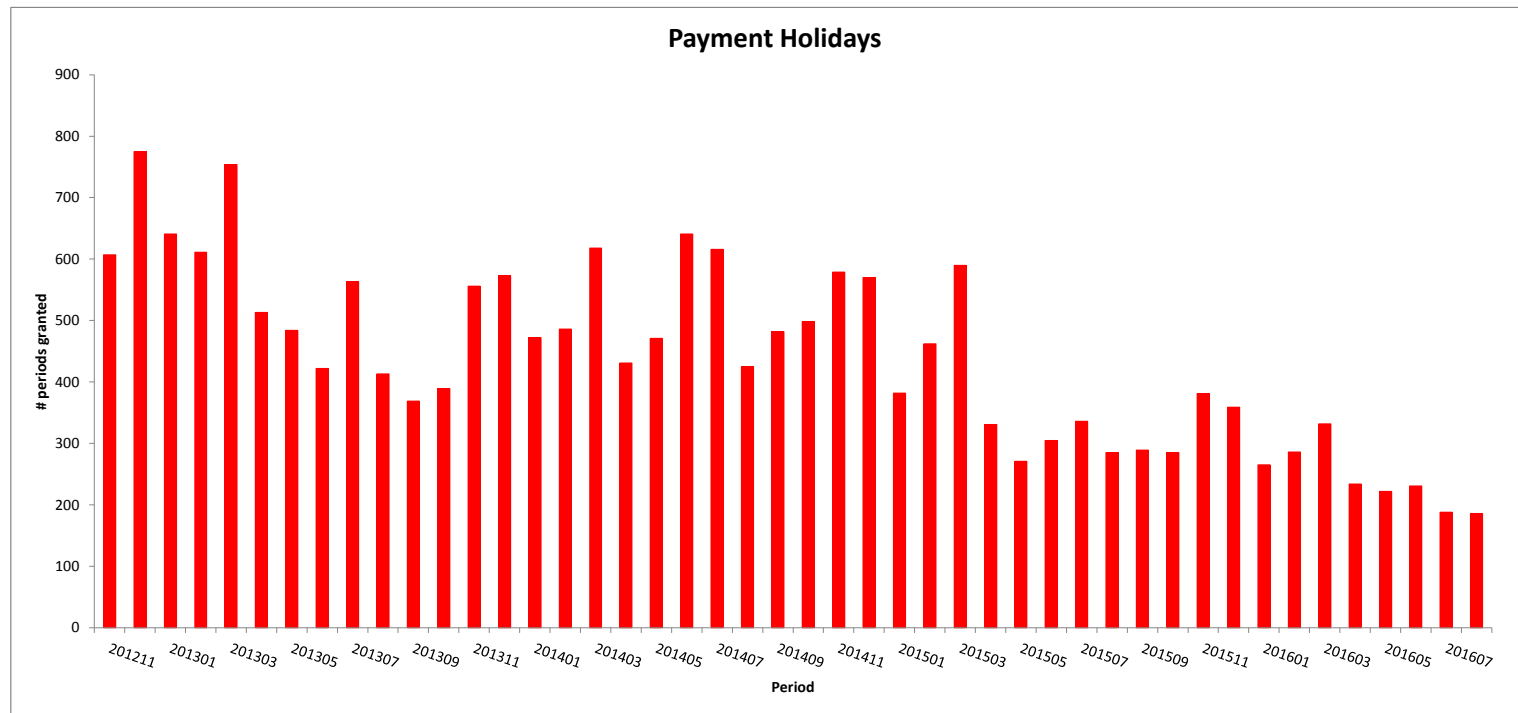
Payment Holiday

Bilkreditt 3 Limited
Monthly Investor Report

17.b Payment Holidays



Reporting Date	27.10.2016				
Payment date	25.10.2016				
Period No	46				
Monthly Period	Sep 2016				
Interest Period	from	26.09.2016	to	25.10.2016	= 29 days



**Bilkreditt 3 Limited
Monthly Investor Report**

18.a Payment Holidays >31dpd



Reporting Date	27.10.2016
Payment date	25.10.2016
Period No	46
Monthly Period	Sep 2016
Interest Period	from 26.09.2016 to 25.10.2016 = 29 days

	TOTAL		
	Period	No	Sum of payments
	201211	0	0
	201212	0	0
	201301	0	0
	201302	0	0
	201303	0	0
	201304	0	0
	201305	1	3 071
	201306	0	0
	201307	0	0
	201308	1	3 166
	201309	0	0
	201310	0	0
	201311	0	0
	201312	0	0
	201401	0	0
	201402	0	0
	201403	0	0
	201404	0	0
	201405	0	0
	201406	0	0
	201407	1	2 184
	201408	0	0
	201409	0	0
	201410	0	0
	201411	0	0
	201412	0	0
	201501	0	0
	201502	0	0
	201503	1	7 260
	201504	0	0
	201505	0	0
	201506	0	0
	201507	0	0
	201508	0	0
	201509	0	0
	201510	0	0
	201511	1	5 940
	201512	0	0
	201601	0	0
	201602	0	0
	201603	0	0
	201604	0	0
	201605	0	0
	201606	0	0
	201607	0	0
	201608	0	0
	201609	0	0
Total:		5	21 621

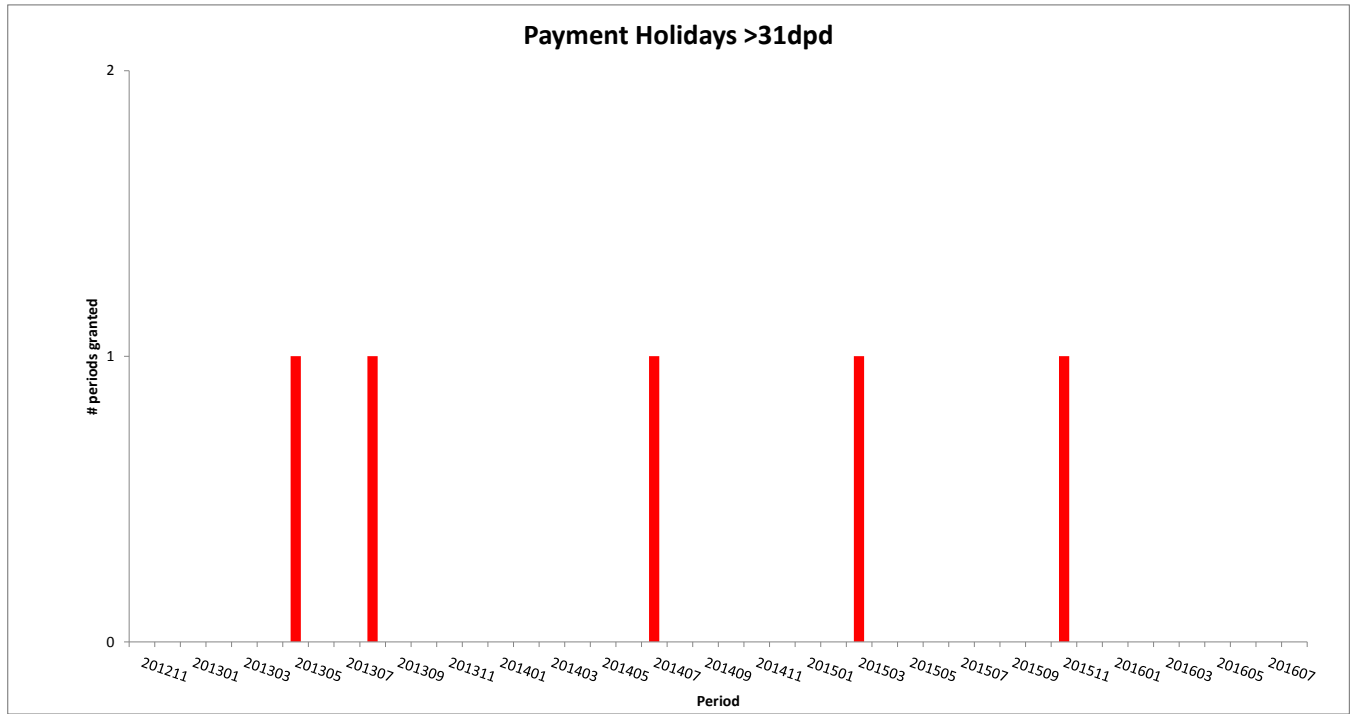
Payment Holiday

Bilkreditt 3 Limited
Monthly Investor Report

18.b Payment Holidays >31dpd



Reporting Date	27.10.2016					
Payment date	25.10.2016					
Period No	46					
Monthly Period	Sep 2016					
Interest Period	from	26.09.2016	to	25.10.2016	=	29 days



**Bilkkredit 3 Limited
Monthly Investor Report**

19.a Dynamic Interest rate



Reporting Date	27.10.2016	
Payment date	25.10.2016	
Period No	46	
Monthly Period	Sep 2016	
Interest Period	from 26.09.2016	to 25.10.2016 = 29 days

TOTAL		
Period	Closing balance	WA Interest rate
201211	6 856 701 169	6,21 %
201212	6 668 597 489	6,21 %
201301	6 473 305 269	6,21 %
201302	6 279 683 182	6,21 %
201303	6 106 056 350	6,21 %
201304	5 906 069 750	6,21 %
201305	5 704 792 294	6,21 %
201306	5 512 386 988	6,47 %
201307	5 305 720 151	6,47 %
201308	5 130 737 325	6,47 %
201309	4 948 482 581	6,47 %
201310	4 771 916 608	6,47 %
201311	4 604 393 368	6,46 %
201312	4 462 056 852	6,46 %
201401	4 310 924 256	6,46 %
201402	4 155 000 628	6,46 %
201403	3 995 432 937	6,46 %
201404	3 844 595 820	6,47 %
201405	3 696 597 934	6,47 %
201406	3 539 920 483	6,47 %
201407	3 387 504 130	6,47 %
201408	3 262 106 158	6,46 %
201409	3 124 867 136	6,46 %
201410	2 976 552 639	6,47 %
201411	2 861 586 202	6,46 %
201412	2 740 083 044	6,47 %
201501	2 627 202 089	6,47 %
201502	2 511 654 217	6,47 %
201503	2 390 123 326	6,47 %
201504	2 289 108 903	6,48 %
201505	2 186 772 957	6,47 %
201506	2 068 689 235	6,47 %
201507	1 961 887 001	6,47 %
201508	1 863 366 621	6,24 %
201509	1 767 059 495	6,24 %
201510	1 674 873 225	6,24 %
201511	1 591 353 724	6,24 %
201512	1 508 779 985	6,24 %
201601	1 438 679 184	6,24 %
201602	1 360 010 515	6,24 %
201603	1 285 287 401	6,24 %
201604	1 215 422 688	6,24 %
201605	1 153 368 326	6,24 %
201606	1 083 096 644	6,24 %
201607	1 023 987 597	6,24 %
201608	963 675 793	6,24 %
201609	904 553 711	6,25 %

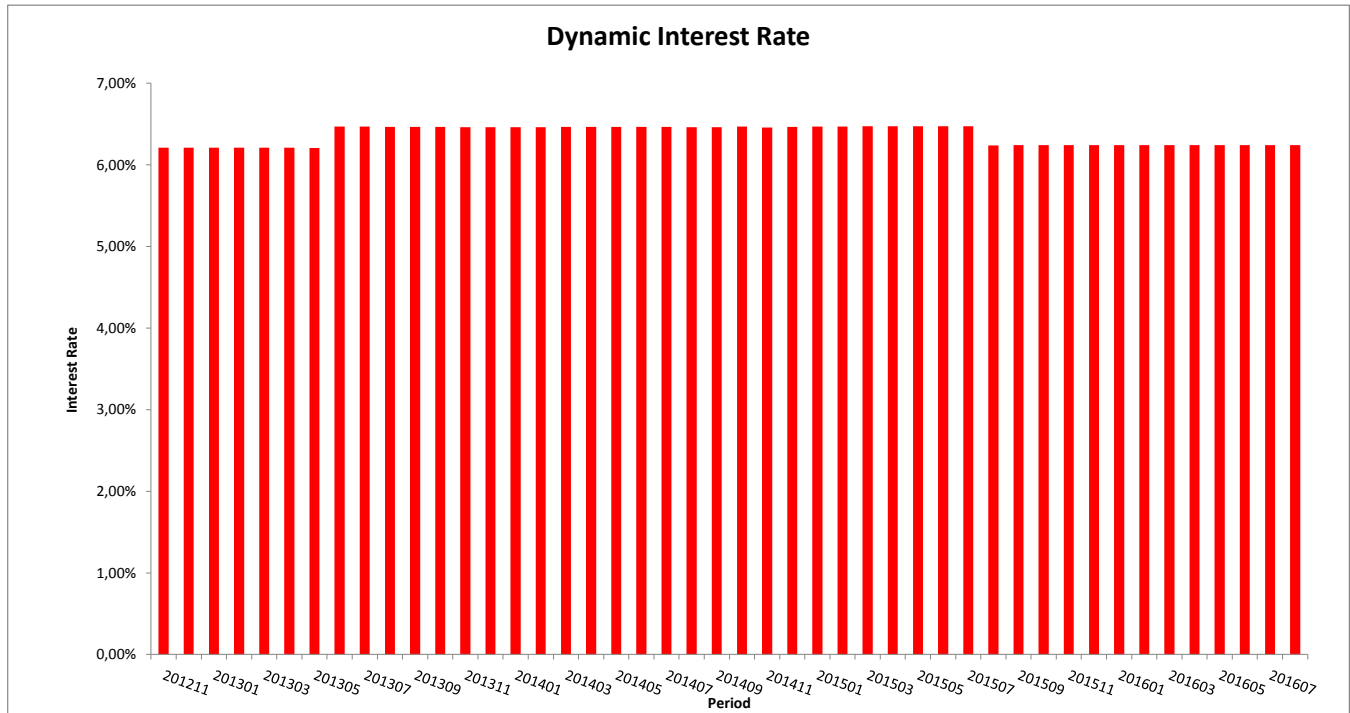
Interest rate evolution

Bilkreditt 3 Limited
Monthly Investor Report

19.b Dynamic Interest Rate



Reporting Date	27.10.2016				
Payment date	25.10.2016				
Period No	46				
Monthly Period	Sep 2016				
Interest Period	from	26.09.2016	to	25.10.2016	= 29 days



Bilkreditt 3 Limited
Monthly Investor Report

20.a Borrower Type



Reporting Date	27.10.2016	
Payment date	25.10.2016	
Period No	46	
Monthly Period	Sep 2016	
Interest Period	from 26.09.2016	to 25.10.2016 = 29 days

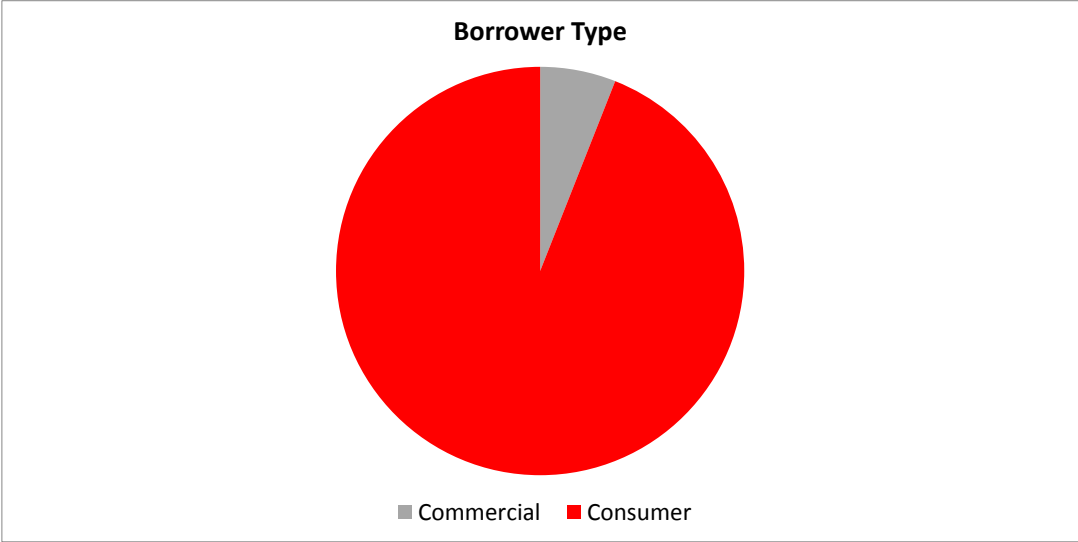
TOTAL						
Borrower Type	Borrower type	No	Outstanding balance	%	WA months to maturity	WA seasoning
	Commercial	714	54 229 699	6,00 %	30,5	53,5
	Consumer	9 889	850 324 012	94,00 %	41,8	53,9
	Total	10 603	904 553 711	100 %	41,1	53,9

**Bilkreditt 3 Limited
Monthly Investor Report**

20.b Borrower Type



Reporting Date	27.10.2016
Payment date	25.10.2016
Period No	46
Monthly Period	Sep 2016
Interest Period	from 26.09.2016 to 25.10.2016 = 29 days



Bilkreditt 3 Limited
Monthly Investor Report

21.a Vehicle Condition



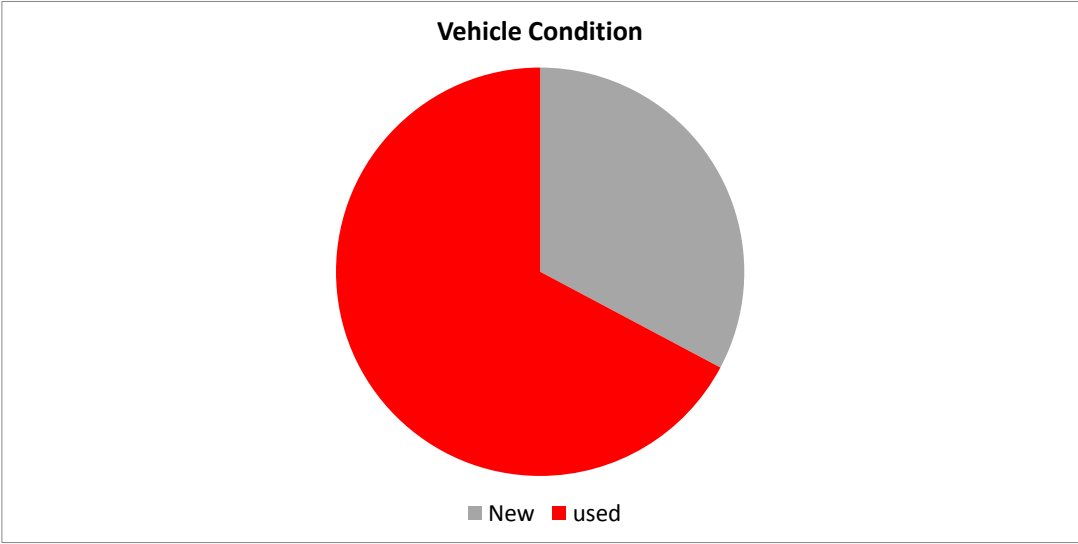
Reporting Date	27.10.2016
Payment date	25.10.2016
Period No	46
Monthly Period	Sep 2016
Interest Period	from 26.09.2016 to 25.10.2016 = 29 days

TOTAL						
Vehicle condition	Vehicle condition	No	Outstanding balance	%	WA months to maturity	WA seasoning
	New	2 610	296 435 356	32,77 %	44,8	54,0
	used	7 993	608 118 355	67,23 %	39,3	53,9
		10 603	904 553 711	100 %	41,1	53,9

21.b Vehicle Condition



Reporting Date	27.10.2016	
Payment date	25.10.2016	
Period No	46	
Monthly Period	Sep 2016	
Interest Period	from	26.09.2016 to 25.10.2016 = 29 days

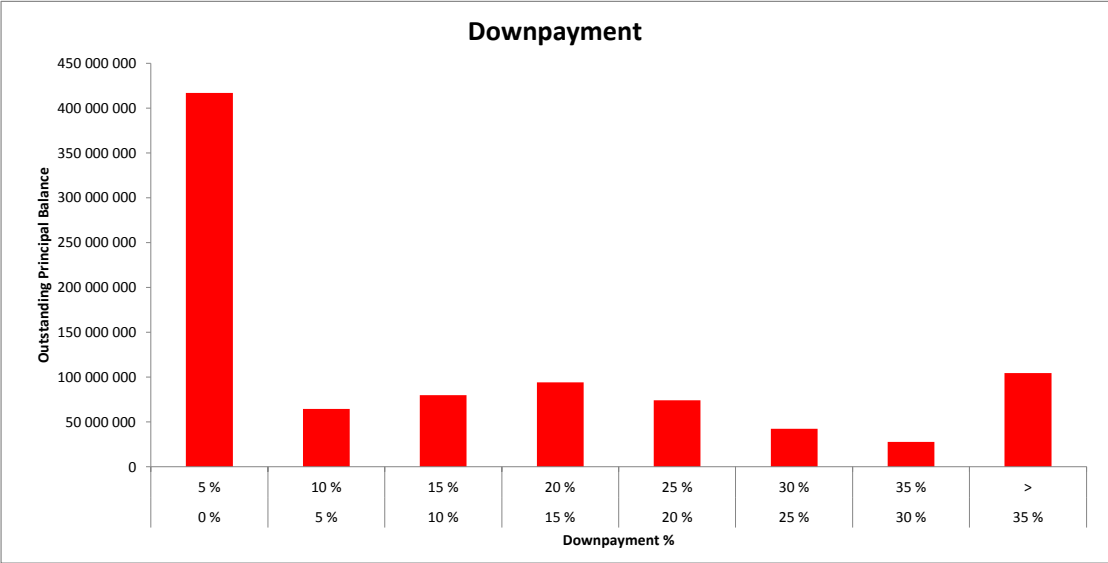


Bilkreditt 3 Limited
Monthly Investor Report

22.b Downpayment



Reporting Date	27.10.2016	
Payment date	25.10.2016	
Period No	46	
Monthly Period	Sep 2016	
Interest Period	from	26.09.2016 to 25.10.2016 = 29 days



Bilkreditt 3 Limited
Monthly Investor Report

23.a Repayment Type



Reporting Date	27.10.2016
Payment date	25.10.2016
Period No	46
Monthly Period	Sep 2016
Interest Period	from 26.09.2016 to 25.10.2016 = 29 days

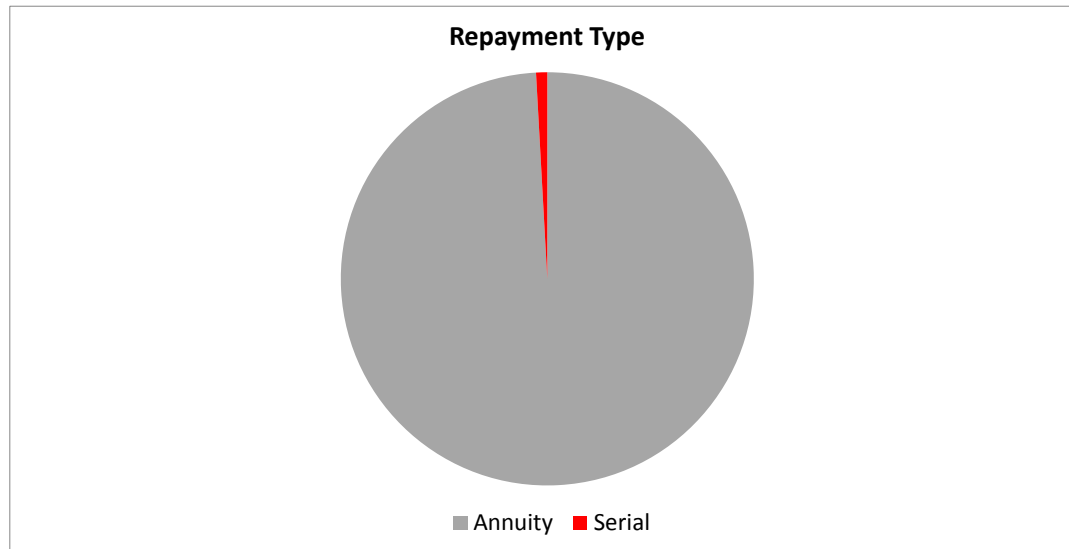
Repayment Type	TOTAL					
	Repayment Type	No	Outstanding balance	%	WA months to maturity	WA seasoning
Annuity		10 511	896 669 712	99,13 %	41,3	53,9
Serial		92	7 883 999	0,87 %	21,0	53,2
		10 603	904 553 711	100 %	41,1	53,9

Bilkreditt 3 Limited
Monthly Investor Report

23.b Repayment Type



Reporting Date		27.10.2016			
Payment date		25.10.2016			
Period No		46			
Monthly Period		Sep 2016			
Interest Period	from	26.09.2016	to	25.10.2016	= 29 days



Bil kreditt 3 Limited
Monthly Investor Report

24.a Dynamic Pre-Payments



Reporting Date	27.10.2016	
Payment date	25.10.2016	
Period No	46	
Monthly Period	Sep 2016	
Interest Period	from 26.09.2016	to 25.10.2016 = 29 days

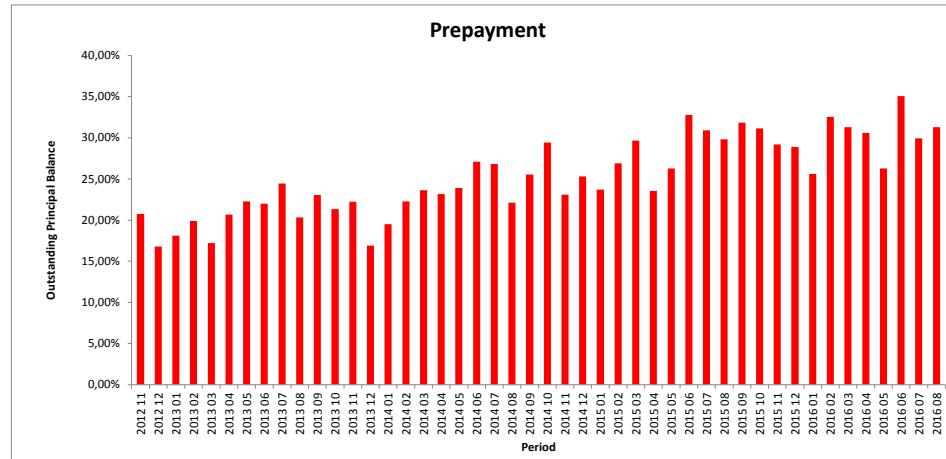
Period	TOTAL		
	Sum of Pre-Payments	Closing Balance	CPR Annual
2012 11	131 657 969	6 856 605 716	20,8 %
2012 12	101 297 328	6 668 597 489	16,8 %
2013 01	106 876 925	6 473 305 269	18,1 %
2013 02	114 948 069	6 279 683 182	19,9 %
2013 03	95 242 593	6 106 056 350	17,2 %
2013 04	112 753 054	5 906 069 750	20,7 %
2013 05	118 534 866	5 704 792 294	22,3 %
2013 06	112 845 074	5 512 386 988	22,0 %
2013 07	122 374 185	5 305 720 151	24,4 %
2013 08	96 244 846	5 130 737 325	20,3 %
2013 09	106 889 885	4 948 482 581	23,1 %
2013 10	94 452 343	4 771 916 608	21,3 %
2013 11	95 381 294	4 604 393 368	22,2 %
2013 12	68 355 945	4 462 056 852	16,9 %
2014 01	77 278 981	4 310 924 256	19,5 %
2014 02	86 314 743	4 155 000 628	22,3 %
2014 03	88 697 574	3 995 432 937	23,6 %
2014 04	83 538 412	3 844 595 820	23,2 %
2014 05	83 163 150	3 696 597 934	23,9 %
2014 06	91 994 033	3 539 920 483	27,1 %
2014 07	87 059 444	3 387 504 130	26,8 %
2014 08	67 215 619	3 262 106 158	22,1 %
2014 09	75 771 261	3 124 867 136	25,5 %
2014 10	85 198 101	2 976 552 639	29,4 %
2014 11	61 852 940	2 861 586 202	23,1 %
2014 12	65 757 653	2 740 083 044	25,3 %
2015 01	58 608 814	2 627 202 089	23,7 %
2015 02	64 722 639	2 511 654 217	26,9 %
2015 03	69 035 602	2 390 123 326	29,7 %
2015 04	50 665 795	2 289 108 903	23,6 %
2015 05	54 823 201	2 186 772 957	26,3 %
2015 06	67 309 116	2 068 689 235	32,8 %
2015 07	59 485 814	1 961 887 001	30,9 %
2015 08	54 187 868	1 863 366 621	29,8 %
2015 09	52 635 446	1 767 059 495	31,8 %
2015 10	51 249 019	1 674 873 225	31,1 %
2015 11	45 100 470	1 591 353 724	29,2 %
2015 12	42 246 828	1 508 779 985	28,9 %
2016 01	35 044 660	1 438 679 184	25,6 %
2016 02	43 872 249	1 360 010 515	32,5 %
2016 03	39 568 301	1 285 287 401	31,3 %
2016 04	36 416 501	1 215 422 688	30,6 %
2016 05	28 906 697	1 153 368 326	26,3 %
2016 06	38 298 709	1 083 096 644	35,1 %
2016 07	29 910 662	1 023 987 597	29,9 %
2016 08	29 681 003	963 675 793	31,3 %
2016 09	31 209 679	904 553 711	31,3 %

Pre-Payments

24.b Dynamic Pre-Payments



Reporting Date	27.10.2016					
Payment date	25.10.2016					
Period No	46					
Monthly Period	from	Sep 2016	to	25.10.2016	=	29 days
Interest Period	from	26.09.2016	to	25.10.2016	=	29 days



Bil kreditt 3 Limited
Monthly Investor Report

25. Defaults, Recoveries and Losses by Quarter of Default

Reporting Date	27.10.2016
Payment date	25.10.2016
Period No	46
Monthly Period	Sep 2016
Interest Period	from 28.08.2016 to 25.10.2016 = 29 days



Default Quarter	Default Amount	No Of Loans	2014			2013			2012			2011			2010		
			Recoveries	Cum. Recoveries	Loss	Recoveries	Cum. Recoveries	Loss	Recoveries	Cum. Recoveries	Loss	Recoveries	Cum. Recoveries	Loss	Recoveries	Cum. Recoveries	Loss
2014	22 538	1	0	0	22 538	0	0	22 538	0	0	22 538	0	0	22 538	0	0	22 538
2013	155 231	5	0	0	0	46 503	46 503	108 728	0	0	46 503	108 728	4 721	4 721	51 224	104 007	
2012	5 890 105	46	0	0	0	633 169	633 169	6 256 936	849 224	1 482 393	4 407 712	690 132	2 172 526	3 717 592	3 244 157	6 892 274	
2011	10 040 431	83	0	0	0	0	0	0	0	837 137	837 137	9 212 294	1 361 452	1 361 452	9 933 209	0	
2010	11 264 661	95	0	0	0	0	0	0	0	0	0	0	0	0	0	0	0
2014	15 142 883	129	0	0	0	0	0	0	0	0	0	0	0	0	0	0	0
2013	9 370 735	95	0	0	0	0	0	0	0	0	0	0	0	0	0	0	0
2012	8 074 615	84	0	0	0	0	0	0	0	0	0	0	0	0	0	0	0
2011	8 149 127	77	0	0	0	0	0	0	0	0	0	0	0	0	0	0	0
2010	4 899 942	59	0	0	0	0	0	0	0	0	0	0	0	0	0	0	0
2014	7 291 085	76	0	0	0	0	0	0	0	0	0	0	0	0	0	0	0
2013	4 826 659	68	0	0	0	0	0	0	0	0	0	0	0	0	0	0	0
2012	5 785 907	64	0	0	0	0	0	0	0	0	0	0	0	0	0	0	0
2011	3 432 124	46	0	0	0	0	0	0	0	0	0	0	0	0	0	0	0
2010	3 434 705	53	0	0	0	0	0	0	0	0	0	0	0	0	0	0	0
2014	1 326 606	23	0	0	0	0	0	0	0	0	0	0	0	0	0	0	0

Default Quarter	Default Amount	No Of Loans	2014			2013			2012			2011			2010		
			Recoveries	Cum. Recoveries	Loss	Recoveries	Cum. Recoveries	Loss	Recoveries	Cum. Recoveries	Loss	Recoveries	Cum. Recoveries	Loss	Recoveries	Cum. Recoveries	Loss
2014	22 538	1	0	0	22 538	0	0	22 538	0	0	22 538	0	0	22 538	0	0	22 538
2013	155 231	5	0	0	0	51 224	51 224	104 007	0	0	51 224	104 007	0	0	51 224	104 007	0
2012	5 890 105	46	563 081	2 735 586	3 154 519	168 428	2 904 014	2 988 091	73 174	2 977 188	3 912 917	404 728	3 381 916	2 508 180	233 011	3 614 927	2 275 173
2011	10 040 431	83	694 041	3 038 188	6 111 233	1 238 356	5 176 503	4 872 838	255 148	5 431 741	4 617 690	218 601	5 650 342	4 399 089	174 713	5 825 055	4 224 376
2010	11 264 661	95	1 667 206	3 028 747	8 235 514	1 343 198	4 371 945	6 892 216	907 287	5 270 232	5 985 429	476 473	5 755 206	5 508 956	734 289	6 489 994	4 774 667
2014	15 142 883	129	1 136 977	1 136 977	14 055 906	2 969 902	4 102 879	11 040 004	1 180 390	9 859 614	1 337 879	6 621 148	8 521 735	531 725	7 152 873	7 990 010	
2013	9 370 735	95	0	0	0	713 079	8 667 466	1 819 794	2 529 875	6 840 862	1 033 962	3 503 405	5 806 910	464 867	4 028 462	5 342 243	
2012	8 074 615	84	0	0	0	0	0	0	0	0	0	0	0	0	0	0	0
2011	8 149 127	77	0	0	0	0	0	0	0	0	0	0	0	0	0	0	0
2010	4 899 942	59	0	0	0	0	0	0	0	0	0	0	0	0	0	0	0
2014	7 291 085	76	0	0	0	0	0	0	0	0	0	0	0	0	0	0	0
2013	4 826 659	68	0	0	0	0	0	0	0	0	0	0	0	0	0	0	0
2012	5 785 907	64	0	0	0	0	0	0	0	0	0	0	0	0	0	0	0
2011	3 432 124	46	0	0	0	0	0	0	0	0	0	0	0	0	0	0	0
2010	3 434 705	53	0	0	0	0	0	0	0	0	0	0	0	0	0	0	0
2014	2 316 236	41	0	0	0	0	0	0	0	0	0	0	0	0	0	0	0

Default Quarter	Default Amount	No Of Loans	2012			2011			2010			2009			2008		
			Recoveries	Cum. Recoveries	Loss	Recoveries	Cum. Recoveries	Loss	Recoveries	Cum. Recoveries	Loss	Recoveries	Cum. Recoveries	Loss	Recoveries	Cum. Recoveries	Loss
2012	22 538	1	0	0	22 538	0	0	22 538	0	0	22 538	0	0	22 538	0	0	22 538
2011	155 231	5	0	0	0	51 224	51 224	104 007	0	0	51 224	104 007	0	0	51 224	104 007	0
2010	5 890 105	46	90 666	3 705 939	2 342 512	119 366	3 824 905	2 765 146	37 286	3 862 244	3 037 861	49 294	3 911 538	1 988 967	64 776	3 966 314	1 933 751
2009	10 040 431	83	232 403	6 067 458	3 991 973	387 686	8 445 147	3 604 284	277 884	6 723 031	3 306 400	72 441	6 795 472	3 263 956	90 677	6 886 149	3 163 282
2008	11 264 661	95	483 830	6 073 824	4 290 837	215 630	7 189 454	4 075 207	219 878	7 409 332	3 855 329	216 210	7 625 542	3 639 119	136 394	7 761 936	3 502 725
2012	15 142 883	129	808 072	7 960 945	7 181 038	235 559	8 246 504	6 896 379	707 055	8 953 559	6 189 324	194 483	9 148 042	5 934 841	478 886	9 626 928	5 515 955
2011	9 370 735	95	649 271	4 577 803	4 792 472	647 031	5 124 894	4 265 841	364 431	4 489 325	3 181 410	110 324	5 599 649	3 771 086	398 442	5 998 091	3 374 644
2010	8 074 615	84	437 082	3 024 691	5 049 524	226 472	3 251 163	4 823 452	174 506	3 425 669	4 648 945	133 424	3 569 090	4 515 522	441 812	4 000 905	4 073 710
2009	8 149 127	77	1 371 915	3 333 781	4 815 346	346 596	3 680 376	4 468 751	342 396	4 022 772	4 126 355	228 306	4 251 078	3 898 049	539 991	4 791 069	3 358 058
2008	4 899 942	59	862 745	1 410 679	3 489 263	361 800	1 772 039	3 177 493	80 223	1 852 762	3 047 180	267 289	2 120 050	2 779 892	520 628	2 649 678	2 259 264
2012	7 291 085	76	996 883	996 883	6 294 202	422 378	1 419 288	5 871 827	976 939	2 386 197	4 894 888	1 101 754	3 697 691	3 783 134	383 319	3 861 276	3 409 815
2011	4 826 659	68	0	0	0	158 002	158 002	4 668 657	589 427	746 409	4 980 250	234 243	980 652	3 846 007	772 110	1 752 782	3 073 897
2010	5 785 907	64	0	0	0	0	0	662 374	662 374	5 123 533	488 713	1 151 087	4 634 820	749 239	1 900 326	3 885 581	
2009	3 432 124	46	0	0	0	0	0	0	0	382 853	382 853	3 049 271	308 370	691 223	2 740 901		
2008	3 434 705	53	0	0	0	0	0	0	0	0	0	0	0	215 887	215 887	3 218 818	
2012	2 316 236	41	0	0	0	0	0	0	0	0	0	0	0	0	0	0	0

Default Quarter	Default Amount	No Of Loans	2013		
			Recoveries	Cum. Recoveries	Loss
2013	22 538	1	0	0	22 538
2012	155 231	5	0	0	0
2011	5 890 105	46	59 142	4 015 456	1 874 649
2010	10 040 431	83	54 167	6 940 316	3 109 115
2009	11 264 661	95	117 223	7 879 456	3 385 203
2013	15 142 883	129	56 410	9 693 338	5 459 545
2012	9 370 735	95	70 471	6 065 562	3 304 173
2011	8 074 615	84	158 624	4 159 539	3 915 086
2010	8 149 127	77	80 248	4 871 317	3 677 810
2009	4 899 942	59	48 493	2 589 177	2 510 750
2013	7 291 085	76	233 488	4 114 759	3 176 326
2012	4 826 659	68	177 240	1 930 002	2 896 657
2011	5 785 907	64	394 672	2 294 988	3 490 909
2010	3 432 124	46	168 877	860 110	2 627 024
2009	3 434 705	53	525 084	749 871	2 693 734
2013	2 316 236	41	137 574	137 574	2 178 662

Bilkredditt 3 Limited
Monthly Investor Report

26. Delinquency



Reporting Date	27.10.2016
Payment date	25.10.2016
Period No	46
Monthly Period	Sep 2016
Interest Period	from 26.09.2016 to 25.10.2016 = 29 days

year	mth	Total outstanding	accounts current	balance current	accounts 1-30	balance 1-30	accounts 30-60	balance 30-60	accounts 60-90	balance 60-90	accounts 90-120	balance 90-120	accounts 120-150	balance 120-150	accounts 150-180	balance 150-180	New defaults Count	New defaults Balance
2012	11	6 856 701 169	36 030	6 430 591 824	1 986	369 522 775	289	56 586 570									-	-
2012	12	6 668 597 489	34 843	6 131 012 718	2 600	473 560 533	302	51 795 570	68	12 228 668							1	22 538
2013	1	6 473 305 269	34 685	6 020 576 718	2 147	379 717 181	351	60 313 790	60	8 205 477	27	4 492 103					2	65 350
2013	2	6 279 883 182	34 229	5 853 061 648	1 937	347 960 818	360	57 705 573	82	13 874 791	32	3 646 031	17	3 434 321			-	-
2013	3	6 106 056 350	32 230	5 421 890 940	3 278	582 266 838	445	77 608 344	85	13 066 547	45	6 392 712	18	2 273 434	13	2 557 535	3	89 881
2013	4	5 906 069 750	32 575	5 427 755 687	2 270	388 304 023	414	61 295 635	102	17 349 321	43	6 002 545	31	4 213 256	11	1 149 283	10	1 453 457
2013	5	5 704 792 294	31 867	5 218 516 252	2 246	394 575 917	389	60 937 000	128	17 449 511	45	6 319 968	32	4 214 957	24	2 778 689	13	1 648 549
2013	6	5 512 386 988	30 371	4 925 686 673	2 883	483 421 479	435	67 800 072	122	19 961 800	58	7 189 913	36	4 909 620	26	3 417 431	23	2 788 099
2013	7	5 305 720 151	30 384	4 870 070 766	2 110	344 432 641	405	62 165 619	91	11 907 966	57	9 174 371	37	4 517 620	25	3 451 168	26	3 002 850
2013	8	5 130 737 325	29 583	4 683 039 135	2 162	349 928 444	405	64 758 050	125	15 453 636	48	6 692 964	48	6 863 006	32	4 002 090	25	3 263 166
2013	9	4 948 482 581	28 845	4 494 287 823	2 112	342 248 101	463	76 585 371	121	17 673 093	69	7 665 656	30	4 357 562	38	5 664 975	32	3 783 415
2013	10	4 771 916 608	28 437	4 378 350 956	1 899	301 497 337	352	56 038 263	121	18 763 350	69	8 582 909	51	5 949 029	24	3 734 764	37	5 048 195
2013	11	4 604 393 368	27 784	4 218 235 266	1 862	294 652 706	374	56 297 611	123	15 892 757	61	8 645 979	47	6 170 409	37	4 498 640	24	2 453 584
2013	12	4 462 056 852	27 066	4 049 802 234	2 043	320 072 116	387	55 040 711	110	14 940 361	79	10 222 522	51	7 446 016	37	4 532 892	34	3 762 882
2014	1	4 310 924 256	26 921	3 973 599 243	1 648	255 065 908	343	48 448 982	103	13 235 347	52	6 325 897	61	4 846 792	42	5 762 087	35	4 090 811
2014	2	4 155 000 628	26 468	3 845 801 767	1 490	225 469 862	364	55 236 028	92	11 399 435	53	7 038 329	37	4 098 393	46	5 956 814	47	5 716 573
2014	3	3 995 432 937	25 607	3 670 409 941	1 694	250 041 433	331	48 817 977	99	12 288 926	49	5 263 062	36	5 013 607	27	3 597 991	47	5 335 499
2014	4	3 844 595 820	24 894	3 501 276 599	1 752	261 200 808	377	52 214 125	107	16 606 293	42	5 556 738	38	3 644 904	30	4 096 353	30	3 183 602
2014	5	3 696 597 934	24 187	3 363 371 743	1 773	247 184 168	378	57 140 087	104	14 578 968	54	7 707 116	30	3 821 529	30	2 794 323	31	3 268 062
2014	6	3 539 920 483	23 476	3 217 478 170	1 812	257 165 362	292	39 607 570	100	12 882 091	49	6 253 963	36	3 561 633	24	2 971 694	34	2 919 071
2014	7	3 387 504 130	23 121	3 114 311 732	1 467	207 892 326	318	42 896 388	78	9 934 193	51	6 330 881	34	3 981 805	27	2 156 805	26	3 090 905
2014	8	3 262 106 158	22 429	2 976 142 742	1 549	216 938 727	312	42 988 149	96	13 228 330	36	5 030 474	38	4 669 240	31	3 108 496	25	2 264 529
2014	9	3 124 867 136	21 773	2 850 039 279	1 536	211 799 039	296	40 962 607	97	11 814 124	30	3 436 780	24	3 017 156	32	3 798 151	33	2 719 181
2014	10	2 976 552 639	21 286	2 743 631 870	1 343	176 588 972	276	38 157 193	68	8 639 372	43	4 630 013	19	2 735 067	19	2 170 152	36	4 323 826
2014	11	2 861 586 202	20 551	2 613 635 177	1 486	192 417 134	268	37 589 371	78	9 998 276	25	2 719 145	32	2 963 147	18	2 263 952	23	1 801 159
2014	12	2 740 083 044	19 978	2 494 988 007	1 445	192 440 833	285	35 003 394	61	9 777 088	33	3 656 548	22	2 228 014	24	1 989 160	18	2 024 142
2015	1	2 627 202 089	19 534	2 398 255 713	1 283	171 937 382	284	38 015 559	85	9 034 817	33	5 787 563	22	2 367 579	17	1 803 476	27	1 960 016
2015	2	2 511 654 217	18 896	2 292 113 131	1 288	162 573 730	294	36 890 567	84	9 773 513	39	3 630 263	26	4 656 063	17	2 016 950	16	1 511 540
2015	3	2 390 123 326	18 251	2 180 116 870	1 286	160 764 401	275	32 859 869	62	6 492 800	40	3 726 843	30	2 592 069	22	3 570 474	16	1 428 386
2015	4	2 289 108 903	17 641	2 073 599 456	1 327	164 866 041	262	31 057 715	86	11 200 981	29	3 085 275	33	3 313 477	24	1 985 958	27	3 593 466
2015	5	2 186 772 957	16 933	1 952 906 057	1 447	178 258 558	315	39 576 396	79	8 920 724	34	3 513 173	19	1 362 260	24	2 235 789	27	1 810 386
2015	6	2 068 889 235	16 685	1 899 996 915	1 073	127 756 356	210	26 166 091	66	8 451 284	27	2 785 999	26	2 551 958	17	980 632	22	1 887 233
2015	7	1 961 887 001	16 105	1 808 267 460	988	118 745 935	205	23 615 625	47	4 791 150	33	3 043 012	16	1 273 893	23	2 149 926	18	951 024
2015	8	1 863 366 621	15 379	1 698 917 681	1 051	124 780 946	235	25 360 263	67	8 407 871	28	2 709 984	24	2 054 916	14	1 134 960	28	2 157 183
2015	9	1 767 059 495	14 789	1 604 562 394	1 030	120 688 463	232	26 635 907	61	6 736 802	34	4 673 434	27	2 396 104	16	1 366 391	20	1 718 452
2015	10	1 674 873 225	14 262	1 522 969 835	976	113 308 624	231	26 032 490	55	5 781 124	22	1 720 949	26	3 248 023	19	1 812 180	18	1 709 258
2015	11	1 591 353 724	13 670	1 432 037 016	1 076	121 207 809	219	23 654 255	52	7 213 241	22	2 824 747	20	1 710 744	25	2 705 912	21	1 809 082
2015	12	1 508 779 985	13 323	1 367 635 925	970	103 187 779	204	24 721 709	65	6 360 217	23	4 193 352	17	1 408 193	16	1 272 810	25	2 267 567
2016	1	1 438 679 184	12 902	1 299 306 859	969	104 670 716	215	22 415 412	50	4 696 266	33	2 699 069	16	3 552 835	17	1 338 027	16	1 253 938
2016	2	1 360 010 515	12 446	1 224 022 797	993	104 518 163	203	21 817 432	59	4 784 557	20	1 732 859	23	2 008 121	12	1 126 586	16	1 254 734
2016	3	1 285 287 401	12 051	1 156 116 296	955	99 249 034	212	21 456 193	48	3 979 050	27	1 674 715	15	1 065 594	20	1 746 519	14	923 452
2016	4	1 215 422 688	11 680	1 101 370 941	862	85 208 557	202	19 605 953	66	5 489 374	24	1 608 535	21	1 073 444	15	1 065 884	17	1 531 965
2016	5	1 153 368 326	11 288	1 040 157 678	865	84 830 571	183	18 870 915	65	5 252 835	30	2 126 329	17	1 252 755	18	877 243	17	967 784
2016	6	1 083 096 644	11 048	999 398 433	637	60 551 095	156	16 063 121	43	3 080 144	31	1 721 952	25	1 678 730	9	603 169	19	934 956
2016	7	1 023 987 597	10 550	931 489 916	743	69 818 289	150	15 372 413	48	3 756 660	26	1 446 010	25	1 096 361	17	1 007 948	7	348 895
2016	8	963 675 793	10 195	877 382 567	664	65 599 774	138	13 208 183	35	3 082 445	31	2 216 894	24	1 264 660	19	961 270	15	956 710
2016	9	904 553 711	9 747	827 147 386	606	55 188 852	139	13 569 039	45	3 767 681	22	1 870 822	27	2 036 503	17	973 428	19	1 010 631
2016	10																	
2016	11																	
2016	12																	

Bilcreditt 3 Limited
Monthly Investor Report

27. Priority of Payments



Reporting Date	27.10.2016	
Payment date	25.10.2016	
Period No	46	
Monthly Period	Sep 2016	
Interest Period	from 26.09.2016	to 25.10.2016 = 29 days

Priority of Payments

Available Distribution Amount	+	65 940 301,10	NOK	-0,00	EUR
Senior Expenses	-	385 187,62	NOK		
Swap Payments	-	-	NOK		
Interest Series A-1 Notes	-	-	NOK	-0,00	EUR
Interest Series A-2 Notes	-	-	NOK		
Supplementary Liquidity Ledger Amount	-	-	NOK		
Payments to Reserve fund for Liquidity Reserve Amount	-	-	NOK		
Principal Payments A-1 Notes	-	-	NOK	-	EUR
Principal Payments A-2 Notes	-	-	NOK		
Class A Cash Accumulation Ledger	-	0,00	NOK		
Payments to Reserve Fund	-	-	NOK		
Interest Class B	-	1 661 269,99	NOK		
Principal Payments Class B	-	59 122 082,00	NOK		
Currency Swap Deferred Interest Amount	-	-	NOK	-	EUR
Currency Swap Deferred Principal Amount	-	-	NOK	-	EUR
Interest and Principal payments on Subordinated Loan	-	1 449 790,96	NOK		
Swap Subordinated Amounts	-	-	NOK		
Amounts due to seller for deemed collections refunded, refunds etc	-	-	NOK		
Credit Supplementary Ledger amount	-	-	NOK		
Payments to Seller	=	3 321 970,53	NOK	-	EUR

Bilkreditt 3 Limited
Monthly Investor Report

28. Transaction Costs



Reporting Date	27.10.2016
Payment date	25.10.2016
Period No	46
Monthly Period	Sep 2016
Interest Period	from 26.09.2016 to 25.10.2016 = 29 days

Transaction Costs

	All Notes	Series A-1	Series A-2	Class B
Senior Expenses	385 187,62 NOK			
Interest accrued for the Period	1 661 269,99 NOK	- NOK	- NOK	1 661 269,99 NOK
Cumulative Interest accrued	338 024 617,71 NOK	163 851 185,31 NOK	66 360 642,06 NOK	107 812 790,34 NOK
Interest Payments	1 661 269,99 NOK	- NOK	- NOK	1 661 269,99 NOK
Cumulative Interest Payments	338 024 617,71 NOK	163 851 185,31 NOK	66 360 642,06 NOK	107 812 790,34 NOK
Interest accrued on Subordinated Loan for the Period	1 449 790,96 NOK			
Cumulative Interest accrued on Subordinated Loan	418 178 477,98 NOK			
Interest Payments on Subordinated Loan	1 449 790,96 NOK			
Cumulative Interest Payments on Subordinated Loan	418 178 477,98 NOK			
Unpaid Interest for the Period	- NOK			
Cumulative Unpaid Interest	- NOK			

Bilkreditt 3 Limited
Monthly Investor Report

29. Swap Counterparty Data



Reporting Date	27.10.2016
Payment date	25.10.2016
Period No	46
Monthly Period	Sep 2016
Interest Period	from 26.09.2016 to 25.10.2016 = 29 days

Swap Counterparty Data

Swap Counterparty Provider	Deutsche Bank
Swap Rating Trigger Breach	Yes
Swap Collateral posted	N/A

Swap Data

Swap Type	Cross Currency Swap		
Swap Opening Balance	-	NOK	- EUR
1M Nibor (Notes, Swap) (2 days prior to interest period begin date)	0,9900 %		
1M Euribor (Notes, Swap)	-0,3710 %		
Gross Amount Due to Swap Counterparty	-	NOK	
Gross Amount Due from Swap Counterparty	-0,00	EUR	
EUR/NOK spot rate	N/A		

Bilkreditt 3 Limited
Monthly Investor Report

30. Contact Details



Santander Consumer Bank AS

Financial Markets

Anders Bruun-Olsen +47 21 08 37 70
Priscilla Halverson +47 21 08 37 72
Thomas Andrén Johansen +47 91 82 42 44
Joachim Joveng Rogne +47 48 23 86 32

anders.bruun.olsen@santanderconsumer.no
priscilla.halverson@santanderconsumer.no
thomas.andren.johansen@santanderconsumer.no
joachim.joveng.rogne@santanderconsumer.no

Risk

Tom Daniel Sivertsen +47 47 03 88 47

tom.daniel.sivertsen@santanderconsumer.no

Reporting Date	27.10.2016
Payment date	25.10.2016
Period No	46
Monthly Period	Sep 2016
Interest Period	from 26.09.2016 to 25.10.2016 = 29 days