

Bilcreditt 3 Limited
Monthly Investor Report

Cover Sheet Monthly Investor Report



Reporting Date	29.08.2016				
Payment date	25.08.2016			Following payment dates:	26.09.2016
Period No	44				25.10.2016
Monthly Period	Jul 2016				
Interest Period	from 25.07.2016	to	25.08.2016	=	31 days
Cut-Off Date	31.07.2016				

Index	Page	
1	Portfolio Information	2
2	Amount Due for Distribution	3
3	Reserve Accounts	4
4	Performance Data	5
5	Outstanding Notes	6
6	Counterparty Ratings, Trigger Levels and Consequences	7
7	Original Principal Balance	8
7	Original PB (Graph)	9
8 a	Outstanding principal Balance	10
8 b	Outstanding PB (Graph)	11
9 a	Geographical Distribution	12
9 b	Geographical (Graph)	13
10 a	Interest Rate	14
10 b	Interest Rate (Graph)	15
11 a	Remaining Terms	16
11 b	Remaining Terms (Graph)	17
12 a	Seasoning	18
12 b	Seasoning (Graph)	19
13 a	Vehicle Type	20
13 b	Vehicle Type (Graph)	21
14 a	Hybrid loans as % of other loans	22
14 b	Hybrid loans as % of other loans (Graph)	23
15 a	Loans per borrower	24
15 b	Loans per borrower (Graph)	25
16 a	Amortization Profile	26
16 b	Amortization Profile (Graph)	27
17 a	Payment Holidays	28
17 b	Payment Holidays (Graph)	29
18 a	Payment Holidays (>31dpd)	30
18 b	Payment Holidays (>31dpd) (Graph)	31
19 a	Dynamic Interest Rate	32
19 b	Dynamic Interest Rate (Graph)	33
20 a	Borrower Type	34
20 b	Borrower Type (Graph)	35
21 a	Vehicle Condition	36
21 b	Vehicle Condition (Graph)	37
22 a	Downpayment	38
22 b	Downpayment (Graph)	39
23 a	Repayment Type	40
23 b	Repayment Type (Graph)	41
24 a	Dynamic Pre-Payments	42
24 b	Dynamic Pre-Payments (Graph)	43
25	Defaults, Recoveries and Losses by Quarter of Default	44
26	Dynamic Delinquency	45
27	Priority of Payments	46
28	Transaction Costs	47
29	Swap Counterparty Data	48
30	Contact Details	49

Bilkreditt 3 Limited
Monthly Investor Report

1. Portfolio Information



Reporting Date	29.08.2016	
Payment date	25.08.2016	
Period No	44	
Monthly Period	Jul 2016	
Interest Period	from 25.07.2016	to 25.08.2016 = 31 days

	Current Period	Previous Period
	Aggregated Outstanding Principal Amount	Aggregated Outstanding Principal Amount
Outstanding receivables		
Opening balance	1 083 096 644,00 NOK	1 153 368 326,00 NOK
Scheduled Loan Principal Repayments	28 961 389,00 NOK	31 281 637,00 NOK
Prepayments	29 910 662,00 NOK	38 298 709,00 NOK
Deemed Collections - Other	-	-
Deemed Collections - CPI Single Premium Cancellations	240 548,00 NOK	139 728,00 NOK
Total Principal Payments Received	59 112 599,00 NOK	69 720 074,00 NOK
	-	
New Defaulted Auto Loans in Period	348 895,00 NOK	934 956,00 NOK
Total New Defaults	348 895,00 NOK	934 956,00 NOK
Capitalised Interest (due to Repayment Holidays)	352 447,00 NOK	383 348,00 NOK
Closing Balance	1 023 987 597,00 NOK	1 083 096 644,00 NOK
Cumulative Capitalised Interest (Amount)		
Open	41 038 162,00 NOK	40 654 814,00 NOK
New	352 447,00 NOK	383 348,00 NOK
Close	41 390 609,00 NOK	41 038 162,00 NOK
Total revenue collections		
Revenue and fees received on loan balances	6 179 325,00 NOK	6 949 023,00 NOK
Recoveries on loans in default	987 148,00 NOK	3 413 001,00 NOK
Total Revenue Received in Period	7 166 473,00 NOK	10 362 024,00 NOK
# Loans		
At beginning of period	11 949 Loans	12 466 Loans
Paid in Full	383 Loans	498 Loans
Repurchased (Deemed Collections)	-	-
New loans into default	7 Loans	19 Loans
At end of period	11 559 Loans	11 949 Loans
Weighted Average Loan Return	7,20 %	
Average NIBOR + Weighted Average Loan Threshold	3,88 %	

Bilkreditt 3 Limited
Monthly Investor Report

2. Amount Due for Distribution



Reporting Date	29.08.2016			
Payment date	25.08.2016			
Period No	44			
Monthly Period	Jul 2016			
Interest Period	from	25.07.2016	to	25.08.2016 = 31 days

Available Distribution Amount

	Current Period		Previous Period	
a. Reserve Fund	70 752 450,00	NOK	70 752 450,00	NOK
b. Collections (Principal, interest, fees, etc)	66 279 072,00	NOK	80 082 098,00	NOK
c. Swap Counterparty payment to the Issuer	0,00	NOK	0,00	NOK
		0,00 EUR		0,00 EUR
d. Stamp Duty, Taxes, Liabilities, etc Paid by the Seller to the Issuer	0,00	NOK	0,00	NOK
e. Default Interest, Indemnities, etc Paid by the Seller to the Issuer	0,00	NOK	0,00	NOK
f. Other Amounts Paid by the Seller to the Issuer	0,00	NOK	0,00	NOK
g. Interest/Investment Return Earned and Paid by the Seller or the Collections Account Bank to the Issuer	42 232,43	NOK	51 623,82	NOK
h. Commingling Reserve	0,00	NOK	0,00	NOK
i. CPI Reserve	1 554 788,00	NOK	1 263 259,00	NOK
j. Class A Accumulation ledger	0,00	NOK	0,00	NOK
K. Series A1 Principal Requirement Advances	0,00	NOK	0,00	NOK
Total Amount for Distribution (Pre-Enforcement Waterfall)	138 628 542,43	NOK	152 149 430,82	NOK
		0,00 EUR		0,00 EUR

Bilcreditt 3 Limited
Monthly Investor Report

3. Reserve Accounts



Reporting Date	29.08.2016
Payment date	25.08.2016
Period No	44
Monthly Period	Jul 2016
Interest Period	from 25.07.2016 to 25.08.2016 = 31 days

Note Balance

Beginning of Period	1 083 096 644,00	NOK
End of Period	1 023 987 597,00	NOK

Reserve Fund

	in %		
Beginning of Period	3,3 %	35 376 225,00	NOK
Cash Outflow		35 376 225,00	NOK
Cash Inflow		-	NOK
End of Period	0,0 %	-	NOK
Required Reserve Amount	0,0 %	-	NOK

Liquidity Balance

Beginning of Period	3,3 %	35 376 225,00	NOK
Cash Outflow		35 376 225,00	NOK
Cash Inflow		-	NOK
End of Period	0,0 %	-	NOK
Required Reserve Amount	0,0 %	-	NOK

Supplementary Liquidity Ledger

Beginning of Period	-	NOK
Cash Outflow	-	NOK
Cash Inflow	-	NOK
End of Period	-	NOK
Required Reserve Amount	-	NOK

Commingling Reserve

Beginning of Period	82 982 858,57	NOK
Cash Outflow	4 027 367,67	NOK
Drawings from Commingling Reserve	-	NOK
Cash Inflow	-	NOK
End of Period	78 955 490,90	NOK
Required Commingling Reserve Fund	78 955 490,90	NOK

CPI Reserve

Beginning of Period	22 749 678,00	NOK
Cash Outflow (to Servicer)	1 554 788,00	NOK
Drawings	-	NOK
Cash Inflow (from Servicer)	-	NOK
End of Period	21 194 890,00	NOK
Required CPI Reserve Fund	21 194 890,00	NOK

Set-off from Deposits

No borrowers whose loans were sold to Bilcreditt 3 held deposits with Santander Consumer Bank AS. The risk of set-off from deposits is therefore zero.

Bilcreditt 3 Limited
Monthly Investor Report

4. Performance Data



Reporting Date	29.08.2016	
Payment date	25.08.2016	
Period No	44	
Monthly Period	Jul 2016	
Interest Period	from 25.07.2016	to 25.08.2016 = 31 days

Note Balance

Beginning of Period	1 083 096 644,00	NOK
End of Period	1 023 987 597,00	NOK

Portfolio Performance:

	NOK	%	# loans
Performing Receivables:			
Current	931 489 916,00	90,97 %	10 550
1-29 days past due	69 818 289,00	6,82 %	743
		0,00 %	
Delinquent Receivables:			
30-59 days past due	15 372 413,00	1,50 %	150
60-89 days past due	3 756 660,00	0,37 %	48
90-119 days past due	1 446 010,00	0,14 %	26
120-149 days past due	1 096 361,00	0,11 %	25
150-179 days past due	1 007 948,00	0,10 %	17
Total Performing and Delinquent	1 023 987 597,00	100,00 %	11 559

Current Period Defaults	348 895,00	7
Cumulative Defaults	98 138 643,00	986
Current Period Recoveries	987 148,00	
Cumulative Recoveries	55 139 910,00	

Bilkreditt 3 Limited
Monthly Investor Report

Reporting Date	29.08.2016		
Payment date	25.08.2016		
Period No	44		
Monthly Period	Jul 2016		
Interest Period	from	25.07.2016	to 25.08.2016 = 31 days

5. Outstanding Notes



1. Note Balance	All Notes	Class A-1	Class A-2	Class B
General Note Information				
ISIN Code		XS0808637218		
Currency		EUR	NOK	NOK
Initial Tranching	100 %	69,51 %	15,49 %	15,00 %
Legal Final Maturity Date		25.04.2027	25.04.2027	25.04.2027
Rating (Fitch/Moody's/DBRS)		AAAst/AAA(sf)	AAAsf	Not rated
Initial Notes Aggregate Principal Outstanding Balance	7 075 245 000,00 NOK	670 000 000,00 EUR	1 096 100 000,00 NOK	1 061 345 000,00 NOK
Initial Nominal per Note		100 000,00 EUR	100 000,00 NOK	1 000 000,00 NOK
Initial Number of Notes per Class	9302	6700	1196	1406
Current Note Information				
Class Principal Outstanding Opening Balance	1 083 096 644,00 NOK	- EUR	21 751 644,00 NOK	1 061 345 000,00 NOK
Available Distribution Amount	138 628 542,43 NOK			
Amortisation	59 109 047,00 NOK			
Redemption per Class	59 109 047,00 NOK	- EUR	21 751 644,00 NOK	37 357 403,00 NOK
Redemption per Note		- EUR	18 186,99 NOK	26 569,99 NOK
Class Principal Outstanding Closing Balance	1 023 987 597,00 NOK	- EUR	-0,00 NOK	1 023 987 597,00 NOK
Current Tranching		0,00 %	0,00 %	100,00 %
Current Pool Factor		-	-0,00	0,96

2. Payments to Investors per Note	All Notes	Class A-1	Class A-2	Class B
Interest rate Basis: 1-M EURIBOR / Spread				
Interest Rate Basis: 1-M NIBOR / Spread	0,88 %	0,52 %	0,90 %	1,15 %
Day Count Convention		(ACT/360)	(ACT/360)	(ACT/360)
Interest Days	31			
Principal Outstanding per Note Beginning of Period		- EUR	18 186,99 NOK	754 868,42 NOK
>Principal Repayment per note		- EUR	18 186,99 NOK	26 569,99 NOK
Principal Outstanding per Note End of Period		- EUR	-0,00 NOK	728 298,43 NOK
>Interest accrued for the period		- EUR	27,88 NOK	1 319,55 NOK
Interest Payment	1 888 630,46	- EUR	33 340,44 NOK	1 855 290,02 NOK
Interest Payment per Note		- EUR	27,88 NOK	1 319,55 NOK

3. Credit Enhancements	All Notes	Class A-1	Class A-2	Class B
Initial total CE (Subordination, Reserve)		18,00 %	18,00 %	3,00 %
Current CE (incl. Excess Spread)		#####	#####	4,59 %
Current CE (excl. Excess Spread)		#####	#####	0,00 %

We hereby confirm that the Seller confirms its ongoing retention of a net economic interest of at least 5% in accordance with Article 405 of the CRR and Article 51 of the AIFMR.

On 21 December, 2015, the Norwegian Ministry of Finance adopted transitional rules to the new Norwegian financial companies act which entered into force on 1 January, 2016. The transitional rules correspond to the proposal from the Norwegian FSA and state that securitisations which closed in accordance with the existing Norwegian financial institutions act, and have notes remaining outstanding, may progress as agreed between the parties.

Bilcreditt 3 Limited
Monthly Investor Report

6. Counterparty Ratings, Trigger Levels and Consequences



Reporting Date 29.08.2016
 Payment date 25.08.2016
 Period No 44
 Monthly Period Jul 2016
 Interest Period: 25.07.2016 to 25.08.2016 = 31 days

Transaction Role		Counterparty		Rating Triggers								Trigger breached?	Summary of Contractual Requirements if Rating Trigger Breach
				Short Term				Long Term					
				Fitch		Moody's		Fitch		Moody's			
Criteria	Current	Criteria	Current	Criteria	Current	Criteria	Current	Criteria	Current				
Issuer	Bilcreditt 3 Limited		No rating		No rating		No rating		No rating		No rating	N/A	
Seller	Santander Consumer Bank AS		No rating		No rating		No rating		No rating		No rating	N/A	
Servicer	Santander Consumer Bank AS		No rating		No rating		No rating		No rating		No rating	N/A	
Servicer's Owner	Santander Consumer Finance	Downgrade 1	F1 Rating Watch Negative	F2	P-1 Review for possible Downgrade	P-2	A Rating Watch Negative	A- Outlook stable	A2 Review for possible Downgrade	A3	Y	The Servicing Agreement will provide that, if a Servicer's Owner Downgrade 1 occurs and for so long as it is continuing, (i) the Servicer shall (or, if the Seller is not the Servicer, the Seller shall), within 10 Business Days, procure that the Subordinated Loan Provider makes available to the Issuer an advance by way of deposit to the Commingling Reserve Account in an amount equal to the Commingling Reserve Required Amount; and (ii) the Servicer will, within 10 Business Days, instruct the Collections Account Bank to transfer to the Transaction Account within one Oslo Banking Day after receipt (or, in the case of exceptional circumstances causing an operational delay in the transfer, within three Oslo Banking Days after receipt) any and all Collections received from time to time in the Seller Collections Account. As at the date of this Prospectus, the Servicer's Owner's short term and long term unsecured, unsubordinated and unguaranteed indebtedness is rated P-2 and Baa2 or lower respectively by Moody's and, therefore, a Servicer's Owner Downgrade 1 has occurred. As a consequence, on or before the Note Issuance Date, the Commingling Reserve Account will be funded through the proceeds of an advance made by the Subordinated Loan Provider to the Issuer in an amount equal to the Commingling Reserve Required Amount. If the Servicer's Owner Downgrade 1 is cured, the amounts standing to the Commingling Reserve Account will be released.	
		Downgrade 2	F1 Rating Watch Negative	F2	N/A	P-2	A Rating Watch Negative	A- Outlook stable	Baa2 Review for possible Downgrade	A3	Y	The Servicer (or, if the Seller is not the Servicer, the Seller), shall, at its own cost, either: (i) within 14 calendar days, obtain from a third party with the Required Ratings a guarantee of the Seller's obligations under the Auto Portfolio Purchase Agreement to pay to the Issuer a Deemed Collection in the amount of any unpaid portion of the Principal amount of any Purchased Auto Loan corresponding to CPI Policy premium where the related CPI Policy has been cancelled (each a "CPI Deemed Collection"); or (ii) procure that, within 14 calendar days, the Servicer will establish and maintain a ledger on the Transaction Account (the "CPI Reserve Ledger") to hold an amount as determined by the Servicer or Seller which shall be made available by the Subordinated Loan Provider. Such amount shall be equal to the aggregate of all CPI Deemed Collections that would have been payable by the Seller in the event that, as at the immediately preceding Cut-Off Date, the CPI Policies relating to all outstanding Purchased Auto Loans had been cancelled.	
		Downgrade 3	N/A	F2	N/A	P-2	BBB- Rating Watch Negative	A- Outlook stable	Baa3 Review for possible Downgrade	A3	N	The Servicer, on behalf of the Issuer, will instruct the Debtors to make payments on Purchased Auto Loans to a specified account of the Issuer (the "Issuer Collections Account"); together with the Seller Collections Accounts, the "Collections Accounts") at the Collections Account Bank. On a daily basis, the Servicer will arrange for the transfer of the amounts on deposit in the Issuer Collections Account to the Transaction Account.	
		Downgrade 4	N/A	F2	N/A	P-2	B+ Rating Watch Negative	A- Outlook stable	B1 Review for possible Downgrade	A3	N	Must identify a Back up Servicer Servicer Termination Event	
Issuer Cross Currency Swap Provider	Deutsche Bank AG		F2	F1	P-2	P-2	BBB	A-	A3	Baa2	N	In the event that the relevant ratings of the Cross Currency Swap Counterparty fail to meet the relevant required ratings, the Cross Currency Swap Counterparty will, in accordance with the terms of the Cross Currency Swap Agreement, be required to elect to take certain remedial measures within the applicable time frame stipulated in such Swap Agreement (at its own cost) [which may include providing collateral for its obligations under the Cross Currency Swap Agreement, arranging for its obligations under the Cross Currency Swap Agreement to be transferred to an entity with the relevant required ratings; or procuring another entity with the required ratings to become co-obligor or guarantor, as applicable, in respect of its obligations under the Cross Currency Swap Agreement]. However, no assurance can be given that, at the time that such actions are required, sufficient collateral will be available to the Cross Currency Swap Counterparty or that another entity with the required ratings will be available to become a replacement cross-currency swap counterparty, co-obligor or guarantor or that the Cross Currency Swap Counterparty will be able to take the requisite other action.	
Issuer Cross Currency Swap Provider	Deutsche Bank AG	Moody's Second Rating Trigger/ Subsequent Fitch Rating Event	B	F1	P-3	P-2	BB+	A-	Baa1	Baa2	N	Replace Swap Counterparty	
Issuer Bank	Deutsche Bank AG		F1 Rating Watch Negative	F1	P-1 Review for possible Downgrade	P-2	A Rating Watch Negative	A-	A2 Review for possible downgrade	Baa2	Y	If at any time a Ratings Downgrade has occurred in respect of the Transaction Account Bank, then the Issuer shall (with the prior written consent of the Note Trustee) use reasonable endeavours to procure that, within 30 calendar days, the Issuer Secured Accounts, the Expenses Loan Payment Account and all of the funds standing to the credit of such accounts are transferred to another bank or banks who meet the Required Ratings (which bank shall be notified in writing by the Issuer to the Transaction Account Bank and approved in writing by the Note Trustee); the appointment of the Transaction Account Bank shall terminate on the date on which the appointment of the new transaction account bank becomes effective. Upon the transfer of the accounts to another bank or banks, the Issuer will procure that the new transaction account bank enters into an agreement substantially in the form of the Transaction Account Agreement and accedes to the Security Trust Deed.	
Paying Agent and related roles	Deutsche Bank AG			F1		P-2		A-		Baa2	N/A		
Corporate Service Provider	Deutsche International Corporate Services			F1		P-2		A-		Baa2	N/A		
Note Trustee and Security Trustee	Deutsche Trustee Company Limited			F1		P-2		A-		Baa2	N/A		
Collections Bank	SEB AB		F1 Rating Watch Negative	F1+	P-1 Review for possible Downgrade	P-1	A Rating Watch Negative	AA	A1 Review for possible downgrade	Aa3	N	If at any time a Ratings Downgrade has occurred, then the Issuer shall (with the prior written consent of the Note Trustee) use reasonable endeavours to procure that, within 30 calendar days, the Issuer Collections Account and all of the funds standing to the credit of the Issuer Collections Account are transferred to another bank or banks who meet the Required Ratings (which bank shall be notified in writing by the Issuer to the Collections Account Bank and approved in writing by the Note Trustee); the appointment of the Collections Account Bank shall terminate on the date on which the appointment of the new transaction account bank becomes effective. In addition, the appointment of the Issuer Collections Account Bank may be terminated in certain other circumstances including but not limited to the Collections Account Bank ceasing or threatening to cease to carry on its business or a substantial part of its business, a petition is presented to any competent court for the winding-up or dissolution of the Collections Account Bank, or the Collections Account Bank is rendered unable to perform its obligations under the Issuer Collections Account Agreement for a period of 60 days by earthquakes, storms, fire, floods, acts of God, insurrections, riots, epidemics, war, civil disturbances, governmental directions or regulations or any other circumstances beyond its reasonable control. Upon the transfer of the Issuer Collections Account to another bank, the Issuer will procure that the new transaction account bank enters into an agreement substantially in the form of the Issuer Collections Account Agreement and accedes to the Security Trust Deed and the Norwegian Security Agreement. The Collections Account Bank shall promptly give written notice to the Issuer, the Servicer, the Corporate Administrator and the Note Trustee of any Ratings Downgrade applicable to it.	

Bilkreditt 3 Limited
Monthly Investor Report

7.a Original Portfolio Principal Balance

Reporting Date	29.08.2016	
Payment date	25.08.2016	
Period No	44	
Monthly Period	Jul 2016	
Interest Period	from 25.07.2016	to 25.08.2016 = 31 days



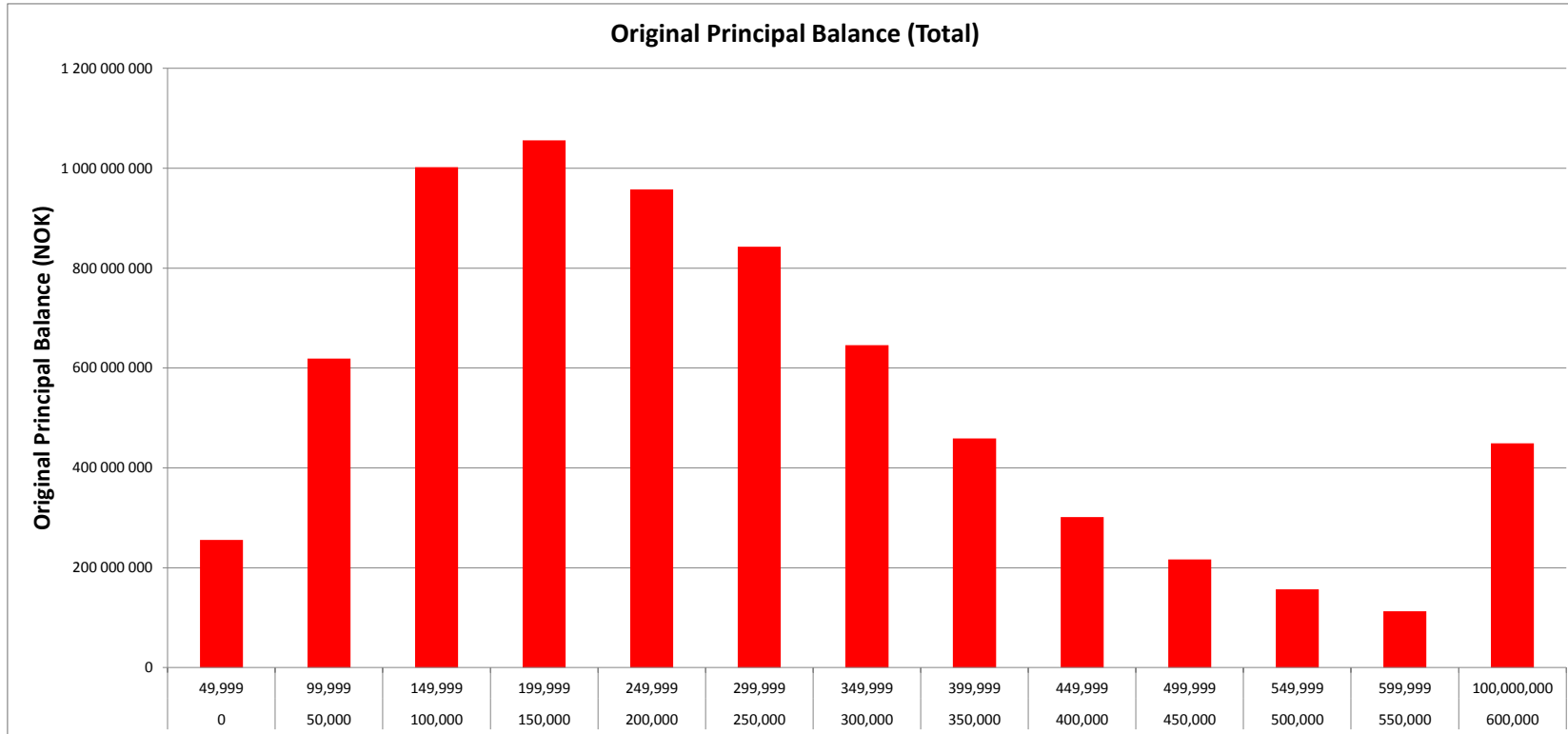
Average amount - all: 181.770

TOTAL											
Original balance	Min	Max	No	Original balance	% of outstanding balance	% of loans	WA mounths to maturity	WA seasoning			
	0	49 999	4 340	255 757 876	3,6 %	11 %	17,9	4,6			
	50 000	99 999	8 012	618 958 436	8,7 %	21 %	48,9	8,5			
	100 000	149 999	7 911	1 002 165 559	14,2 %	20 %	60,0	8,5			
	150 000	199 999	6 001	1 055 615 872	14,9 %	15 %	68,5	8,4			
	200 000	249 999	4 226	957 617 539	13,5 %	11 %	73,5	8,3			
	250 000	299 999	3 041	843 098 630	11,9 %	8 %	76,6	8,4			
	300 000	349 999	1 976	645 976 777	9,1 %	5 %	78,7	8,1			
	350 000	399 999	1 217	458 951 057	6,5 %	3 %	80,0	7,9			
	400 000	449 999	705	301 283 367	4,3 %	2 %	80,6	8,1			
	450 000	499 999	455	216 933 498	3,1 %	1 %	82,6	8,2			
	500 000	549 999	297	157 076 924	2,2 %	1 %	83,6	8,0			
	550 000	599 999	195	112 783 799	1,6 %	1 %	82,4	7,6			
	600 000	1 000 000	548	448 981 978	6,3 %	1 %	71,4	7,8			
	Total			38 924	7 075 201 312	100,00 %	100 %	68,77	8,1		

Bilkreditt 3 Limited
Monthly Investor Report

7.b Original Principal Balance Graph

Reporting Date	29.08.2016	
Payment date	25.08.2016	
Period No	44	
Monthly Period	Jul 2016	
Interest Period	from 25.07.2016	to 25.08.2016 = 31 days



Bil kreditt 3 Limited
Monthly Investor Report

8.a Outstanding Principal Balance



Reporting Date	29.08.2016	
Payment date	25.08.2016	
Period No	44	
Monthly Period	Jul 2016	
Interest Period	from 25.07.2016	to 25.08.2016 = 31 days

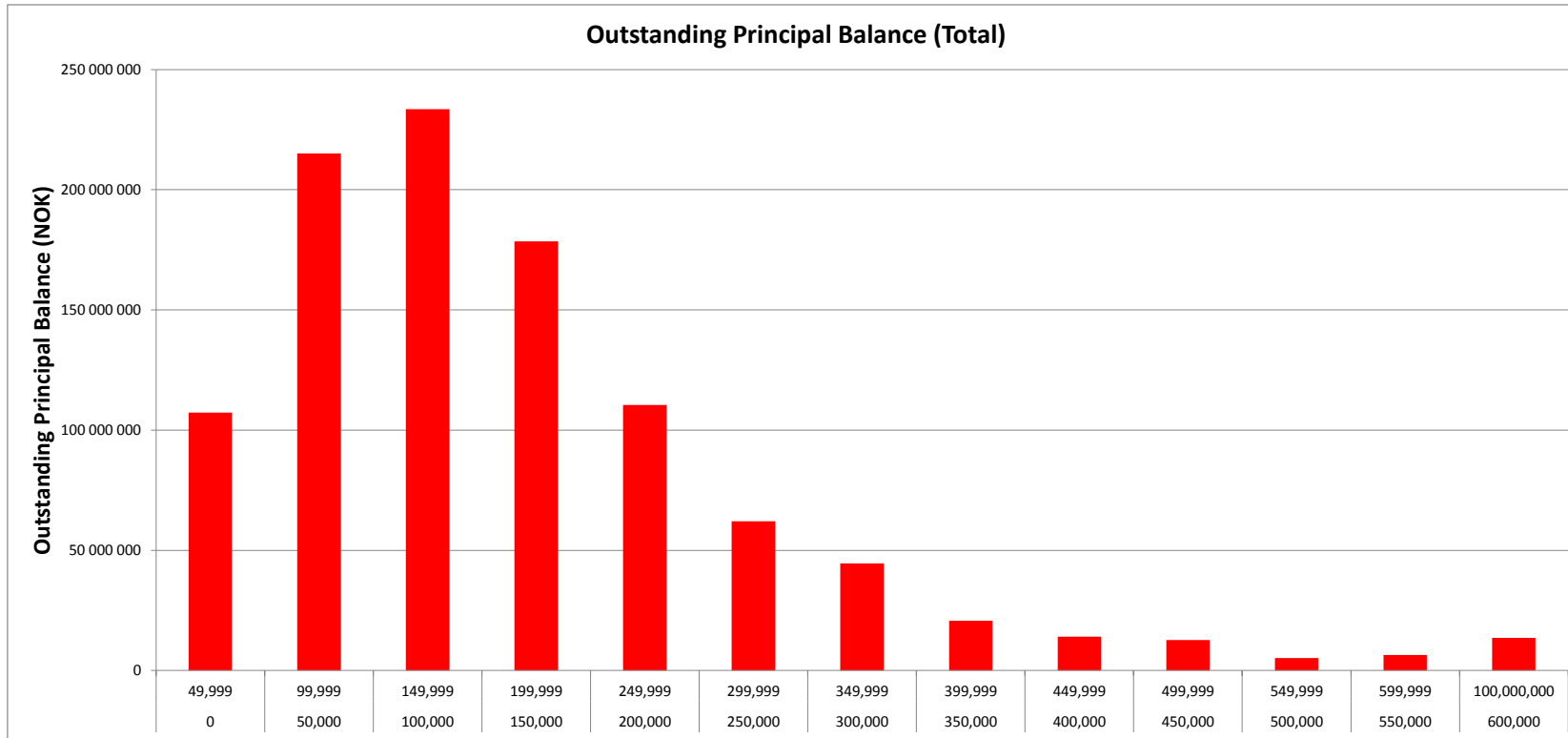
Average amount - all: 88 588

TOTAL									
	Min	Max	No	Outstanding balance	% of Outstanding balance	% of loans	WA months to maturity	WA seasoning	
Outstanding balance	0	49 999	4 686	107 260 215	10,47 %	40,54 %	15,76	52,14	
	50 000	99 999	2 926	215 146 560	21,01 %	25,31 %	31,40	52,31	
	100 000	149 999	1 896	233 450 466	22,80 %	16,40 %	40,29	52,09	
	150 000	199 999	1 033	178 521 875	17,43 %	8,94 %	47,52	51,95	
	200 000	249 999	497	110 459 586	10,79 %	4,30 %	53,59	51,60	
	250 000	299 999	229	62 069 921	6,06 %	1,98 %	58,20	51,65	
	300 000	349 999	138	44 550 707	4,35 %	1,19 %	61,04	51,45	
	350 000	399 999	55	20 644 243	2,02 %	0,48 %	60,78	51,38	
	400 000	449 999	33	14 052 205	1,37 %	0,29 %	67,48	51,07	
	450 000	499 999	27	12 695 316	1,24 %	0,23 %	66,65	50,56	
	500 000	549 999	10	5 185 994	0,51 %	0,09 %	66,24	51,94	
	550 000	599 999	11	6 396 025	0,62 %	0,10 %	54,47	52,03	
	600 000	100 000 000	18	13 554 484	1,32 %	0,16 %	67,36	51,38	
	Total			11 559	1 023 987 597	100 %	100 %	42,2	52,0

Bilkreditt 3 Limited
Monthly Investor Report

8.b Outstanding Principal Balance Graph

Reporting Date	29.08.2016	
Payment date	25.08.2016	
Period No	44	
Monthly Period	Jul 2016	
Interest Period	from 25.07.2016	to 25.08.2016 = 31 days



Bilkreditt 3 Limited
Monthly Investor Report

9.a Geographical Distribution



Reporting Date	29.08.2016	
Payment date	25.08.2016	
Period No	44	
Monthly Period	Jul 2016	
Interest Period	from 25.07.2016	to 25.08.2016 = 31 days

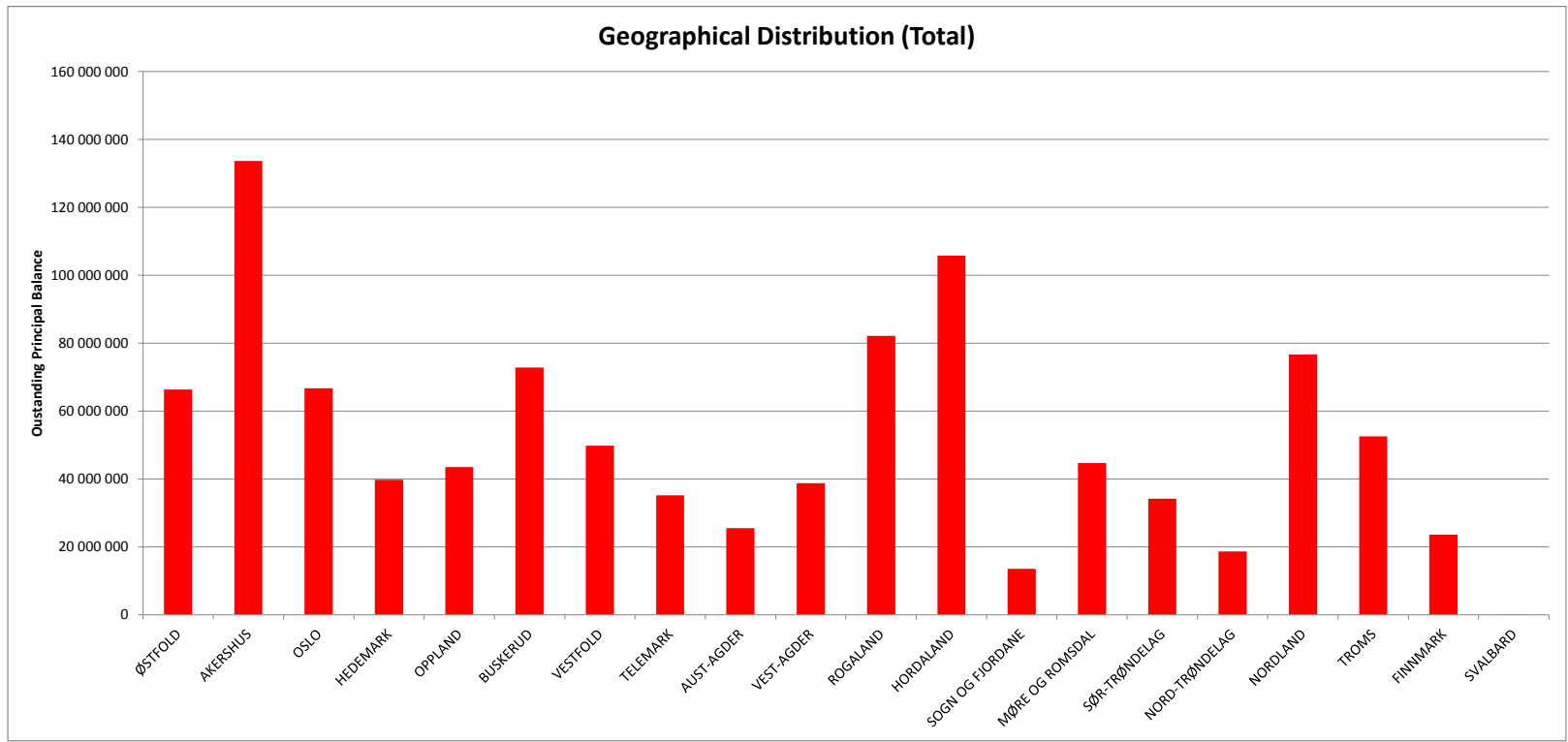
		TOTAL						
District code	No	Outstanding balance	% of Outstanding balance	% of Loans	District	WA months to maturity	WA seasoning	
0100	779	66 345 528	6,48 %	6,74 %	ØSTFOLD	44,7	51,8	
0200	1 536	133 713 811	13,06 %	13,29 %	AKERSHUS	41,5	51,9	
0300	719	66 677 213	6,51 %	6,22 %	OSLO	40,3	52,0	
0400	524	39 791 654	3,89 %	4,53 %	HEDEMARK	39,8	51,8	
0500	499	43 528 864	4,25 %	4,32 %	OPPLAND	40,0	52,1	
0600	883	72 804 637	7,11 %	7,64 %	BUSKERUD	40,4	52,0	
0700	598	49 835 715	4,87 %	5,17 %	VESTFOLD	42,5	51,7	
0800	417	35 217 835	3,44 %	3,61 %	TELEMARK	41,3	52,4	
0900	291	25 495 329	2,49 %	2,52 %	AUST-AGDER	43,3	51,9	
1000	395	38 753 737	3,78 %	3,42 %	VEST-AGDER	43,1	52,2	
1100	901	82 164 041	8,02 %	7,79 %	ROGALAND	43,9	52,3	
1200	1 148	105 779 420	10,33 %	9,93 %	HORDALAND	42,1	52,0	
1400	145	13 542 719	1,32 %	1,25 %	SOGN OG FJORDANE	41,6	52,0	
1500	494	44 705 592	4,37 %	4,27 %	MJØRE OG ROMSDAL	42,6	51,9	
1600	415	34 168 915	3,34 %	3,59 %	SØR-TRØNDELAG	40,9	52,3	
1700	237	18 634 721	1,82 %	2,05 %	NORD-TRØNDELAG	41,7	51,1	
1800	791	76 676 415	7,49 %	6,84 %	NORDLAND	44,2	51,7	
1900	558	52 529 503	5,13 %	4,83 %	TROMS	44,2	51,9	
2000	227	23 546 259	2,30 %	1,96 %	FINNMARK	42,6	51,9	
2100	2	75 689	0,01 %	0,02 %	SVALBARD	37,2	48,2	
Total:	11 559	1 023 987 597	100 %	100 %		42,2	52,0	

Bilkreditt 3 Limited
Monthly Investor Report

9.b Geographical Distribution Graph



Reporting Date	29.08.2016	
Payment date	25.08.2016	
Period No	44	
Monthly Period	Jul 2016	
Interest Period	from	25.07.2016 to 25.08.2016 = 31 days



Bilkreditt 3 Limited
Monthly Investor Report

10.a Interest Rate



Reporting Date	29.08.2016	
Payment date	25.08.2016	
Period No	44	
Monthly Period	Jul 2016	
Interest Period	from 25.07.2016	to 25.08.2016 = 31 days

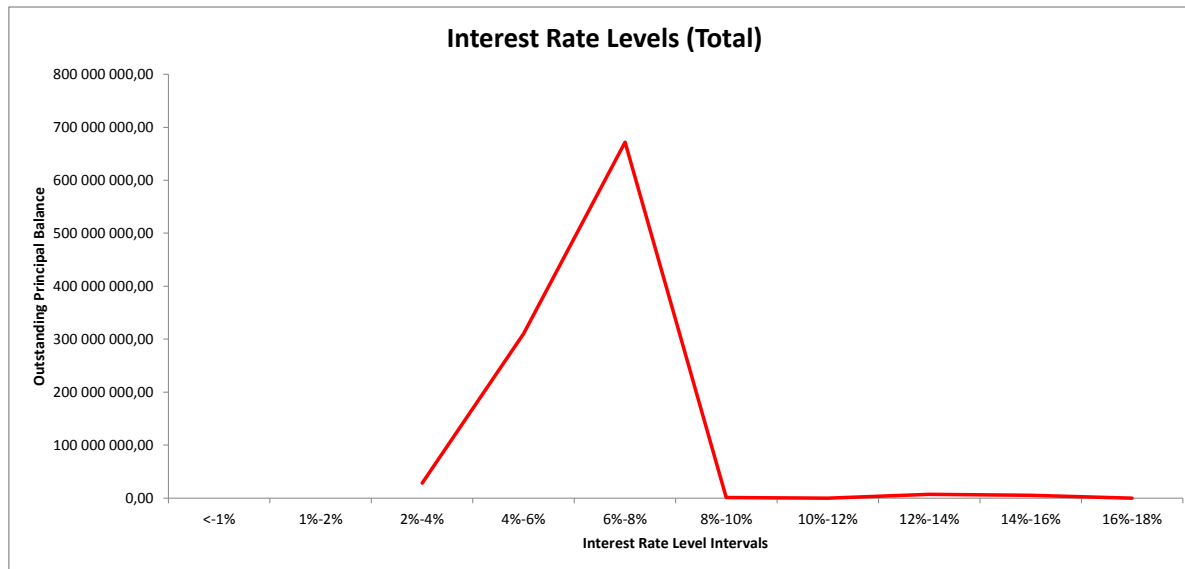
TOTAL						
Min (>=)	Max (<)	No	Outstanding balance	% of total Outstanding balance	WA months to maturity	WA seasoning
<	1 %	1	79 619	0,01 %	71,0	51,0
1 %	2 %					
2 %	4 %	313	27 996 327	2,73 %	41,1	51,6
4 %	6 %	3 059	310 448 986	30,32 %	44,4	52,1
6 %	8 %	7 608	671 860 524	65,61 %	41,6	51,9
8 %	10 %	14	853 792	0,08 %	34,9	52,5
10 %	12 %	1	25 417	0,00 %	7,0	54,0
12 %	14 %	376	7 112 089	0,69 %	21,8	52,1
14 %	16 %	186	5 604 562	0,55 %	33,1	52,7
16 %	18 %	1	6 281	0,00 %	34,0	51,0
Total		11 559	1 023 987 597	100 %	42,2	52,0

Bilkreditt 3 Limited
Monthly Investor Report

10.b Interest Rate



Reporting Date	29.08.2016	
Payment date	25.08.2016	
Period No	44	
Monthly Period	Jul 2016	
Interest Period	from	25.07.2016 to 25.08.2016 = 31 days



Bilkreditt 3 Limited
Monthly Investor Report

11.a Remaining Terms



Reporting Date	29.08.2016	
Payment date	25.08.2016	
Period No	44	
Monthly Period	Jul 2016	
Interest Period	from 25.07.2016	to 25.08.2016 = 31 days

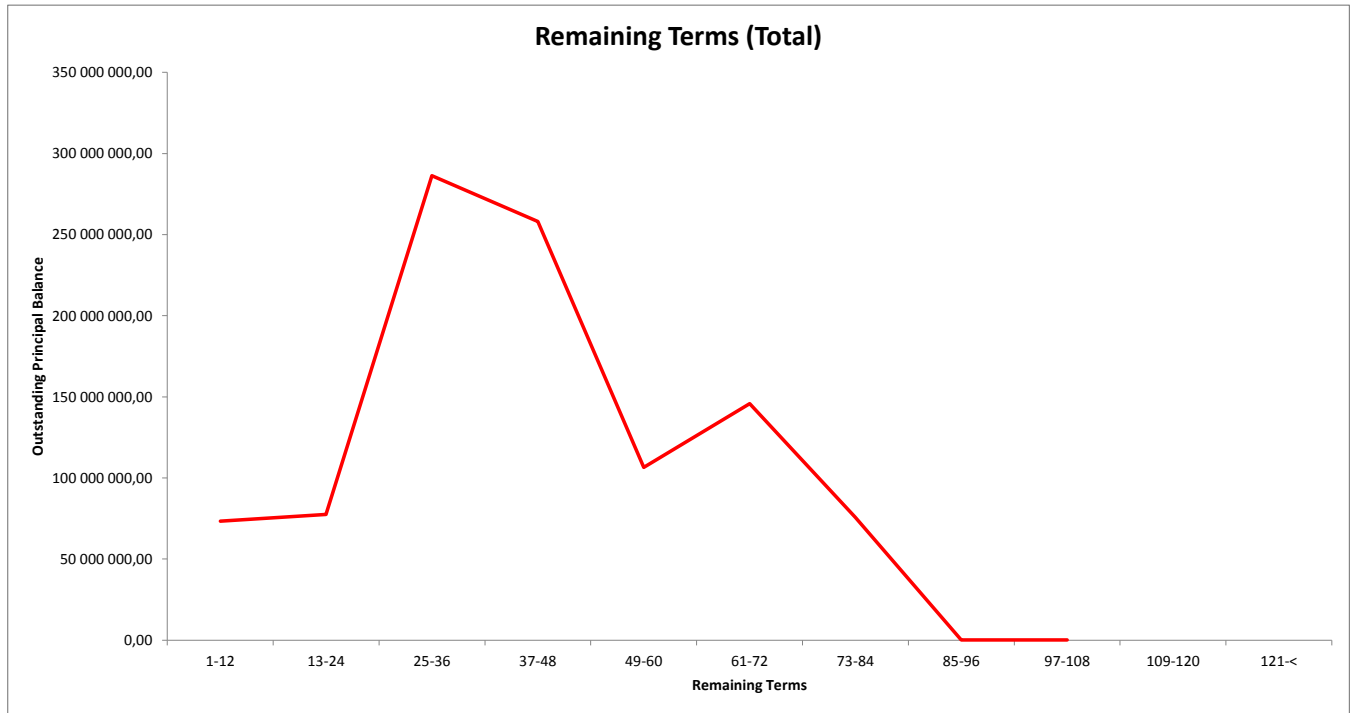
TOTAL								
	Min	Max	No	Outstanding balance	%	WA months to maturity	WA seasoning	
Months to maturity	0		12	3 201	73 454 711	7,17 %	8,7	52,3
	13		24	1 586	77 591 364	7,58 %	17,9	51,2
	25		36	3 148	286 375 973	27,97 %	31,7	53,1
	37		48	2 012	258 138 543	25,21 %	42,3	51,7
	49		60	597	106 483 336	10,40 %	52,6	50,2
	61		72	708	145 784 371	14,24 %	67,6	53,1
	73		84	305	75 805 943	7,40 %	75,5	49,4
	85		96	1	186 291	0,02 %	92,0	50,0
	97		108	1	167 065	0,02 %	102,0	59,0
	109		120					
	121							
	Total			11 559	1 023 987 597	100 %	42,2	52,0

Bilkreditt 3 Limited
Monthly Investor Report

11.b Remaining Terms



Reporting Date	29.08.2016	
Payment date	25.08.2016	
Period No	44	
Monthly Period	Jul 2016	
Interest Period	from	25.07.2016 to 25.08.2016 = 31 days



Bil kreditt 3 Limited
Monthly Investor Report

12.a Seasoning



Reporting Date	29.08.2016				
Payment date	25.08.2016				
Period No	44				
Monthly Period	Jul 2016				
Interest Period	from	25.07.2016	to	25.08.2016	= 31 days

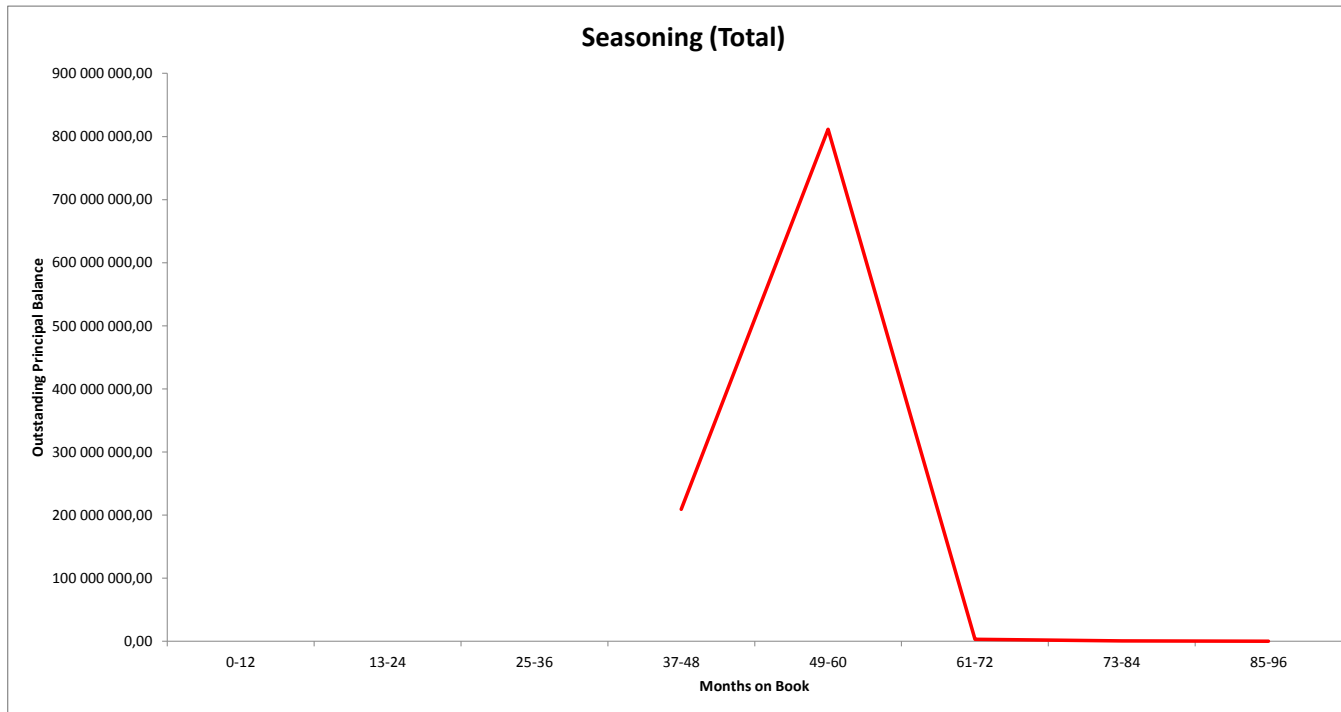
		TOTAL							
Months on book		Min	Max	No	Outstanding balance	% of Outstanding Balance	WA months to maturity	WA seasoning	
		0		12					
		13		24					
		25		36					
		37		48	2 140	209 038 004	20,41 %	45,8	47,6
		49		60	9 373	811 584 157	79,26 %	41,4	53,0
		61		72	38	2 979 953	0,29 %	29,1	64,4
		73		84	6	238 003	0,02 %	26,3	74,7
		85		96	2	147 480	0,01 %	34,3	86,2
Total				11 559		1 023 987 597	100,00 %	42,2	52,0

Bilkreditt 3 Limited
Monthly Investor Report

12.b Seasoning



Reporting Date	29.08.2016					
Payment date	25.08.2016					
Period No	44					
Monthly Period	Jul 2016					
Interest Period	from	25.07.2016	to	25.08.2016	=	31 days



**Bilkreditt 3 Limited
Monthly Investor Report**

13.a Vehicle type



Reporting Date	29.08.2016				
Payment date	25.08.2016				
Period No	44				
Monthly Period	Jul 2016				
Interest Period	from	25.07.2016	to	25.08.2016	= 31 days

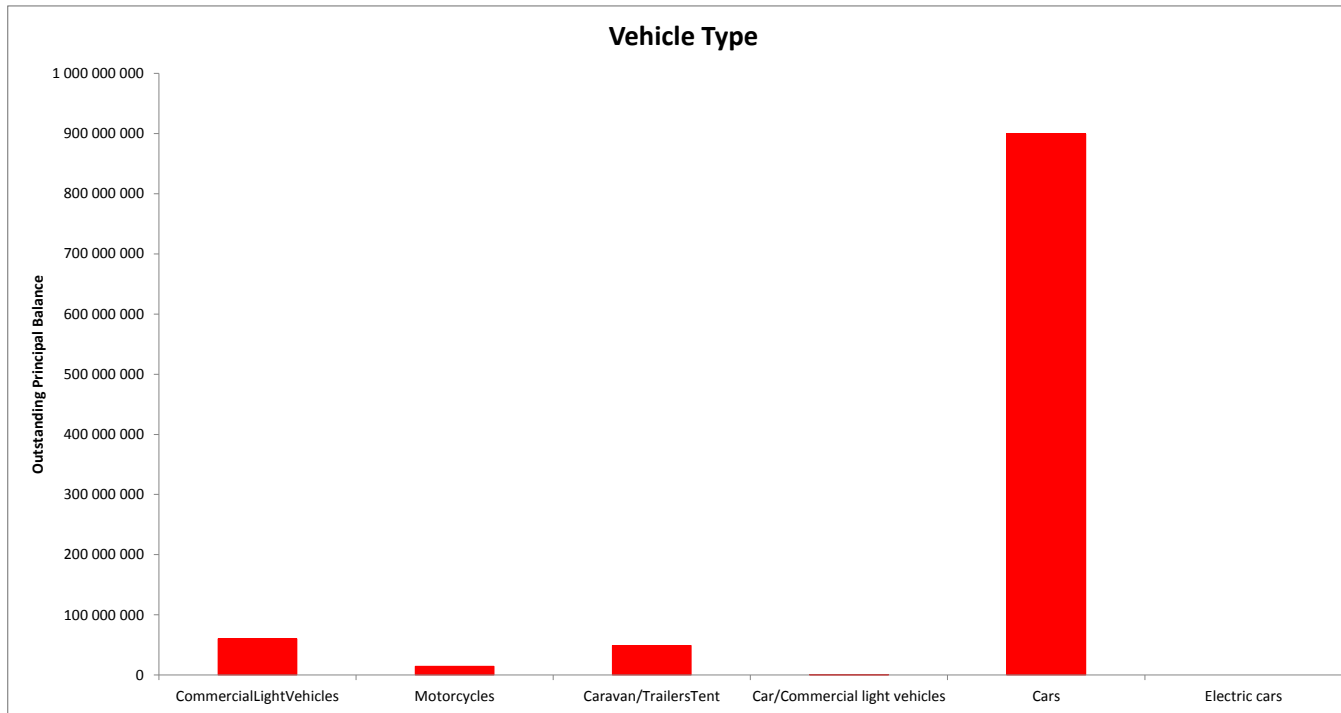
TOTAL						
Vehicle type	Min	No	Outstanding balance	% of Outstanding Balance	WA months to maturity	WA seasoning
CommercialLightVehicles		942	60 157 348	5,87 %	32,1	51,8
Motorcycles		326	14 674 976	1,43 %	34,3	50,8
Caravan/TrailersTent		559	49 199 547	4,80 %	49,2	50,9
Car/Commercial light vehicles		10	475 179	0,05 %	31,8	52,2
Cars		9 717	899 126 807	87,81 %	42,7	52,0
Electric cars		5	353 740	0,03 %	29,2	50,0
		11 559	1 023 987 597	100 %	42,2	52,0

Bilkreditt 3 Limited
Monthly Investor Report

13.b Vehicle type



Reporting Date	29.08.2016					
Payment date	25.08.2016					
Period No	44					
Monthly Period	Jul 2016					
Interest Period	from	25.07.2016	to	25.08.2016	=	31 days



Bilkreditt 3 Limited
Monthly Investor Report

14.a Hybrid loans



Reporting Date	29.08.2016				
Payment date	25.08.2016				
Period No	44				
Monthly Period	Jul 2016				
Interest Period	from	25.07.2016	to	25.08.2016	= 31 days

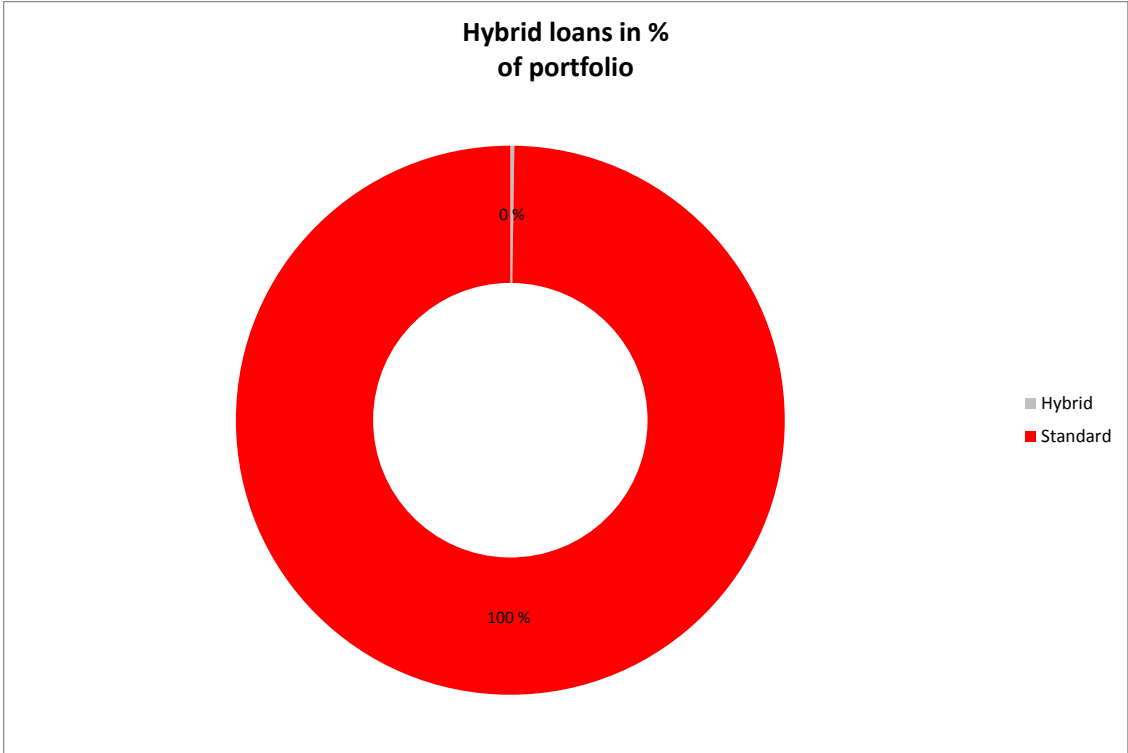
Hybrid loans in % of portfolio	TOTAL					
	Min	No	Outstanding balance	% of Outstanding Balance	WA months to maturity	WA seasoning
Hybrid		15	2 397 387	0,23 %	9,8	53,3
Standard		11 544	1 021 590 210	99,77 %	42,3	52,0
Total		11 559	1 023 987 597	100 %	42,2	52,0

Bilkreditt 3 Limited
Monthly Investor Report

14.b Hybrid loans



Reporting Date	29.08.2016	
Payment date	25.08.2016	
Period No	44	
Monthly Period	Jul 2016	
Interest Period	from	25.07.2016 to 25.08.2016 = 31 days



**Bilkreditt 3 Limited
Monthly Investor Report**

15.a # loans per borrower



Reporting Date	29.08.2016	
Payment date	25.08.2016	
Period No	44	
Monthly Period	Jul 2016	
Interest Period	from 25.07.2016	to 25.08.2016 = 31 days

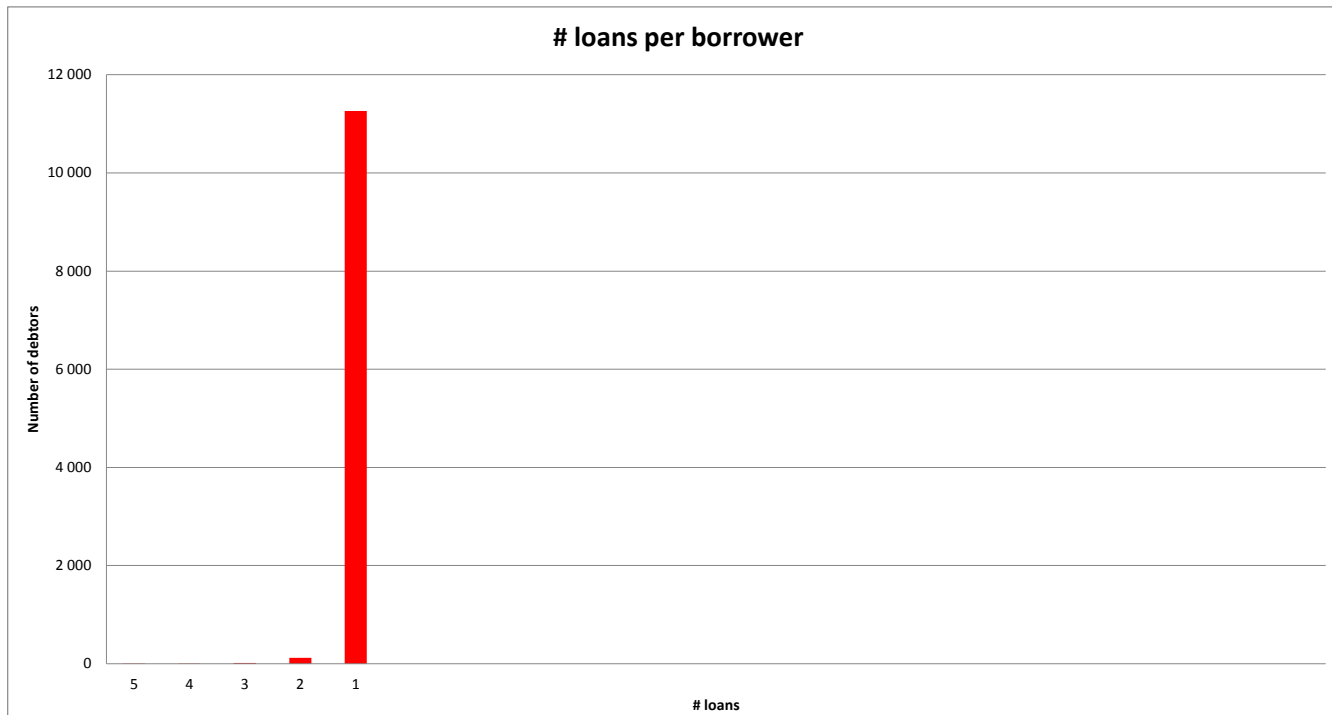
TOTAL				
	Total number of loans	Total number of debtors	Outstanding balance	%
	5	1	102 238	0,01 %
	4	2	321 201	0,03 %
	3	16	4 335 854	0,42 %
	2	118	18 770 263	1,83 %
	1	11 262	1 000 458 041	97,70 %
Total:		11 399	1 023 987 597	100 %

Bilkreditt 3 Limited
Monthly Investor Report

15.b # loans per borrower



Reporting Date	29.08.2016					
Payment date	25.08.2016					
Period No	44					
Monthly Period	Jul 2016					
Interest Period	from	25.07.2016	to	25.08.2016	=	31 days



Bil kreditt 3 Limited
Monthly Investor Report

16.a Amortization Profile



Reporting Date	29.08.2016	
Payment date	25.08.2016	
Period No	44	
Monthly Period	Jul 2016	
Interest Period	from 25.07.2016	to 25.08.2016 = 31 days

TOTAL						
Period	Opening Balance	Closing Balance	Amortization	Interest	Yield	Percentage
1	1 023 987 597	991 220 051	32 767 546	5 495 374	6,44 %	96,80 %
2	991 220 051	956 061 325	35 158 726	5 316 873	6,44 %	93,37 %
3	956 061 325	922 891 382	33 169 943	5 132 534	6,44 %	90,13 %
4	922 891 382	890 506 795	32 384 587	4 952 971	6,44 %	86,96 %
5	890 506 795	858 332 254	32 174 541	4 775 217	6,43 %	83,82 %
6	858 332 254	826 865 601	31 466 643	4 600 805	6,43 %	80,75 %
7	826 865 601	796 309 029	30 556 572	4 430 463	6,43 %	77,77 %
8	796 309 029	767 225 184	29 083 845	4 268 175	6,43 %	74,93 %
9	767 225 184	739 088 571	28 136 613	4 110 535	6,43 %	72,18 %
10	739 088 571	711 898 105	27 190 466	3 958 166	6,43 %	69,52 %
11	711 898 105	685 763 725	26 134 380	3 810 578	6,42 %	66,97 %
12	685 763 725	660 677 453	25 086 271	3 669 654	6,42 %	64,52 %
13	660 677 453	636 582 168	24 095 285	3 534 565	6,42 %	62,17 %
14	636 582 168	613 367 008	23 215 160	3 404 870	6,42 %	59,90 %
15	613 367 008	590 327 328	23 039 681	3 279 730	6,42 %	57,65 %
16	590 327 328	567 517 579	22 809 748	3 155 486	6,41 %	55,42 %
17	567 517 579	544 886 022	22 631 557	3 032 495	6,41 %	53,21 %
18	544 886 022	522 454 902	22 431 121	2 910 573	6,41 %	51,02 %
19	522 454 902	500 235 933	22 218 969	2 789 767	6,41 %	48,85 %
20	500 235 933	478 157 890	22 078 042	2 670 154	6,41 %	46,70 %

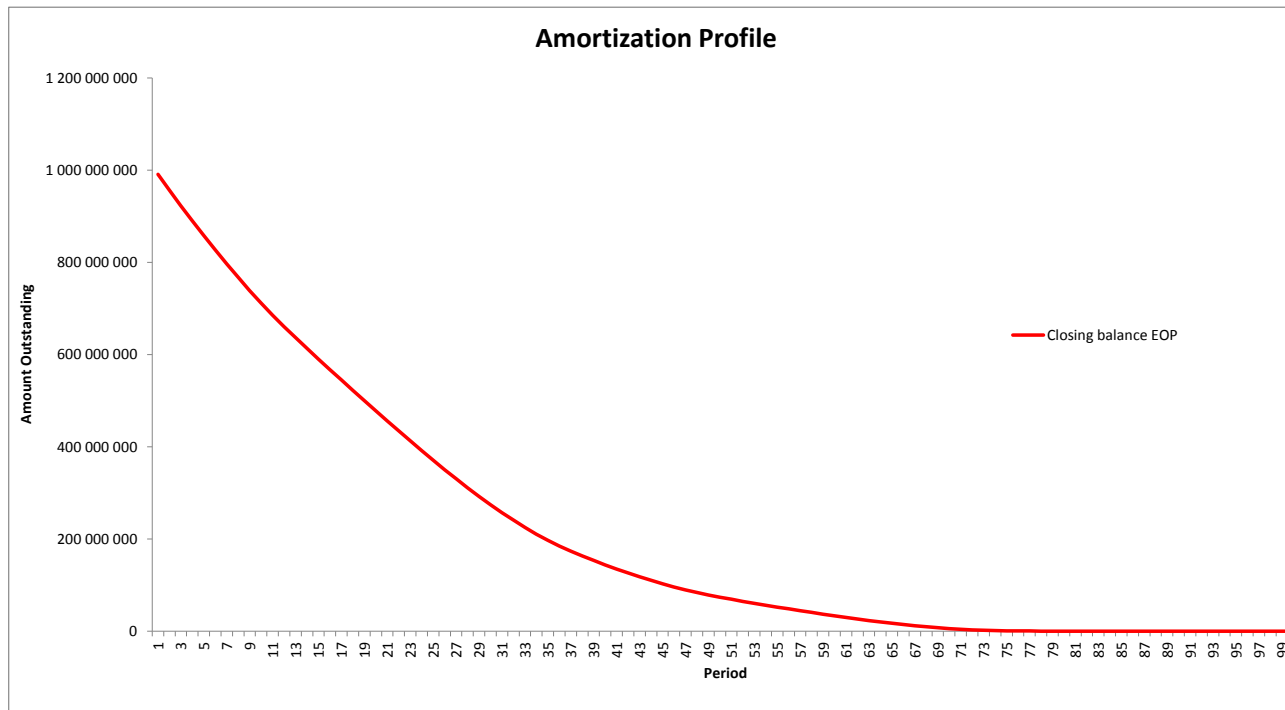
Amortization profile (first 20 periods)

Bilkreditt 3 Limited
Monthly Investor Report

16.b Amortization Profile



Reporting Date	29.08.2016					
Payment date	25.08.2016					
Period No	44					
Monthly Period	Jul 2016					
Interest Period	from	25.07.2016	to	25.08.2016	=	31 days



Bilkreditt 3 Limited
Monthly Investor Report

17.a Payment Holidays



Reporting Date	29.08.2016	
Payment date	25.08.2016	
Period No	44	
Monthly Period	Jul 2016	
Interest Period	from 25.07.2016	to 25.08.2016 = 31 days

Period	No	TOTAL	
		Number of periods granted	Sum of payments
201211	607	913	3 176 023
201212	775	1 239	4 172 190
201301	641	1 142	4 294 357
201302	611	967	3 379 047
201303	754	1 096	3 719 272
201304	513	758	2 672 837
201305	484	685	2 597 695
201306	422	620	2 179 602
201307	563	744	2 715 301
201308	413	590	2 052 194
201309	369	505	1 859 691
201310	389	570	1 956 048
201311	556	788	2 722 952
201312	573	763	2 685 537
201401	472	747	2 657 795
201402	486	731	2 533 721
201403	618	863	3 202 856
201404	431	586	2 081 189
201405	471	708	2 741 102
201406	641	1 074	4 181 210
201407	616	927	3 593 852
201408	425	617	2 245 921
201409	482	730	2 618 573
201410	498	799	2 866 267
201411	579	860	2 895 832
201412	570	773	2 627 520
201501	382	621	2 203 071
201502	462	738	2 645 676
201503	590	865	2 914 510
201504	331	467	1 679 986
201505	271	396	1 618 783
201506	305	496	1 876 675
201507	336	500	1 852 517
201508	285	398	1 477 141
201509	289	434	1 567 640
201510	285	468	1 665 076
201511	381	563	2 027 586
201512	359	482	1 668 103
201601	265	427	1 540 068
201602	286	435	1 549 780
201603	332	457	1 624 523
201604	234	341	1 183 980
201605	222	337	1 197 835
201606	231	380	1 310 448
201607	188	254	989 579
Total:	19 993	29 854	107 021 561

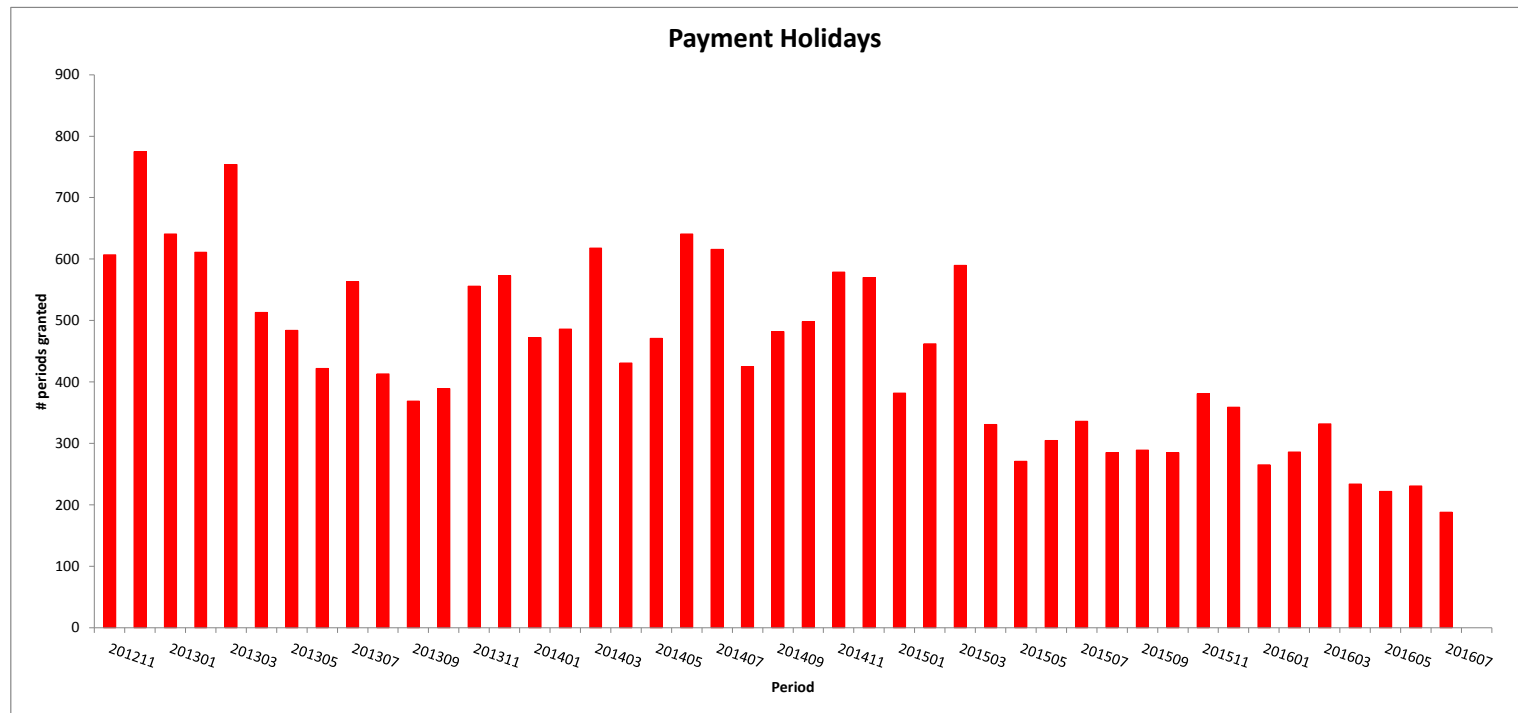
Payment Holiday

Bilkreditt 3 Limited
Monthly Investor Report

17.b Payment Holidays



Reporting Date	29.08.2016				
Payment date	25.08.2016				
Period No	44				
Monthly Period	Jul 2016				
Interest Period	from	25.07.2016	to	25.08.2016	= 31 days



Bilkreditt 3 Limited
Monthly Investor Report

18.a Payment Holidays >31dpd



Reporting Date	29.08.2016	
Payment date	25.08.2016	
Period No	44	
Monthly Period	Jul 2016	
Interest Period	from 25.07.2016	to 25.08.2016 = 31 days

Period	TOTAL		
	No	Number of periods granted	Sum of payments
201211	0	0	0
201212	0	0	0
201301	0	0	0
201302	0	0	0
201303	0	0	0
201304	0	0	0
201305	1	1	3 071
201306	0	0	0
201307	0	0	0
201308	1	1	3 166
201309	0	0	0
201310	0	0	0
201311	0	0	0
201312	0	0	0
201401	0	0	0
201402	0	0	0
201403	0	0	0
201404	0	0	0
201405	0	0	0
201406	0	0	0
201407	1	1	2 184
201408	0	0	0
201409	0	0	0
201410	0	0	0
201411	0	0	0
201412	0	0	0
201501	0	0	0
201502	0	0	0
201503	1	1	7 260
201504	0	0	0
201505	0	0	0
201506	0	0	0
201507	0	0	0
201508	0	0	0
201509	0	0	0
201510	0	0	0
201511	1	1	5 940
201512	0	0	0
201601	0	0	0
201602	0	0	0
201603	0	0	0
201604	0	0	0
201605	0	0	0
201606	0	0	0
201607	0	0	0
Total:	5	5	21 621

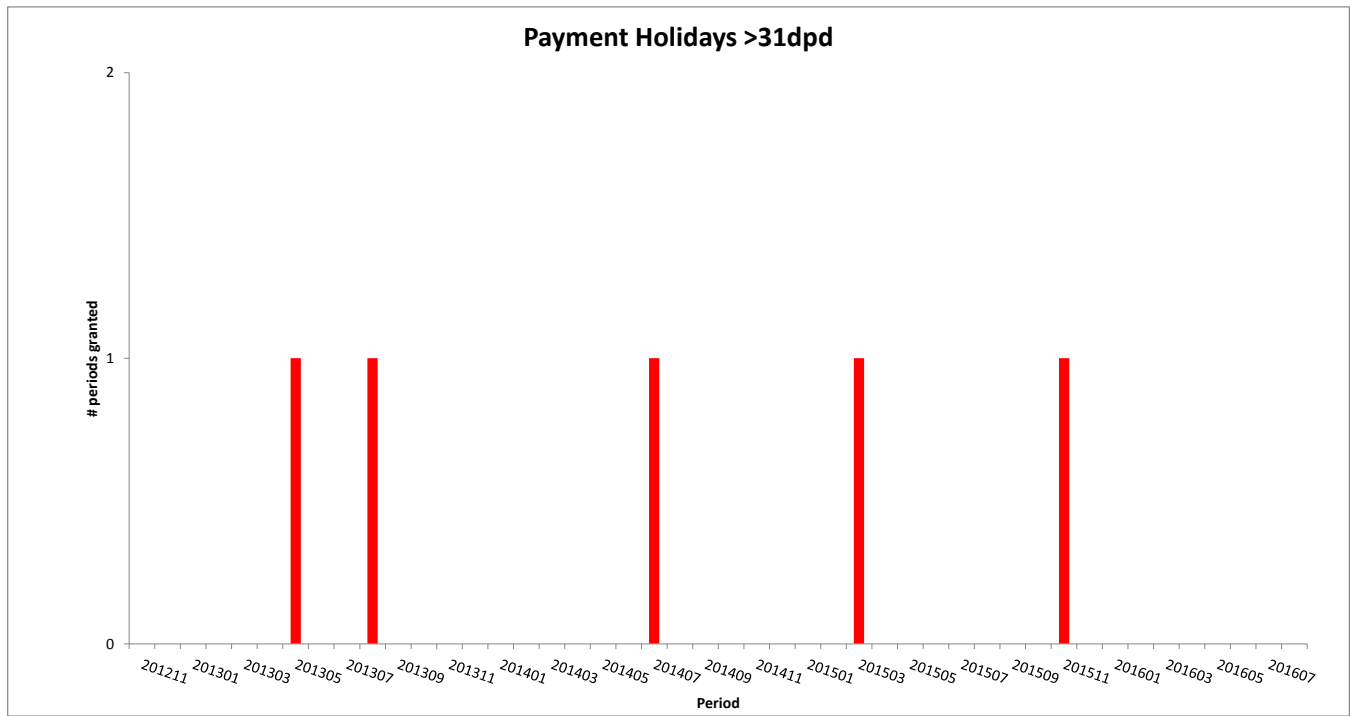
Payment Holiday

Bilkreditt 3 Limited
Monthly Investor Report

18.b Payment Holidays >31dpd



Reporting Date	29.08.2016					
Payment date	25.08.2016					
Period No	44					
Monthly Period	Jul 2016					
Interest Period	from	25.07.2016	to	25.08.2016	=	31 days



Bilkreditt 3 Limited
Monthly Investor Report

19.a Dynamic Interest rate



Reporting Date	29.08.2016	
Payment date	25.08.2016	
Period No	44	
Monthly Period	Jul 2016	
Interest Period	from 25.07.2016	to 25.08.2016 = 31 days

TOTAL		
Period	Closing balance	WA Interest rate
201211	6 856 701 169	6,212 %
201212	6 668 597 489	6,213 %
201301	6 473 305 269	6,210 %
201302	6 279 683 182	6,210 %
201303	6 106 056 350	6,212 %
201304	5 906 069 750	6,209 %
201305	5 704 792 294	6,208 %
201306	5 512 386 988	6,470 %
201307	5 305 720 151	6,469 %
201308	5 130 737 325	6,465 %
201309	4 948 482 581	6,466 %
201310	4 771 916 608	6,465 %
201311	4 604 393 368	6,464 %
201312	4 462 056 852	6,463 %
201401	4 310 924 256	6,463 %
201402	4 155 000 628	6,463 %
201403	3 995 432 937	6,465 %
201404	3 844 595 820	6,466 %
201405	3 696 597 934	6,465 %
201406	3 539 920 483	6,465 %
201407	3 387 504 130	6,465 %
201408	3 262 106 158	6,464 %
201409	3 124 867 136	6,463 %
201410	2 976 552 639	6,470 %
201411	2 861 586 202	6,460 %
201412	2 740 083 044	6,467 %
201501	2 627 202 089	6,468 %
201502	2 511 654 217	6,470 %
201503	2 390 123 326	6,475 %
201504	2 289 108 903	6,475 %
201505	2 186 772 957	6,474 %
201506	2 068 689 235	6,473 %
201507	1 961 887 001	6,472 %
201508	1 863 366 621	6,237 %
201509	1 767 059 495	6,242 %
201510	1 674 873 225	6,242 %
201511	1 591 353 724	6,243 %
201512	1 508 779 985	6,243 %
201601	1 438 679 184	6,243 %
201602	1 360 010 515	6,243 %
201603	1 285 287 401	6,244 %
201604	1 215 422 688	6,244 %
201605	1 153 368 326	6,241 %
201606	1 083 096 644	6,241 %
201607	1 023 987 597	6,244 %

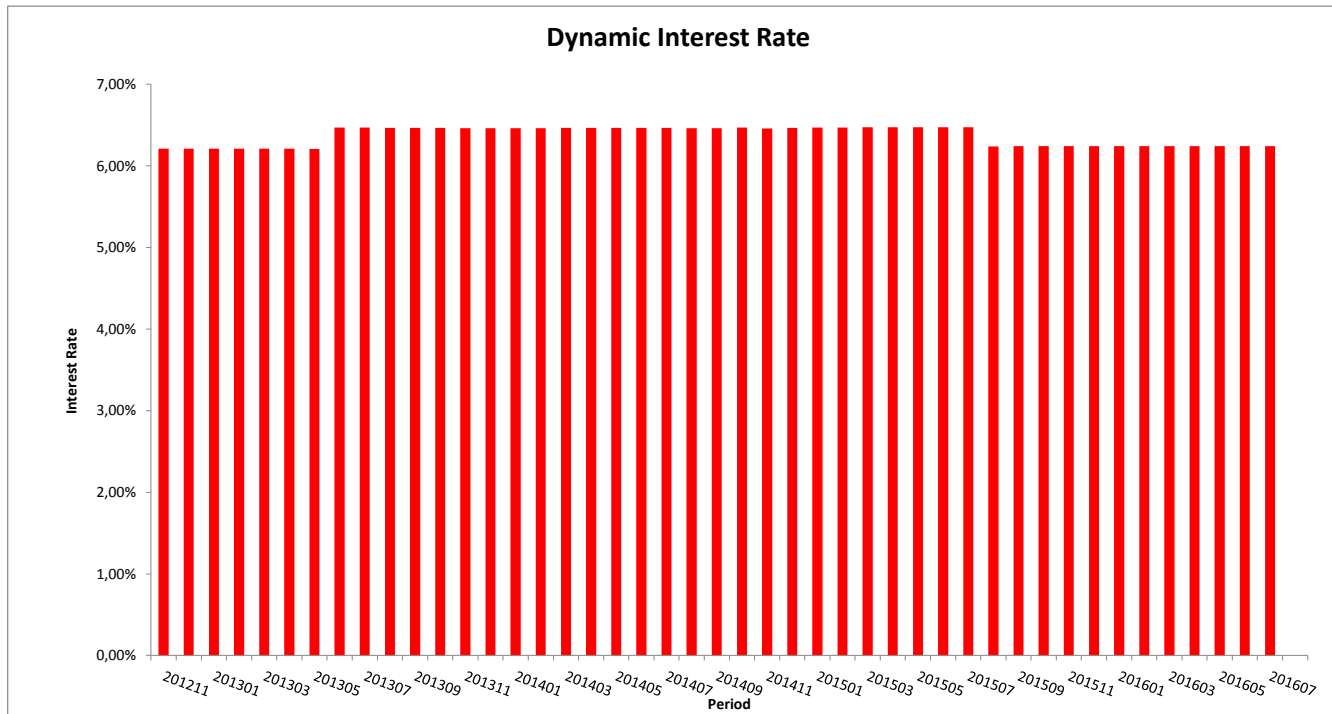
Interest rate evolution

Bilkreditt 3 Limited
Monthly Investor Report

19.b Dynamic Interest Rate



Reporting Date	29.08.2016				
Payment date	25.08.2016				
Period No	44				
Monthly Period	Jul 2016				
Interest Period	from	25.07.2016	to	25.08.2016	= 31 days



Bilkreditt 3 Limited
Monthly Investor Report

20.a Borrower Type



Reporting Date	29.08.2016
Payment date	25.08.2016
Period No	44
Monthly Period	Jul 2016
Interest Period	from 25.07.2016 to 25.08.2016 = 31 days

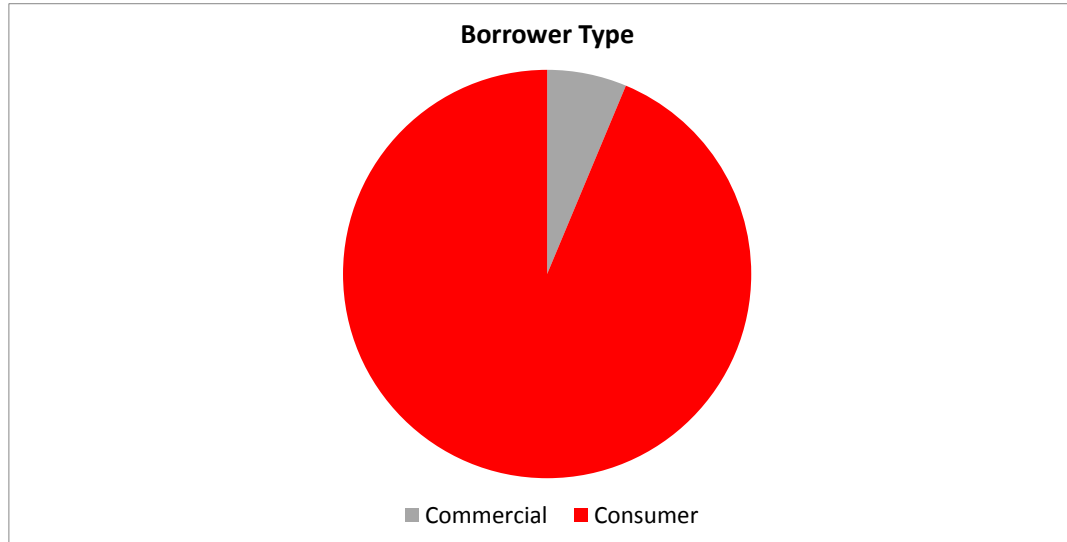
TOTAL						
Borrower Type	Borrower type	No	Outstanding balance	%	WA months to maturity	WA seasoning
	Commercial	792	64 576 520	6,31 %	31,1	51,5
	Consumer	10 767	959 411 077	93,69 %	43,0	52,0
	Total	11 559	1 023 987 597	100 %	42,2	52,0

Bilkreditt 3 Limited
Monthly Investor Report

20.b Borrower Type



Reporting Date	29.08.2016				
Payment date	25.08.2016				
Period No	44				
Monthly Period	Jul 2016				
Interest Period	from	25.07.2016	to	25.08.2016	= 31 days



Bilkreditt 3 Limited
Monthly Investor Report

21.a Vehicle Condition



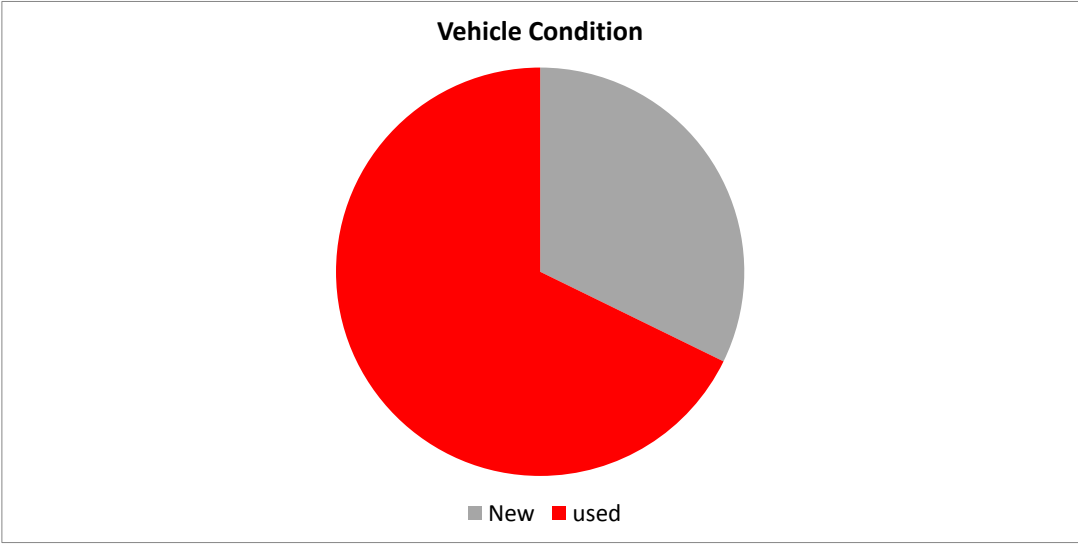
Reporting Date	29.08.2016
Payment date	25.08.2016
Period No	44
Monthly Period	Jul 2016
Interest Period	from 25.07.2016 to 25.08.2016 = 31 days

Vehicle condition	TOTAL					
	Vehicle condition	No	Outstanding balance	%	WA months to maturity	WA seasoning
	New	2 810	330 074 839	32,23 %	45,8	52,0
	used	8 749	693 912 758	67,77 %	40,5	51,9
		11 559	1 023 987 597	100 %	42,2	52,0

21.b Vehicle Condition



Reporting Date	29.08.2016				
Payment date	25.08.2016				
Period No	44				
Monthly Period	Jul 2016				
Interest Period	from	25.07.2016	to	25.08.2016	= 31 days



**Bilkreditt 3 Limited
Monthly Investor Report**

22.a Downpayment



Reporting Date	29.08.2016	
Payment date	25.08.2016	
Period No	44	
Monthly Period	Jul 2016	
Interest Period	from 25.07.2016	to 25.08.2016 = 31 days

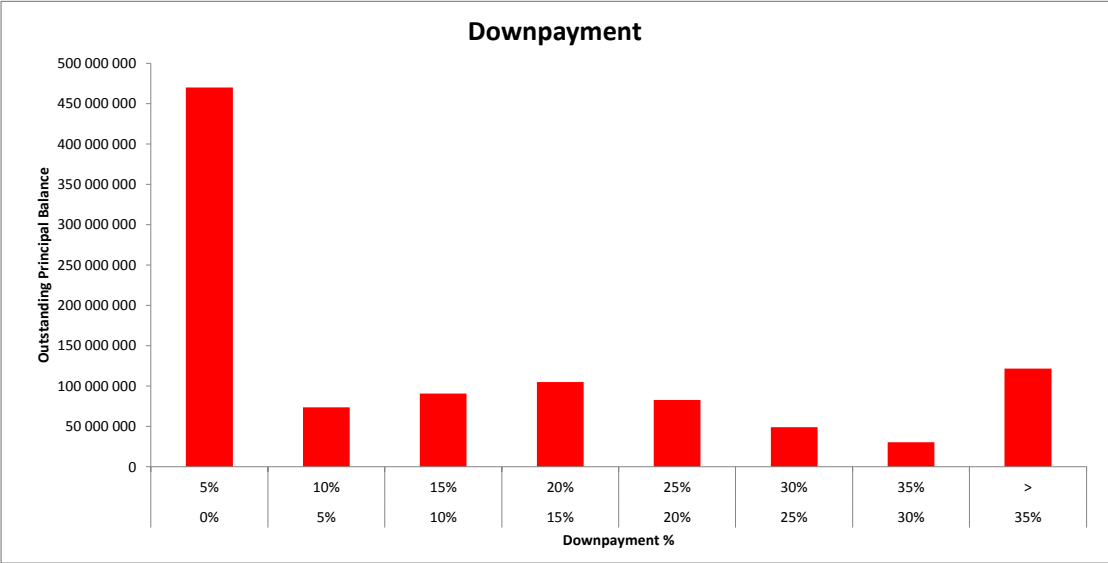
TOTAL							
Downpayment %	Min (>=)	Max (<)	No	Outstanding balance	%	WA months to maturity	WA seasoning
	0 %	5 %	5 109	470 151 234	45,91 %	40,3	51,8
	5 %	10 %	658	73 660 640	7,19 %	45,1	52,2
	10 %	15 %	918	90 815 054	8,87 %	43,0	52,2
	15 %	20 %	1 063	105 247 834	10,28 %	45,3	52,2
	20 %	25 %	918	82 812 888	8,09 %	45,5	52,1
	25 %	30 %	586	49 133 066	4,80 %	44,9	52,0
	30 %	35 %	387	30 503 210	2,98 %	42,2	51,8
	35 % >		1 920	121 663 671	11,88 %	41,6	51,9
	Total		11 559	1 023 987 597	100 %	42,2	52,0

**Bilkreditt 3 Limited
Monthly Investor Report**

22.b Downpayment



Reporting Date	29.08.2016	
Payment date	25.08.2016	
Period No	44	
Monthly Period	Jul 2016	
Interest Period	from 25.07.2016	to 25.08.2016 = 31 days



Bilkreditt 3 Limited
Monthly Investor Report

23.a Repayment Type



Reporting Date	29.08.2016
Payment date	25.08.2016
Period No	44
Monthly Period	Jul 2016
Interest Period	from 25.07.2016 to 25.08.2016 = 31 days

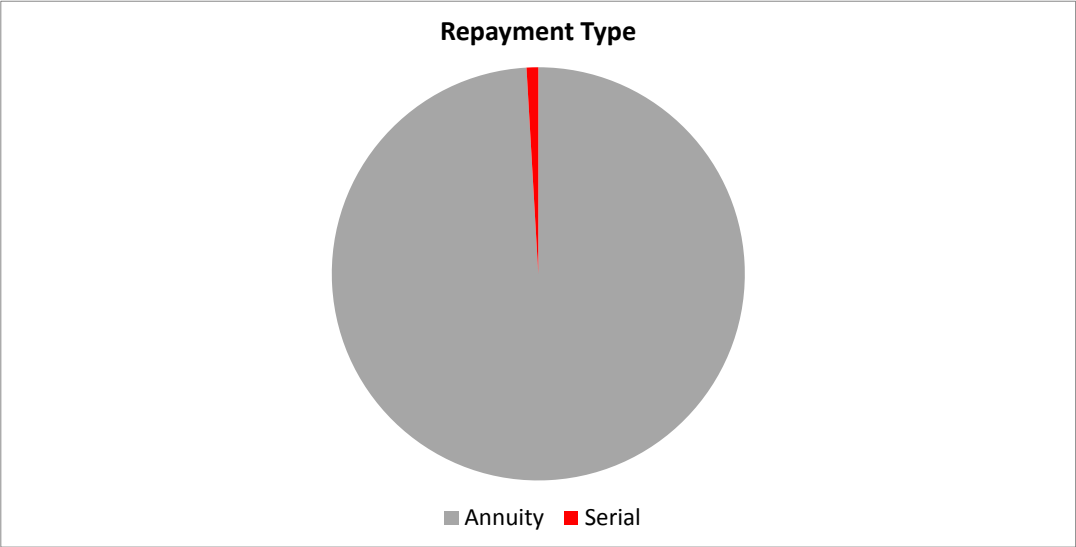
Repayment Type	TOTAL				
	Repayment Type	No	Outstanding balance	%	WA months to maturity
Annuity	11 452	1 014 655 224	99,09 %	42,4	52,0
Serial	107	9 332 373	0,91 %	21,4	51,4
	11 559	1 023 987 597	100 %	42,2	52,0

Bilkreditt 3 Limited
Monthly Investor Report

23.b Repayment Type



Reporting Date		29.08.2016			
Payment date		25.08.2016			
Period No		44			
Monthly Period		Jul 2016			
Interest Period	from	25.07.2016	to	25.08.2016	= 31 days



**Bil kreditt 3 Limited
Monthly Investor Report**

24.a Dynamic Pre-Payments



Reporting Date	29.08.2016				
Payment date	25.08.2016				
Period No	44				
Monthly Period	Jul 2016				
Interest Period	from 25.07.2016	to 25.08.2016	=	31 days	

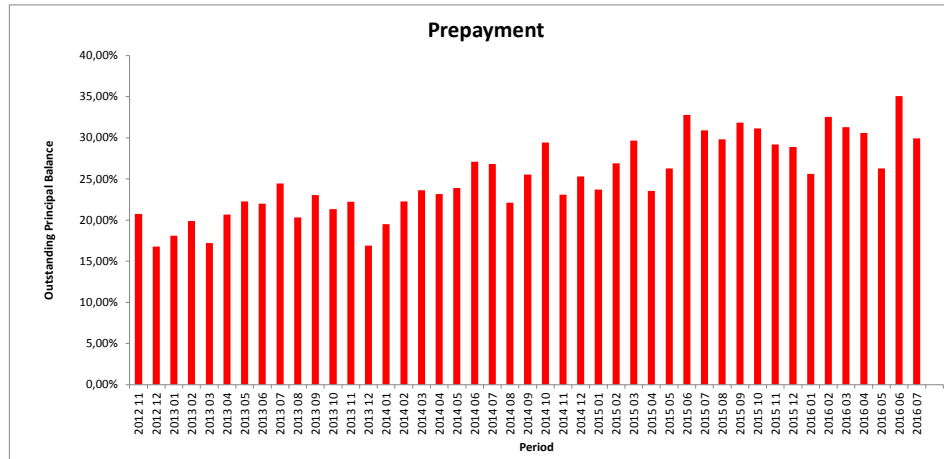
Period	TOTAL		
	Sum of Pre-Payments	Closing Balance	CPR Annual
2012 11	131 657 969	6 856 605 716	20,8 %
2012 12	101 297 328	6 668 597 489	16,8 %
2013 01	106 876 925	6 473 305 269	18,1 %
2013 02	114 948 069	6 279 683 182	19,9 %
2013 03	95 242 593	6 106 056 350	17,2 %
2013 04	112 753 054	5 906 069 750	20,7 %
2013 05	118 534 866	5 704 792 294	22,3 %
2013 06	112 845 074	5 512 386 988	22,0 %
2013 07	122 374 185	5 305 720 151	24,4 %
2013 08	96 244 846	5 130 737 325	20,3 %
2013 09	106 889 885	4 948 482 581	23,1 %
2013 10	94 452 343	4 771 916 608	21,3 %
2013 11	95 381 294	4 604 393 368	22,2 %
2013 12	68 355 945	4 462 056 852	16,9 %
2014 01	77 278 981	4 310 924 256	19,5 %
2014 02	86 314 743	4 155 000 628	22,3 %
2014 03	88 697 574	3 995 432 937	23,6 %
2014 04	83 538 412	3 844 595 820	23,2 %
2014 05	83 163 150	3 696 597 934	23,9 %
2014 06	91 994 033	3 539 920 483	27,1 %
2014 07	87 059 444	3 387 504 130	26,8 %
2014 08	67 215 619	3 262 106 158	22,1 %
2014 09	75 771 261	3 124 867 136	25,5 %
2014 10	85 198 101	2 976 552 639	29,4 %
2014 11	61 852 940	2 861 586 202	23,1 %
2014 12	65 757 653	2 740 083 044	25,3 %
2015 01	58 608 814	2 627 202 089	23,7 %
2015 02	64 722 639	2 511 654 217	26,9 %
2015 03	69 035 602	2 390 123 326	29,7 %
2015 04	50 665 795	2 289 108 903	23,6 %
2015 05	54 823 201	2 186 772 957	26,3 %
2015 06	67 309 116	2 068 689 235	32,8 %
2015 07	59 485 814	1 961 887 001	30,9 %
2015 08	54 187 868	1 863 366 621	29,8 %
2015 09	52 635 446	1 767 059 495	31,8 %
2015 10	51 249 019	1 674 873 225	31,1 %
2015 11	45 100 470	1 591 353 724	29,2 %
2015 12	42 246 828	1 508 779 985	28,9 %
2016 01	35 044 660	1 438 679 184	25,6 %
2016 02	43 872 249	1 360 010 515	32,5 %
2016 03	39 568 301	1 285 287 401	31,3 %
2016 04	36 416 501	1 215 422 688	30,6 %
2016 05	28 906 697	1 153 368 326	26,3 %
2016 06	38 298 709	1 083 096 644	35,1 %
2016 07	29 910 662	1 023 987 597	29,9 %

Pre-Payments

24.b Dynamic Pre-Payments



Reporting Date	29.08.2016					
Payment date	25.08.2016					
Period No	44					
Monthly Period	from	Jul 2016	to	25.08.2016	=	31 days
Interest Period	from	25.07.2016	to	25.08.2016	=	31 days



Bilcreditt 3 Limited
Monthly Investor Report

25. Defaults, Recoveries and Losses by Quarter of Default



Reporting Date	29.08.2016		
Payment date	25.08.2016		
Period No	44		
Monthly Period	from	Jul 2016	to
Interest Period	from	25.07.2016	to
		25.08.2016	=
			31 days

Default Quarter	Default Amount	No Of Loans	2014			2013			2012			2011			2010			
			Recoveries	Cum. Recoveries	Loss	Recoveries	Cum. Recoveries	Loss	Recoveries	Cum. Recoveries	Loss	Recoveries	Cum. Recoveries	Loss	Recoveries	Cum. Recoveries	Loss	
2012 4	22 538	1	0	0	22 538	0	0	22 538	0	0	22 538	0	0	22 538	0	0	22 538	
2013 1	155 231	5	0	0	155 231	46 503	46 503	108 728	0	633 169	633 169	108 728	0	46 503	108 728	4 721	51 224	104 007
2013 2	5 890 106	46	0	0	5 890 106	563 081	2 735 586	3 154 519	168 428	2 904 014	2 988 091	73 174	2 977 188	3 912 917	404 728	3 381 916	2 508 180	233 011
2013 3	10 049 431	83	0	0	10 049 431	684 041	3 038 188	6 111 233	1 238 356	5 176 503	4 872 838	255 148	5 431 741	4 617 690	218 601	5 650 342	4 399 089	174 713
2013 4	11 264 661	85	0	0	11 264 661	1 667 206	3 028 747	8 235 914	1 343 198	4 371 945	6 892 216	907 287	5 279 232	5 985 429	476 473	5 755 206	5 508 956	734 289
2014 1	15 142 883	129	0	0	15 142 883	1 136 977	1 136 977	14 055 906	2 969 902	4 102 879	11 800 390	1 180 390	9 859 614	1 337 879	6 621 148	8 521 735	531 725	7 152 873
2014 2	9 370 735	69	0	0	9 370 735	0	0	0	713 079	8 667 666	1 816 794	2 529 875	6 845 862	1 033 962	3 933 625	5 806 910	464 867	4 028 462
2014 3	8 074 615	64	0	0	8 074 615	0	0	0	0	8 074 615	845 861	845 861	7 228 754	825 165	1 671 026	6 403 589	916 583	2 587 609
2014 4	8 149 127	77	0	0	8 149 127	0	0	0	0	8 149 127	1 144 765	1 144 765	7 004 362	817 101	1 961 866	6 187 261	547 934	
2015 1	4 899 942	59	0	0	4 899 942	0	0	0	0	4 899 942	0	0	4 899 942	0	4 899 942	547 934	547 934	4 352 008
2015 2	7 291 085	76	0	0	7 291 085	0	0	0	0	7 291 085	0	0	7 291 085	0	7 291 085	0	0	0
2015 3	4 826 659	66	0	0	4 826 659	0	0	0	0	4 826 659	0	0	4 826 659	0	4 826 659	0	0	0
2015 4	5 785 907	64	0	0	5 785 907	0	0	0	0	5 785 907	0	0	5 785 907	0	5 785 907	0	0	0
2016 1	3 432 124	46	0	0	3 432 124	0	0	0	0	3 432 124	0	0	3 432 124	0	3 432 124	0	0	0
2016 2	3 434 705	53	0	0	3 434 705	0	0	0	0	3 434 705	0	0	3 434 705	0	3 434 705	0	0	0
2016 3	348 895	7	0	0	348 895	0	0	0	0	348 895	0	0	348 895	0	348 895	0	0	0

Default Quarter	Default Amount	No Of Loans	2014			2013			2012			2011			2010		
			Recoveries	Cum. Recoveries	Loss	Recoveries	Cum. Recoveries	Loss	Recoveries	Cum. Recoveries	Loss	Recoveries	Cum. Recoveries	Loss	Recoveries	Cum. Recoveries	Loss
2012 4	22 538	1	0	0	22 538	0	0	22 538	0	0	22 538	0	0	22 538	0	0	22 538
2013 1	155 231	5	0	0	155 231	51 224	51 224	104 007	0	51 224	104 007	0	51 224	104 007	0	51 224	104 007
2013 2	5 890 106	46	563 081	2 735 586	3 154 519	168 428	2 904 014	2 988 091	73 174	2 977 188	3 912 917	404 728	3 381 916	2 508 180	233 011	3 614 927	2 275 173
2013 3	10 049 431	83	684 041	3 038 188	6 111 233	1 238 356	5 176 503	4 872 838	255 148	5 431 741	4 617 690	218 601	5 650 342	4 399 089	174 713	5 825 055	4 224 374
2013 4	11 264 661	85	1 667 206	3 028 747	8 235 914	1 343 198	4 371 945	6 892 216	907 287	5 279 232	5 985 429	476 473	5 755 206	5 508 956	734 289	6 489 994	4 774 667
2014 1	15 142 883	129	1 136 977	1 136 977	14 055 906	2 969 902	4 102 879	11 800 390	1 180 390	9 859 614	1 337 879	6 621 148	8 521 735	531 725	7 152 873	7 950 010	
2014 2	9 370 735	69	0	0	9 370 735	713 079	8 667 666	1 816 794	2 529 875	6 845 862	1 033 962	3 933 625	5 806 910	464 867	4 028 462	5 346 243	
2014 3	8 074 615	64	0	0	8 074 615	0	0	0	0	8 074 615	845 861	845 861	7 228 754	825 165	1 671 026	6 403 589	916 583
2014 4	8 149 127	77	0	0	8 149 127	0	0	0	0	8 149 127	1 144 765	1 144 765	7 004 362	817 101	1 961 866	6 187 261	
2015 1	4 899 942	59	0	0	4 899 942	0	0	0	0	4 899 942	0	0	4 899 942	0	4 899 942	547 934	4 352 008
2015 2	7 291 085	76	0	0	7 291 085	0	0	0	0	7 291 085	0	0	7 291 085	0	7 291 085	0	0
2015 3	4 826 659	66	0	0	4 826 659	0	0	0	0	4 826 659	0	0	4 826 659	0	4 826 659	0	0
2015 4	5 785 907	64	0	0	5 785 907	0	0	0	0	5 785 907	0	0	5 785 907	0	5 785 907	0	0
2016 1	3 432 124	46	0	0	3 432 124	0	0	0	0	3 432 124	0	0	3 432 124	0	3 432 124	0	0
2016 2	3 434 705	53	0	0	3 434 705	0	0	0	0	3 434 705	0	0	3 434 705	0	3 434 705	0	0
2016 3	348 895	7	0	0	348 895	0	0	0	0	348 895	0	0	348 895	0	348 895	0	0

Default Quarter	Default Amount	No Of Loans	2012			2013			2014			2015			2016		
			Recoveries	Cum. Recoveries	Loss	Recoveries	Cum. Recoveries	Loss	Recoveries	Cum. Recoveries	Loss	Recoveries	Cum. Recoveries	Loss	Recoveries	Cum. Recoveries	Loss
2012 4	22 538	1	0	0	22 538	0	0	22 538	0	0	22 538	0	0	22 538	0	0	22 538
2013 1	155 231	5	0	0	155 231	51 224	51 224	104 007	0	51 224	104 007	0	51 224	104 007	0	51 224	104 007
2013 2	5 890 106	46	90 666	3 726 393	2 184 512	119 366	3 824 989	2 785 146	37 286	3 862 244	3 037 861	49 294	3 911 538	1 989 567	64 776	3 966 314	1 933 793
2013 3	10 049 431	83	232 405	6 057 458	3 991 973	387 686	6 445 147	3 964 284	277 884	6 723 031	3 326 400	72 441	6 795 472	3 263 956	90 677	6 886 149	3 163 282
2013 4	11 264 661	85	483 830	6 073 824	4 290 837	215 630	7 189 454	4 075 207	219 878	7 409 332	3 856 329	216 210	7 625 542	3 639 119	136 384	7 761 936	3 502 725
2014 1	15 142 883	129	808 072	7 960 945	7 181 038	295 559	8 246 594	6 896 379	707 055	9 953 559	6 199 324	194 483	9 148 042	5 934 841	478 886	9 626 928	5 515 955
2014 2	9 370 735	69	639 371	4 577 803	4 792 872	647 031	5 124 894	4 265 841	364 431	4 489 325	3 881 410	110 324	5 599 649	3 771 086	398 442	5 998 091	3 751 444
2014 3	8 074 615	64	437 082	3 024 691	5 049 504	226 472	3 251 163	4 823 452	174 506	3 425 669	4 648 945	133 424	3 569 090	4 515 522	441 812	4 000 905	4 073 710
2014 4	8 149 127	77	1 371 915	3 333 781	4 815 346	346 556	3 680 376	4 468 751	342 396	4 022 727	4 126 355	228 306	4 251 078	3 898 049	539 991	4 781 069	3 358 058
2015 1	4 899 942	59	862 745	1 410 679	3 489 263	361 800	1 772 039	3 127 493	60 223	1 852 762	3 047 180	267 289	2 120 050	2 779 892	520 628	2 649 678	2 259 264
2015 2	7 291 085	76	996 883	996 883	6 294 202	422 378	1 419 288	5 871 827	976 939	2 386 197	4 894 888	1 101 754	3 497 661	3 783 134	383 319	3 861 276	3 409 815
2015 3	4 826 659	66	0	0	4 826 659	158 002	158 002	4 668 657	589 427	746 408	4 980 250	234 243	980 652	3 846 007	772 110	1 752 782	3 073 897
2015 4	5 785 907	64	0	0	5 785 907	0	0	5 785 907	662 374	662 374	5 123 533	488 713	1 151 087	4 634 820	749 239	1 900 326	3 885 581
2016 1	3 432 124	46	0	0	3 432 124	0	0	3 432 124	0	0	3 432 124	382 853	382 853	3 049 271	308 370	691 223	2 740 901
2016 2	3 434 705	53	0	0	3 434 705	0	0	3 434 705	0	0	3 434 705	0	0	3 434 705	215 887	215 887	3 218 818
2016 3	348 895	7	0	0	348 895	0	0	348 895	0	0	348 895	0	0	348 895	0	0	0

Default Quarter	Default Amount	No Of Loans	2016		
			Recoveries	Cum. Recoveries	Loss
2016 4	22 538	1	0	0	22 538
2017 1	155 231	5	0	0	155 231
2017 2	5 890 106	46	56 364	4 012 668	1 877 437
2017 3	10 049 431	83	19 088	6 905 217	3 144 214
2017 4	11 264 661	85	42 261	7 802 197	3 462 664
2018 1	15 142 883	129	13 170	9 640 098	5 502 790

Bilkreditt 3 Limited
Monthly Investor Report

26. Delinquency



Reporting Date	29.08.2016				
Payment date	25.08.2016				
Period No	44				
Monthly Period	Jul 2016				
Interest Period	from 25.07.2016	to 25.08.2016	=	31 days	

year	mth	Total outstanding	accounts current	balance current	accounts 1-30	balance 1-30	accounts 30-60	balance 30-60	accounts 60-90	balance 60-90	accounts 90-120	balance 90-120	accounts 120-150	balance 120-150	accounts 150-180	balance 150-180	New defaults Count	New defaults Balance
2012	11	6 856 701 169	36 030	6 430 591 824	1 986	369 522 775	289	56 586 570									-	-
2012	12	6 668 597 489	34 843	6 131 012 718	2 600	473 560 533	302	51 795 570	68	12 228 668							1	22 538
2013	1	6 473 305 269	34 685	6 020 576 718	2 147	379 717 181	351	60 313 790	60	8 205 477	27	4 492 103					2	65 350
2013	2	6 279 883 182	34 229	5 853 061 648	1 937	347 960 818	360	57 705 573	82	13 874 791	32	3 646 031	17	3 434 321			-	-
2013	3	6 106 056 350	32 230	5 421 890 940	3 278	582 266 838	445	77 608 344	85	13 066 547	45	6 392 712	18	2 273 434	13	2 557 535	3	89 881
2013	4	5 906 069 750	32 575	5 427 755 687	2 270	388 304 023	414	61 295 635	102	17 349 321	43	6 002 545	31	4 213 256	11	1 149 283	10	1 453 457
2013	5	5 704 792 294	31 867	5 218 516 252	2 246	394 575 917	389	60 937 000	128	17 449 511	45	6 319 968	32	4 214 957	24	2 778 689	13	1 648 549
2013	6	5 512 386 988	30 371	4 925 686 673	2 883	483 421 479	435	67 800 072	122	19 961 800	58	7 189 913	36	4 909 620	26	3 417 431	23	2 788 099
2013	7	5 305 720 151	30 384	4 870 070 766	2 110	344 432 641	405	62 165 619	91	11 907 966	57	9 174 371	37	4 517 620	25	3 451 168	26	3 002 850
2013	8	5 130 737 325	29 583	4 683 039 135	2 162	349 928 444	405	64 758 050	125	15 453 636	48	6 692 964	48	6 863 006	32	4 002 090	25	3 263 166
2013	9	4 948 482 581	28 845	4 494 287 823	2 112	342 248 101	463	76 585 371	121	17 673 093	69	7 665 656	30	4 357 562	38	5 664 975	32	3 783 415
2013	10	4 771 916 608	28 437	4 378 350 956	1 899	301 497 337	352	56 038 263	121	18 763 350	69	8 582 909	51	5 949 029	24	3 734 764	37	5 048 195
2013	11	4 604 393 368	27 784	4 218 235 266	1 862	294 652 706	374	56 297 611	123	15 892 757	61	8 645 979	47	6 170 409	37	4 498 640	24	2 453 584
2013	12	4 462 056 852	27 066	4 049 802 234	2 043	320 072 116	387	55 040 711	110	14 940 361	79	10 222 522	51	7 446 016	37	4 532 892	34	3 762 882
2014	1	4 310 924 256	26 921	3 973 599 243	1 648	255 065 908	343	48 448 982	103	13 235 347	52	6 325 897	61	4 846 792	42	5 762 087	35	4 090 811
2014	2	4 155 000 628	26 468	3 845 801 767	1 490	225 469 862	364	55 236 028	92	11 399 435	53	7 038 329	67	4 098 393	46	5 956 814	47	5 716 573
2014	3	3 995 432 937	25 607	3 670 409 941	1 694	250 041 433	331	48 817 977	99	12 288 926	49	5 263 062	36	5 013 607	27	3 597 991	47	5 335 499
2014	4	3 844 595 820	24 894	3 501 276 599	1 752	261 200 808	377	52 214 125	107	16 606 293	42	5 556 738	38	3 644 904	30	4 096 353	30	3 183 602
2014	5	3 696 597 934	24 187	3 363 371 743	1 773	247 184 168	378	57 140 087	104	14 578 968	54	7 707 116	30	3 821 529	30	2 794 323	31	3 268 062
2014	6	3 539 920 483	23 476	3 217 478 170	1 812	257 165 362	292	39 607 570	100	12 882 091	49	6 253 963	36	3 561 633	24	2 971 694	34	2 919 071
2014	7	3 387 504 130	23 121	3 114 311 732	1 467	207 892 326	318	42 896 388	78	9 934 193	51	6 330 881	34	3 981 805	27	2 156 805	26	3 090 905
2014	8	3 262 106 158	22 429	2 976 142 742	1 549	216 938 727	312	42 988 149	96	13 228 330	36	5 030 474	38	4 669 240	31	3 108 496	25	2 264 529
2014	9	3 124 867 136	21 773	2 850 039 279	1 536	211 799 039	296	40 962 607	97	11 814 124	30	3 436 780	24	3 017 156	32	3 798 151	33	2 719 181
2014	10	2 976 552 639	21 286	2 743 631 870	1 343	176 588 972	276	38 157 193	68	8 639 372	43	4 630 013	19	2 735 067	19	2 170 152	36	4 323 826
2014	11	2 861 586 202	20 551	2 613 635 177	1 486	192 417 134	268	37 589 371	78	9 998 276	25	2 719 145	21	2 263 952	18	2 263 952	23	1 801 159
2014	12	2 740 083 044	19 978	2 494 988 007	1 445	192 440 833	285	35 003 394	61	9 777 088	33	3 656 548	22	2 228 014	24	1 989 160	18	2 024 142
2015	1	2 627 202 089	19 534	2 398 255 713	1 283	171 937 382	284	38 015 559	85	9 034 817	33	5 787 563	22	2 367 579	17	1 803 476	27	1 960 016
2015	2	2 511 654 217	18 896	2 292 113 131	1 288	162 573 730	294	36 890 567	84	9 773 513	39	3 630 263	26	4 656 063	17	2 016 950	16	1 511 540
2015	3	2 390 123 326	18 251	2 180 116 870	1 286	160 764 401	275	32 859 869	62	6 492 800	40	3 726 843	30	2 592 069	22	3 570 474	16	1 428 386
2015	4	2 289 108 903	17 641	2 073 599 456	1 327	164 866 041	262	31 057 715	86	11 200 981	29	3 085 275	33	3 313 477	24	1 985 958	27	3 593 466
2015	5	2 186 772 957	16 933	1 952 906 057	1 447	178 258 558	315	39 576 396	79	8 920 724	34	3 513 173	19	1 362 260	24	2 235 789	27	1 810 386
2015	6	2 068 889 235	16 685	1 899 996 915	1 073	127 756 356	210	26 166 091	66	8 451 284	27	2 785 999	26	2 551 958	17	980 632	22	1 887 233
2015	7	1 961 887 001	16 105	1 808 267 460	988	118 745 935	205	23 615 625	47	4 791 150	33	3 043 012	23	1 273 893	23	2 149 926	18	951 024
2015	8	1 863 366 621	15 379	1 698 917 681	1 051	124 780 946	235	25 360 263	67	8 407 871	28	2 709 984	24	2 054 916	14	1 134 960	28	2 157 183
2015	9	1 767 059 495	14 789	1 604 562 394	1 030	120 688 463	232	26 635 907	61	6 736 802	34	4 673 434	27	2 396 104	16	1 366 391	20	1 718 452
2015	10	1 674 873 225	14 262	1 522 969 835	976	113 308 624	231	26 032 490	55	5 781 124	22	1 720 949	26	3 248 023	19	1 812 180	18	1 709 258
2015	11	1 591 353 724	13 670	1 432 037 016	1 076	121 207 809	219	23 654 255	52	7 213 241	22	2 824 747	20	1 710 744	25	2 705 912	21	1 809 082
2015	12	1 508 779 985	13 323	1 367 635 925	970	103 187 779	204	24 721 709	65	6 360 217	23	4 193 352	17	1 408 193	16	1 272 810	25	2 267 567
2016	1	1 438 679 184	12 902	1 299 306 859	969	104 670 716	215	22 415 412	50	4 696 266	33	2 699 069	16	3 552 835	17	1 338 027	16	1 253 938
2016	2	1 360 010 515	12 446	1 224 022 797	993	104 518 163	203	21 817 432	59	4 784 557	20	1 732 859	23	2 008 121	12	1 126 586	16	1 254 734
2016	3	1 285 287 401	12 051	1 156 116 296	955	99 249 034	212	21 456 193	48	3 979 050	27	1 674 715	15	1 065 594	20	1 746 519	14	923 452
2016	4	1 215 422 688	11 680	1 101 370 941	862	85 208 557	202	19 605 953	66	5 489 374	24	1 608 535	21	1 073 444	15	1 065 884	17	1 531 955
2016	5	1 153 368 326	11 288	1 040 157 678	865	84 830 571	183	18 870 915	65	5 252 835	30	2 126 329	17	1 252 755	18	877 243	17	967 794
2016	6	1 083 096 644	11 048	989 398 433	637	60 551 095	156	16 063 121	43	3 080 144	31	1 721 952	25	1 678 730	9	603 169	19	934 956
2016	7	1 023 987 597	10 550	931 489 916	743	69 818 289	150	15 372 413	48	3 756 660	26	1 446 010	25	1 096 361	17	1 007 948	7	348 895
2016	8																	
2016	9																	
2016	10																	
2016	11																	
2016	12																	

Bil kreditt 3 Limited
Monthly Investor Report

27. Priority of Payments



Reporting Date	29.08.2016	
Payment date	25.08.2016	
Period No	44	
Monthly Period	Jul 2016	
Interest Period	from 25.07.2016	to 25.08.2016 = 31 days

Priority of Payments

Available Distribution Amount	+	138 628 542,43	NOK	-0,00	EUR
Senior Expenses	-	449 511,80	NOK		
Swap Payments	-	-	NOK		
Interest Series A-1 Notes	-	-	NOK	-0,00	EUR
Interest Series A-2 Notes	-	33 340,44	NOK		
Supplementary Liquidity Ledger Amount	-	-	NOK		
Payments to Reserve fund for Liquidity Reserve Amount	-	-	NOK		
Principal Payments A-1 Notes	-	-	NOK	-	EUR
Principal Payments A-2 Notes	-	21 751 644,00	NOK		
Class A Cash Accumulation Ledger	-	0,00	NOK		
Payments to Reserve Fund	-	-	NOK		
Interest Class B	-	1 855 290,02	NOK		
Principal Payments Class B	-	37 357 403,00	NOK		
Currency Swap Deferred Interest Amount	-	-	NOK	-	EUR
Currency Swap Deferred Principal Amount	-	-	NOK	-	EUR
Interest and Principal payments on Subordinated Loan	-	72 896 893,95	NOK		
Swap Subordinated Amounts	-	-	NOK		
Amounts due to seller for deemed collections refunded, refunds etc	-	-	NOK		
Credit Supplementary Ledger amount	-	-	NOK		
Payments to Seller	=	4 284 459,22	NOK	-	EUR

Bilkreditt 3 Limited
Monthly Investor Report

28. Transaction Costs



Reporting Date	29.08.2016	
Payment date	25.08.2016	
Period No	44	
Monthly Period	Jul 2016	
Interest Period	from 25.07.2016	to 25.08.2016 = 31 days

Transaction Costs

	All Notes	Series A-1	Series A-2	Class B
Senior Expenses	449 511,80 NOK			
Interest accrued for the Period	1 888 630,46 NOK	- NOK	33 340,44 NOK	1 855 290,02 NOK
Cumulative Interest accrued	334 542 925,33 NOK	163 851 185,31 NOK	66 360 642,06 NOK	104 331 097,96 NOK
Interest Payments	1 888 630,46 NOK	- NOK	33 340,44 NOK	1 855 290,02 NOK
Cumulative Interest Payments	334 542 925,33 NOK	163 851 185,31 NOK	66 360 642,06 NOK	104 331 097,96 NOK
Interest accrued on Subordinated Loan for the Period	72 896 893,95 NOK			
Cumulative Interest accrued on Subordinated Loan	415 085 474,16 NOK			
Interest Payments on Subordinated Loan	72 896 893,95 NOK			
Cumulative Interest Payments on Subordinated Loan	415 085 474,16 NOK			
Unpaid Interest for the Period	- NOK			
Cumulative Unpaid Interest	- NOK			

Bilcreditt 3 Limited
Monthly Investor Report

29. Swap Counterparty Data



Reporting Date	29.08.2016
Payment date	25.08.2016
Period No	44
Monthly Period	Jul 2016
Interest Period	from 25.07.2016 to 25.08.2016 = 31 days

Swap Counterparty Data

Swap Counterparty Provider	Deutsche Bank
Swap Rating Trigger Breach	Yes
Swap Collateral posted	N/A

Swap Data

Swap Type	Cross Currency Swap		
Swap Opening Balance	-	NOK	- EUR
1M Nibor (Notes, Swap) (2 days prior to interest period begin date)	0,8800 %		
1M Euribor (Notes, Swap)	-0,3700 %		
Gross Amount Due to Swap Counterparty	-	NOK	
Gross Amount Due from Swap Counterparty	-0,00	EUR	
EUR/NOK spot rate	N/A		

Bilkreditt 3 Limited
Monthly Investor Report

30. Contact Details



Santander Consumer Bank AS

Financial Markets

Anders Bruun-Olsen +47 21 08 37 70
Priscilla Halverson +47 21 08 37 72
Thomas Andrén Johansen +47 91 82 42 44
Joachim Joveng Rogne +47 48 23 86 32

anders.bruun.olsen@santanderconsumer.no
priscilla.halverson@santanderconsumer.no
thomas.andren.johansen@santanderconsumer.no
joachim.joveng.rogne@santanderconsumer.no

Risk

Carlos Palao Dolado +47 47 73 72 14 carlos.palao.dolado@santanderconsumer.no

Reporting Date	29.08.2016
Payment date	25.08.2016
Period No	44
Monthly Period	Jul 2016
Interest Period	from 25.07.2016 to 25.08.2016 = 31 days