

**SCFI Rahoituspalvelut DAC**  
**Monthly Investor Report**

**Cover Sheet Monthly Investor Report**



Reporting Date	27.09.2017				
Payment date	25.09.2017			Following payment dates:	25.10.2017
Period No	34				25.11.2017
Monthly Period	Aug 2017			Fixed rate	= 30/360 days
Interest Period	from 25.08.2017		to	25.09.2017	= 31 days
Cut-Off date	31.08.2017				

**Index**

	<b>Page</b>
1 Portfolio Information	1
2 Amount Due for Distribution	2
3 Reserve Accounts	3
4 Performance Data	4
5 Outstanding Notes	5
6 Counterparty Ratings, Trigger Levels and Consequences	6
7 a Original Principal Balance	7
7 b Original PB (Graph)	8
8 a Outstanding principal Balance	9
8 b Outstanding PB (Graph)	10
9 a Geographical Distribution	11
9 b Geographical (Graph)	12
10 a Interest Rate	13
10 b Interest Rate (Graph)	14
11 a Remaining Terms	15
11 b Remaining Terms (Graph)	16
12 a Seasoning	17
12 b Seasoning (Graph)	18
13 a Balloon loans as % of other loans	19
13 b Balloon loans as % of other loans (Graph)	20
14 a Loans per borrower	21
14 b Loans per borrower (Graph)	22
15 a Amortization Profile	23
15 b Amortization Profile (Graph)	24
16 a Payment Holidays	25
16 b Payment Holidays (Graph)	26
17 a Downpayment	27
17 b Downpayment (Graph)	28
18 a Vehicle Condition	29
18 b Vehicle Condition (Graph)	30
19 a Borrower Type	31
19 b Borrower Type (Graph)	32
20 a Vehicle Type	33
20 b Vehicle Type (Graph)	34
21 a Restructured Loans	35
21 b Restructured Loans (Graph)	36
22 Dynamic Interest Rate	37
23 Dynamic Pre-Payment	38
24 Dynamic Delinquency	39
25 Defaults, Recoveries and Losses by Quarter of Default	40
26 Priority of Payments Pre-Enforcement	41
27 Transaction Costs	42
28 Contact Details	43

**SCFI Rahoituspalvelut DAC**  
**Monthly Investor Report**

**1. Portfolio Information**



Reporting Date	27.09.2017	
Payment date	25.09.2017	
Period No	34	
Monthly Period	Aug 2017	Fixed rate = 30/360 days
Interest Period	from 25.08.2017	to 25.09.2017 = 31 days

	Current Period	Previous Period
	Aggregated Outstanding Principal Amount	Aggregated Outstanding Principal Amount
<b>Outstanding receivables</b>		
<b>Opening balance</b>	<b>66 347 452,66 EUR</b>	<b>72 020 560,77 EUR</b>
Scheduled Loan Principal Repayments	2 976 503,82 EUR	2 887 737,69 EUR
Prepayments	2 455 288,67 EUR	2 782 558,50 EUR
Deemed Collections - Other	- EUR	- EUR
<b>Total Principal Payments Received</b>	<b>5 431 792,49 EUR</b>	<b>5 670 296,19 EUR</b>
New Defaulted Auto Loans in Period	132 662,84 EUR	2 811,92 EUR
<b>Closing Balance</b>	<b>60 782 997,33 EUR</b>	<b>66 347 452,66 EUR</b>
<b>Total revenue collections</b>		
Revenue and fees received on loan balances	353 431,58 EUR	359 497,17 EUR
Recoveries on loans in default	33 198,27 EUR	78 182,69 EUR
<b>Total Revenue Received in Period</b>	<b>386 629,85 EUR</b>	<b>437 679,86 EUR</b>
<b># Loans</b>		
At beginning of period	9 742 Loans	10 331 Loans
Paid in Full	592 Loans	588 Loans
Repurchased (Deemed Collections)	- Loans	- Loans
New loans into default	14 Loans	1 Loans
<b>At end of period</b>	<b>9 136 Loans</b>	<b>9 742 Loans</b>

**SCFI Rahoituspalvelut DAC**  
**Monthly Investor Report**

**2. Amount Due for Distribution**



Reporting Date	27.09.2017				
Payment date	25.09.2017				
Period No	34				
Monthly Period	Aug 2017		Fixed rate	=	30/360 days
Interest Period	from 25.08.2017	to	25.09.2017	=	31 days

**Purchaser Available Distribution Amount**

**Current Period**

**Previous Period**

a. Collections (Principal, interest, and fee etc)	5 816 750 EUR	6 106 193 EUR
b. Stamp Duty, Taxes, Liabilities etc. Paid by the Seller to the Purchaser	0 EUR	0 EUR
c. Default, Interest, Indemnities etc Paid by the Seller to the Purchaser	0 EUR	0 EUR
d. Other amounts Paid by the Seller to the Purchaser	0 EUR	0 EUR
e. Interest Earned by the Purchaser	0 EUR	0 EUR
f. Other amounts received by the purchaser	0 EUR	0 EUR
<b>Total Amount for Purchaser Available Distribution Amount</b>	<b>5 816 750 EUR</b>	<b>6 106 193 EUR</b>

**Issuer Available Distribution Amount**

a. Amounts due to Issuer from Purchaser under the Loan Agreement	5 785 624 EUR	6 077 591 EUR
b. Reserve Fund	2 588 500 EUR	2 588 500 EUR
c. Interest Earned by the Issuer	0 EUR	0 EUR
d. Other amounts received by the issuer	0 EUR	0 EUR
<b>Total Amount for Issuer Available Distribution Amount</b>	<b>8 374 124 EUR</b>	<b>8 666 091 EUR</b>

**SCFI Rahoituspalvelut DAC  
Monthly Investor Report**

**3. Reserve Accounts**



Reporting Date	27.09.2017				
Payment date	25.09.2017				
Period No	34				
Monthly Period	Aug 2017	Fixed rate	=	30/360 days	
Interest Period	from 25.08.2017	to 25.09.2017	=	31 days	

**Note Balance**

Beginning of Period		66 347 452,66	EUR
End of Period		60 782 997,33	EUR

**Reserve Fund**

	in %		
Beginning of Period	2,3 %	1 553 100,00	EUR
Cash Outflow		1 553 100,00	EUR
Cash Inflow		1 553 100,00	EUR
End of Period	2,3 %	1 553 100,00	EUR
Required Reserve Amount	2,3 %	1 553 100,00	EUR

**Liquidity Balance**

Beginning of Period	1,6 %	1 035 400,00	EUR
Cash Outflow		1 035 400,00	EUR
Cash Inflow		1 035 400,00	EUR
End of Period	1,6 %	1 035 400,00	EUR
Required Reserve Amount	1,6 %	1 035 400,00	EUR

**Servicer Advance Reserve Fund**

Beginning of Period		100 000,00	EUR
Cash Outflow		-	EUR
Cash Inflow		-	EUR
End of Period		100 000,00	EUR
Required Reserve Amount		100 000,00	EUR

**Set-off from Deposits**

No borrowers whose loans were sold to SCFI Rahoituspalvelut held deposits with Santander Consumer Finance OY. The risk of set-off from deposits is therefore zero.

***We hereby confirm that the Seller confirms its ongoing retention of a net economic interest of at least 5% in accordance with Article 405 of the CRR and Article 51 of the AIFMR***

**SCFI Rahoituspalvelut DAC**  
**Monthly Investor Report**

**4. Performance Data**



Reporting Date	27.09.2017				
Payment date	25.09.2017				
Period No	34				
Monthly Period	Aug 2017	Fixed rate	=	30/360 days	
Interest Period	from 25.08.2017	to 25.09.2017	=	31 days	

**Asset Balance**

Beginning of Period	66 347 452,66	EUR
End of Period	60 782 997,33	EUR

**Portfolio Performance:**

	EUR	%	# loans
<b>Performing Receivables:</b>			
Current	54 126 020,06	89,05 %	8 241
1-29 days past due	5 331 044,54	8,77 %	711

**Delinquent Receivables:**

30-59 days past due	957 947,47	1,58 %	135
60-89 days past due	206 183,80	0,34 %	31
90-119 days past due	98 282,92	0,16 %	12
120-149 days past due	56 335,19	0,09 %	5
150-179 days past due	7 183,35	0,01 %	1
<b>Total Performing and Delinquent</b>	<b>60 782 997</b>	<b>100,00 %</b>	<b>9 136</b>

Current Period Defaults	132 662,84	14
Cumulative Defaults	5 086 223,21	467
Current Period Recoveries	33 198,27	
Cumulative Recoveries	4 425 658,90	

**Principal Deficiency Trigger Event, where [A] > [B \* 9%]**

**NO**

[A] [1] - [2] - [3]	(1 553 100,00)
Note Principal Closing Balance [1]	60 782 997,33
Reserve Fund Amount [2]	1 553 100,00
Aggregate Outstanding Asset Principal Amount [3]	60 782 997,33
[B] Initial Aggregate Outstanding Note Principal Amount	517 700 000,00

**SCFI Rahoituspalvelut DAC**  
**Monthly Investor Report**

**5. Outstanding Notes**



Reporting Date	27.09.2017	
Payment date	25.09.2017	
Period No	34	
Monthly Period	Aug 2017	Fixed rate = 30/360 days
Interest Period	from 25.08.2017	to 25.09.2017 = 31 days

**1. Note Balance**

	All Notes	Class A	Class B	Class C	Class D	Class E	Class F
<b>General Note Information</b>							
ISIN Code		XS1116626141	XS1116626497	XS1116626653	XS1116626810	XS1116626901	XS1116627115
Currency		EUR	EUR	EUR	EUR	EUR	EUR
Initial Tranching	100 %	85,5 %	8,4 %	1,3 %	1,4 %	1,6 %	1,8 %
Legal Final Maturity Date		25.09.2023	25.09.2023	25.09.2023	25.09.2023	25.09.2023	25.09.2023
Rating (Fitch/Moody's)		AAA / AAA	AA/Aa2	A+/Aaa	A/Aaa	BB+/Aa2	Not rated
Initial Notes Aggregate Principal Outstanding Balance	517 700 000,00	442 800 000,00	43 500 000,00	6 700 000,00	7 200 000,00	8 200 000,00	9 300 000,00
Initial Nominal per Note		100 000,00	100 000,00	100 000,00	100 000,00	100 000,00	100 000,00
Initial Number of Notes per Class	5177	4428	435	67	72	82	93
<b>Current Note Information</b>							
Class Principal Outstanding Opening Balance	66 347 452,66	-	34 947 452,66	6 700 000,00	7 200 000,00	8 200 000,00	9 300 000,00
Available Distribution Amount	8 374 124,15						
Amortisation	5 564 455,33						
Redemption per Class	5 564 455,33	-	5 564 455,33	-	-	-	-
Redemption per Note			12 791,85				
Class Principal Outstanding Closing Balance	60 782 997,33	-	29 382 997,33	6 700 000,00	7 200 000,00	8 200 000,00	9 300 000,00
Current Tranching	100 %	0,00 %	48,34 %	11,02 %	11,85 %	13,49 %	15,30 %
Current Pool Factor		-	0,68	1,00	1,00	1,00	1,00

**2. Payments to Investors per Note**

	All Notes	Class A	Class B	Class C	Class D	Class E	Class F
Interest rate Basis: 1-M EURIBOR / Spread							
Day Count Convention		(30/360)	(30/360)	(30/360)	(30/360)	(30/360)	(30/360)
Interest Days	31						
Principal Outstanding per Note Beginning of Period		-	80 338,97	100 000,00	100 000,00	100 000,00	100 000,00
>Principal Repayment per note		-	12 791,85	-	-	-	-
Principal Outstanding per Note End of Period		-	67 547,12	100 000,00	100 000,00	100 000,00	100 000,00
>Interest accrued for the period		-	50,21	83,33	145,83	291,67	583,33
Interest Payment	27 425,49	-	21 842,16	5 583,33	10 500,00	23 916,67	54 250,00
Interest Payment per Note		-	50,21	83,33	145,83	291,67	583,33

**3. Credit Enhancements**

Initial total CE (Subordination, Reserve)		15,97 %	7,57 %	6,27 %	4,88 %	3,30 %	1,50 %
Current CE (incl. Excess Spread)		106,04 %	57,70 %	46,67 %	34,83 %	21,34 %	6,04 %
Current CE (excl. Excess Spread)		104,26 %	55,92 %	44,89 %	33,05 %	19,56 %	4,26 %

SCFI Rahoituspalvelut DAC  
Monthly Investor Report

6. Counterparty Ratings, Trigger Levels and Consequences



Reporting Date 27.09.2017  
 Payment date 25.09.2017  
 Period No 34  
 Monthly Period Aug 2017 to Aug 2017 Fixed rate = 30/360 days  
 Interest Period : 25.08.2017 to 25.09.2017 = 31 days

		Rating Triggers									
		Short Term				Long Term					
		Fitch		Moody's		Fitch		Moody's			
Transaction Role	Counterparty	Criteria	Current	Criteria	Current	Criteria	Current	Criteria	Current	Trigger breached?	Summary of Contractual Requirements if Rating Trigger Breach
Issuer	SCFI Rahoituspalvelut Ltd		No rating		No rating		No rating		No rating	N/A	
Seller	Santander Consumer Finance Oy		No rating		No rating		No rating		No rating	N/A	
Servicer	Santander Consumer Finance Oy		No rating		No rating		No rating		No rating	N/A	
Servicer's Owner	Santander Consumer Finance	N/A	F2	N/A	P-2	BBB -	A- Outlook stable	Baa3	A3	No	Banco Santander S.A. undertakes in the Servicing Agreement to act as Back-Up Servicer Facilitator, which will require it to (i) select a bank or financial institution having the requirements set out in the Servicing Agreement and willing to assume the duties of a successor servicer in the event that a Servicer Termination Notice is delivered, (ii) review the information provided to it by the Servicer under the Servicing Agreement, (iii) enter into appropriate data confidentiality provisions and (iv) notify the Servicer if it requires further assistance.
Transaction Account Bank	BNP Paribas	F1	F1	P-1	P-1	A	A+	A2	A1	No	The Issuer and the Purchaser shall (with the prior written consent of the Note Trustee) arrange for the transfer (within 30 calendar days) of: (i) in relation to the Issuer, the Issuer Secured Accounts and all of the funds standing to the credit of the Issuer Secured Accounts; and (ii) in relation to the Purchaser, the Purchaser Transaction Account and all funds standing to the credit of the Purchaser Transaction Account, to another bank that meets the applicable Required Ratings.
Collections Account Bank	Skandinaviska Enskilda Banken	F1	F1+	P-1	P-1	A	AA-	A2	Aa3	No	The Servicer shall (with the prior written consent of the Note Trustee) use reasonable endeavours to arrange for the transfer (within 30 calendar days) of the Issuer Collections Account and all of the funds standing to the credit of the Issuer Collections Account to another bank which meets the Required Ratings.

**SCFI Rahoituspalvelut DAC  
Monthly Investor Report**

**7.a Original Portfolio Principal Balance**



Reporting Date	27.09.2017		Fixed rate	=	30/360 days
Payment date	25.09.2017				
Period No	34				
Monthly Period	Aug 2017				
Interest Period	from	25.08.2017	to	25.09.2017	= 31 days

Average amount - all: 14 163

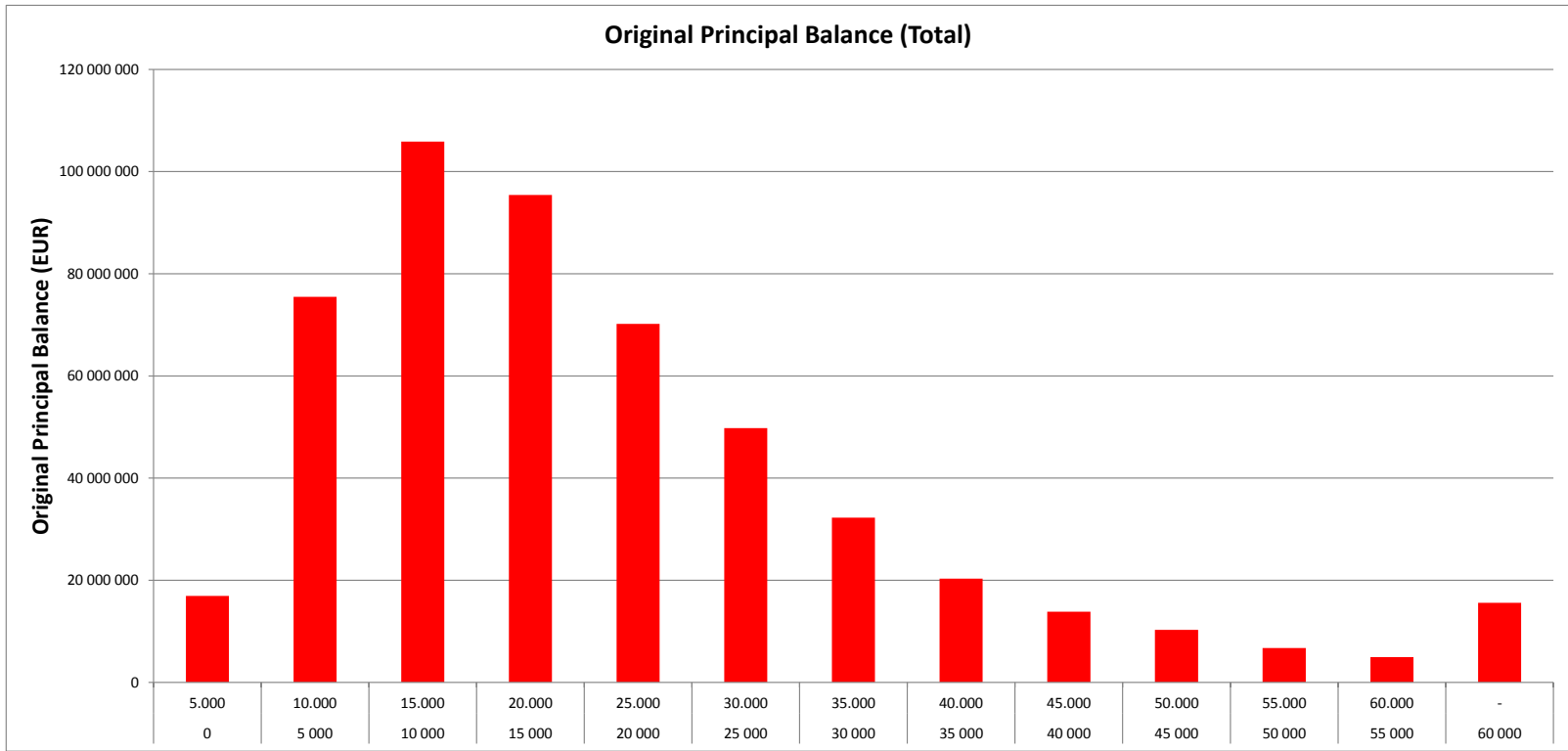
	TOTAL								
	Min	Max	No	Original balance	%	WA mounths to maturity	WA seasoning		
Original balance	0	5.000	4 971	16 929 311	3,3 %	17,2	4,8		
	5 000	10.000	10 013	75 493 593	14,6 %	27,2	9,3		
	10 000	15.000	8 571	105 870 475	20,5 %	32,1	10,7		
	15 000	20.000	5 527	95 434 194	18,4 %	33,8	11,1		
	20 000	25.000	3 144	70 188 299	13,6 %	33,8	11,2		
	25 000	30.000	1 828	49 772 127	9,6 %	33,9	11,0		
	30 000	35.000	1 001	32 254 610	6,2 %	34,1	10,7		
	35 000	40.000	545	20 314 865	3,9 %	34,6	11,5		
	40 000	45.000	326	13 829 734	2,7 %	34,0	10,4		
	45 000	50.000	217	10 271 482	2,0 %	34,7	10,5		
	50 000	55.000	129	6 747 918	1,3 %	33,5	9,9		
	55 000	60.000	86	4 937 713	1,0 %	36,0	9,9		
	60 000	-	190	15 572 073	3,0 %	36,5	9,8		
	Total			36 548	517 616 394	100 %			



**SCFI Rahoituspalvelut DAC**  
**Monthly Investor Report**

**7.b Original Principal Balance Graph**

Reporting Date	27.09.2017		Fixed rate	=	30/360	days
Payment date	25.09.2017					
Period No	34					
Monthly Period	Aug 2017					
Interest Period	from 25.08.2017	to 25.09.2017		=	31	days

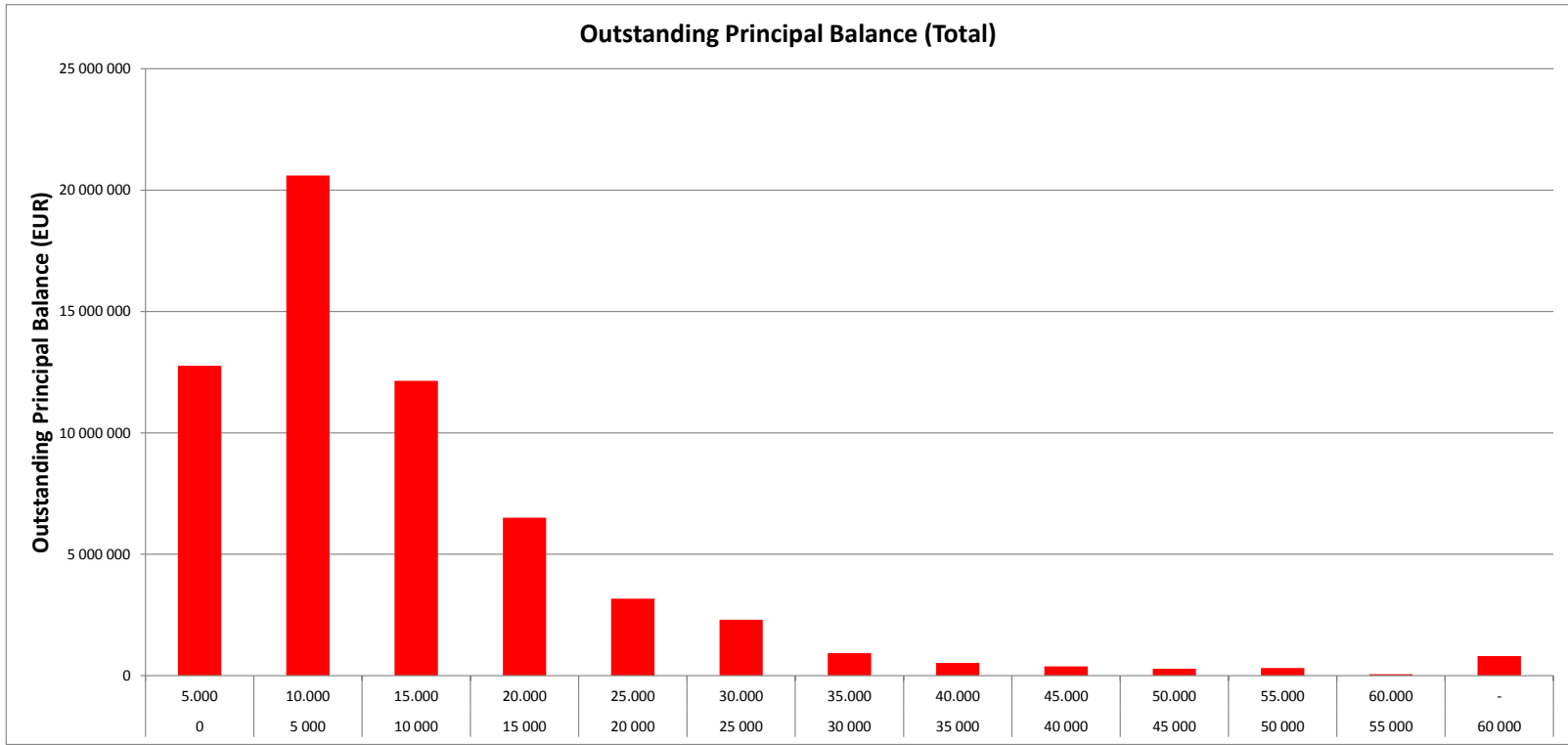




**SCFI Rahoituspalvelut DAC**  
**Monthly Investor Report**

**8.b Outstanding Principal Balance Graph**

Reporting Date	27.09.2017				
Payment date	25.09.2017				
Period No	34				
Monthly Period	Aug 2017	Fixed rate	=	30/360 days	
Interest Period	from 25.08.2017	to 25.09.2017	=	31 days	



**SCFI Rahoituspalvelut DAC**  
**Monthly Investor Report**

**9.a Geographical Distribution**



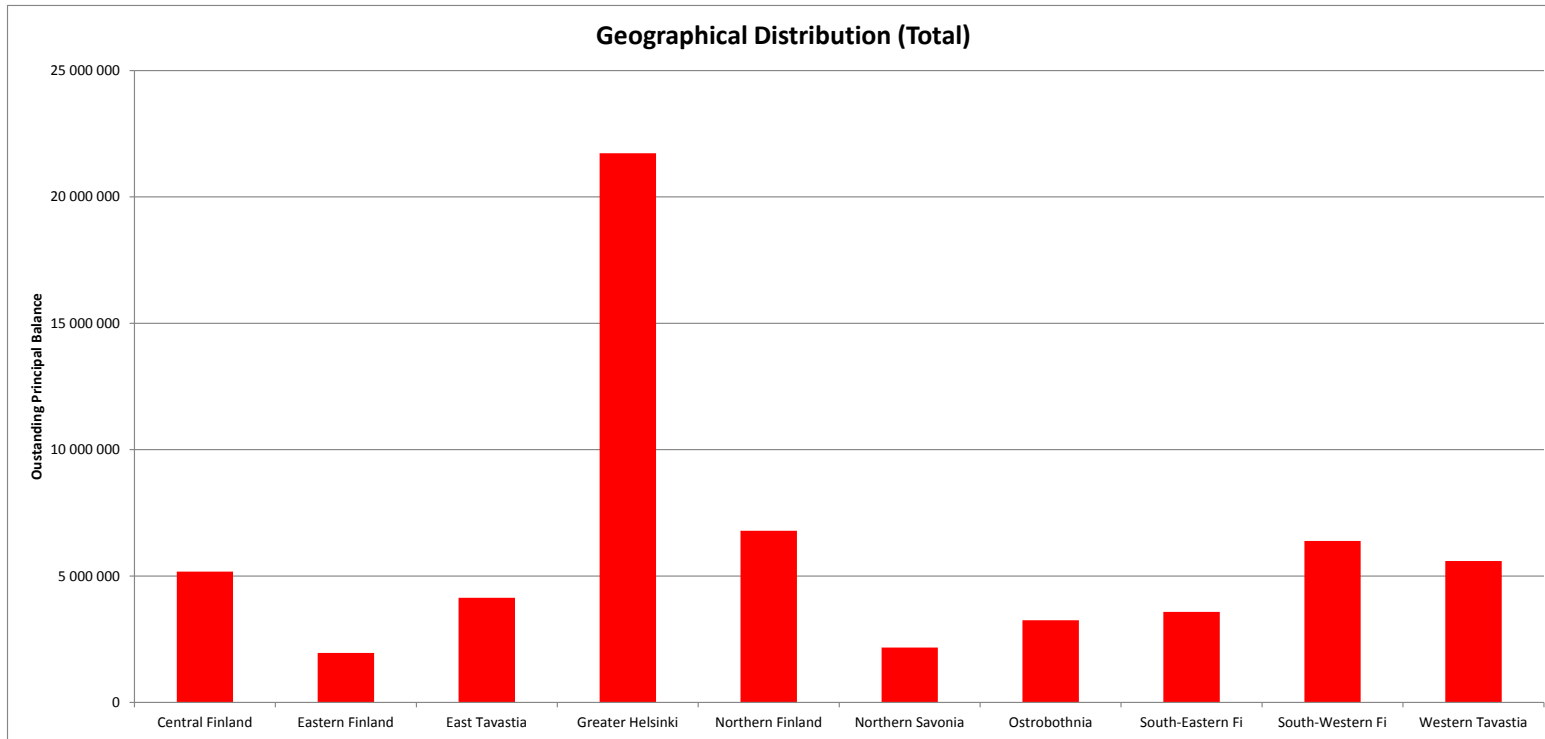
Reporting Date	27.09.2017				
Payment date	25.09.2017				
Period No	34				
Monthly Period	Aug 2017		Fixed rate	=	30/360 days
Interest Period	from	25.08.2017	to	=	31 days

TOTAL						
District	No	Outstanding balance	% of Outstanding balance	WA months to ma	WA seasoning	
Central Finland	838	5 174 434	8,51 %	18,7		40,6
Eastern Finland	285	1 958 782	3,22 %	18,7		40,8
East Tavastia	597	4 138 469	6,81 %	18,3		41,2
Greater Helsinki	3 145	21 727 566	35,75 %	18,6		40,8
Northern Finland	1 019	6 795 471	11,18 %	18,8		40,7
Northern Savonia	309	2 172 763	3,57 %	18,5		40,9
Ostrobothnia	523	3 252 132	5,35 %	18,0		40,8
South-Eastern Fi	577	3 579 590	5,89 %	19,0		40,8
South-Western Fi	974	6 387 612	10,51 %	18,7		41,0
Western Tavastia	869	5 596 179	9,21 %	18,7		40,7
Total	9 136	60 782 997	100 %			

**SCFI Rahoituspalvelut DAC**  
**Monthly Investor Report**

**9.b Geographical Distribution Graph**

Reporting Date	27.09.2017	
Payment date	25.09.2017	
Period No	34	
Monthly Period	Aug 2017	Fixed rate = 30/360 days
Interest Period	from 25.08.2017 to 25.09.2017	= 31 days



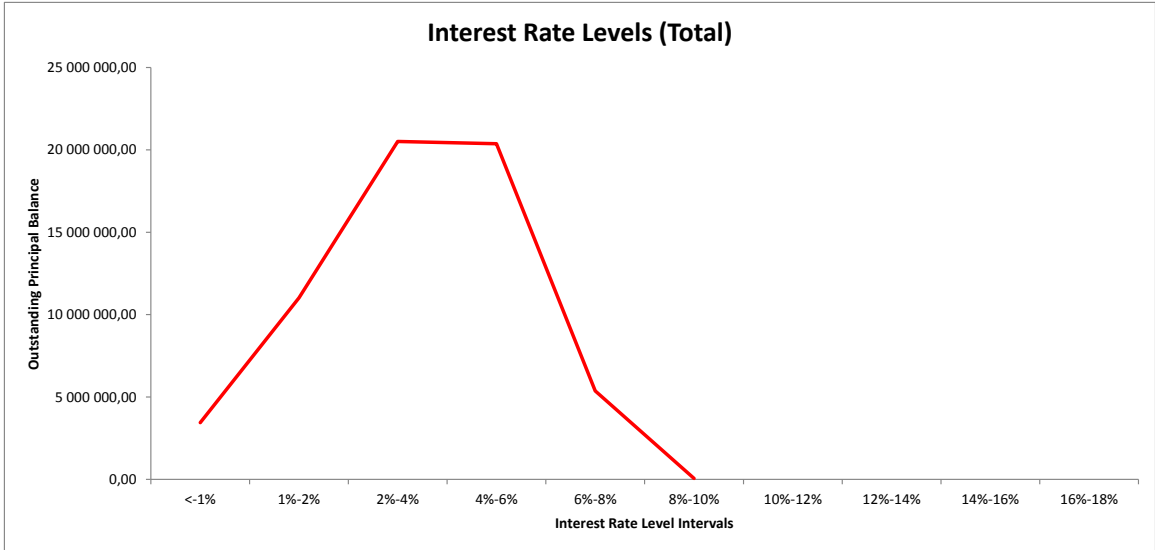


**SCFI Rahoituspalvelut DAC**  
**Monthly Investor Report**

**10.b Interest Rate**



Reporting Date	27.09.2017	
Payment date	25.09.2017	
Period No	34	
Monthly Period	Aug 2017	Fixed rate = 30/360 days
Interest Period	from 25.08.2017 to 25.09.2017	= 31 days



**SCFI Rahoituspalvelut DAC**  
**Monthly Investor Report**

**11.a Remaining Terms**



Reporting Date	27.09.2017	
Payment date	25.09.2017	
Period No	34	
Monthly Period	Aug 2017	Fixed rate = 30/360 days
Interest Period	from 25.08.2017 to 25.09.2017	= 31 days

TOTAL							
Min	Max	No	Outstanding balance	%	WA months to maturity	WA seasoning	
0		40	22 006	0,04 %	0,0	53,6	
1		2 195	6 677 315	10,99 %	9,5	43,4	
13		6 673	51 637 068	84,95 %	19,4	40,6	
25		227	2 441 859	4,02 %	26,4	37,2	
37		1	4 749	0,01 %	38,0	46,0	
49		0	0	0,00 %	0,0	0,0	
61							
73							
85							
97							
109							
121							
Total		9 136	60 782 997	100 %			

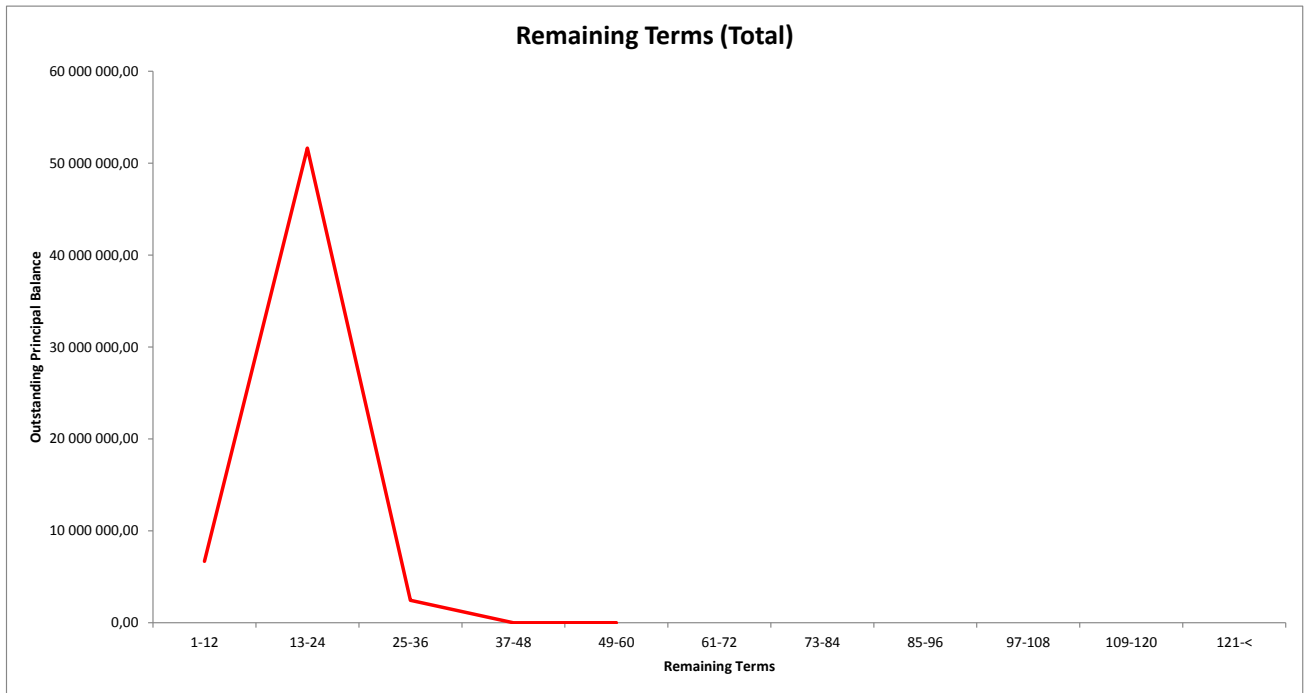


**SCFI Rahoituspalvelut DAC**  
**Monthly Investor Report**

**11.b Remaining Terms**



Reporting Date	27.09.2017	
Payment date	25.09.2017	
Period No	34	
Monthly Period	Aug 2017	Fixed rate = 30/360 days
Interest Period	from 25.08.2017 to 25.09.2017	= 31 days



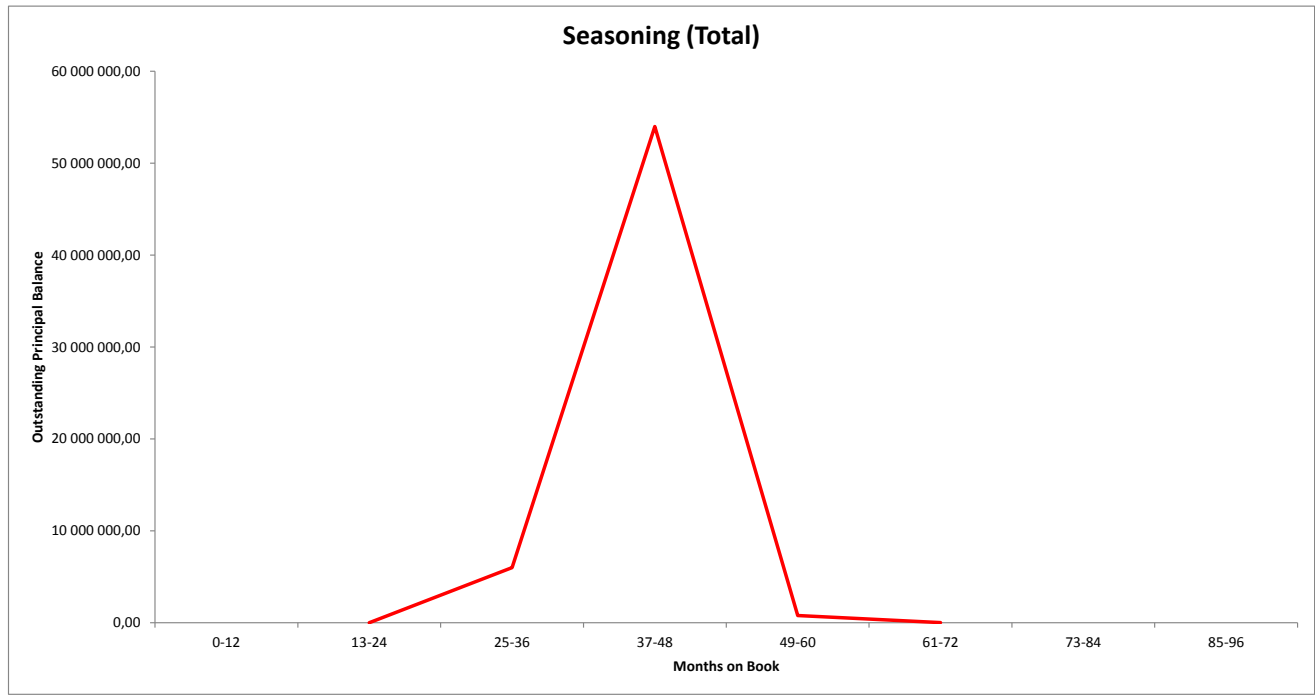


**SCFI Rahoituspalvelut DAC**  
**Monthly Investor Report**

**12.b Seasoning**



Reporting Date	27.09.2017	
Payment date	25.09.2017	
Period No	34	
Monthly Period	Aug 2017	Fixed rate = 30/360 days
Interest Period	from 25.08.2017 to 25.09.2017	= 31 days



**SCFI Rahoituspalvelut DAC**  
**Monthly Investor Report**

**13.a Balloon loans**



Reporting Date	27.09.2017	
Payment date	25.09.2017	
Period No	34	
Monthly Period	Aug 2017	Fixed rate = 30/360 days
Interest Period	from 25.08.2017 to 25.09.2017	= 31 days

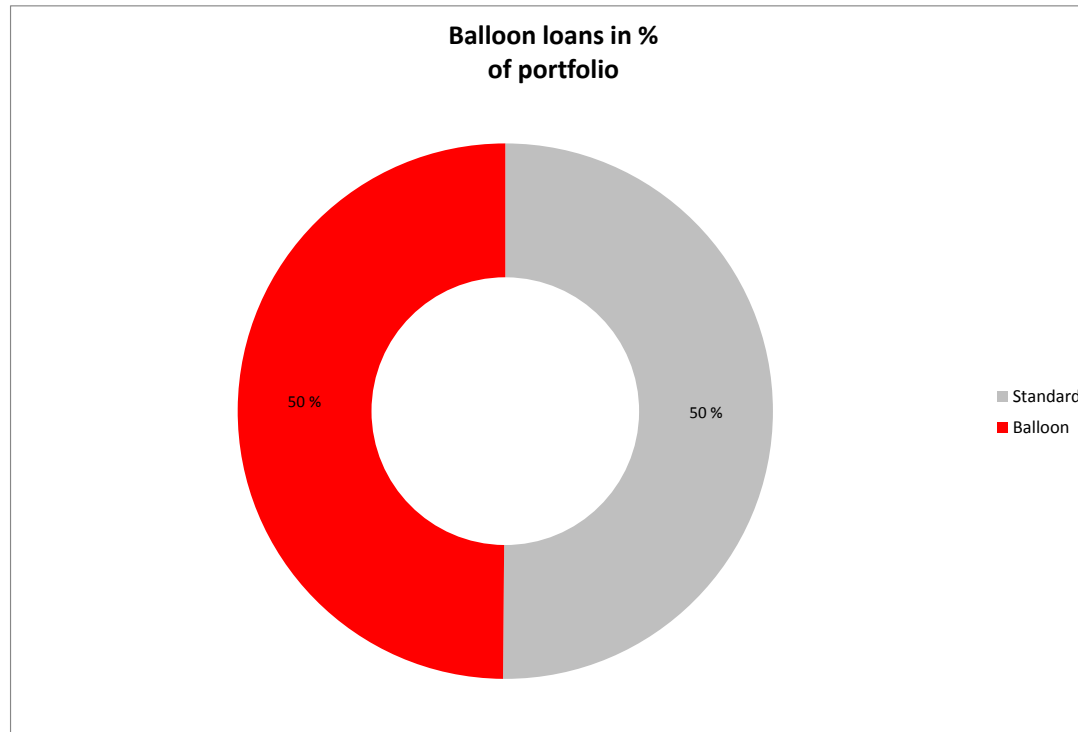
Balloon loans in % of portfolio	TOTAL							
	Min	No	Outstanding balance	% of Outstanding Balance	Residual Value	Residual of Total	WA months to maturity	WA seasoning
Standard		6 700	30 474 167	50,14 %	1 368	0,00 %	18,3	40,6
Balloon		2 436	30 308 830	49,86 %	15 734 485	51,91 %	19,0	41,0
Total		9 136	60 782 997	100 %	15 735 853	25,89 %		

**SCFI Rahoituspalvelut DAC**  
**Monthly Investor Report**

**13.b Balloon loans**



Reporting Date	27.09.2017	
Payment date	25.09.2017	
Period No	34	
Monthly Period	Aug 2017	Fixed rate = 30/360 days
Interest Period	from 25.08.2017 to 25.09.2017	= 31 days






**SCFI Rahoituspalvelut DAC**  
**Monthly Investor Report**

**14.b # loans per borrower**



Reporting Date	27.09.2017				
Payment date	25.09.2017				
Period No	34				
Monthly Period	Aug 2017	Fixed rate	=	30/360 days	
Interest Period	from 25.08.2017	to 25.09.2017	=	31 days	



SCFI Rahoituspalvelut DAC  
Monthly Investor Report

**15.a Amortization Profile**



Reporting Date	27.09.2017	
Payment date	25.09.2017	
Period No	34	
Monthly Period	Aug 2017	Fixed rate = 30/360 days
Interest Period	from 25.08.2017 to 25.09.2017	= 31 days

Period	TOTAL					
	Opening Balance	Closing Balance	Amortization	Interest	Yield	Percentage
1	60 782 997	58 050 548	2 732 449	197 015	3,96 %	95,50 %
2	58 050 548	55 379 176	2 671 372	188 071	3,96 %	91,11 %
3	55 379 176	52 744 609	2 634 568	179 236	3,95 %	86,78 %
4	52 744 609	50 151 313	2 593 296	170 535	3,95 %	82,51 %
5	50 151 313	47 575 486	2 575 826	161 924	3,94 %	78,27 %
6	47 575 486	45 039 155	2 536 332	153 397	3,94 %	74,10 %
7	45 039 155	42 489 250	2 549 904	144 976	3,93 %	69,90 %
8	42 489 250	40 045 722	2 443 528	136 540	3,93 %	65,88 %
9	40 045 722	37 585 169	2 460 553	128 461	3,92 %	61,84 %
10	37 585 169	35 163 874	2 421 295	120 344	3,91 %	57,85 %
11	35 163 874	32 570 406	2 593 468	112 405	3,90 %	53,58 %
12	32 570 406	29 657 368	2 913 038	103 734	3,89 %	48,79 %
13	29 657 368	26 916 676	2 740 692	94 022	3,87 %	44,28 %
14	26 916 676	23 975 840	2 940 835	85 062	3,86 %	39,44 %
15	23 975 840	21 480 306	2 495 535	75 680	3,85 %	35,34 %
16	21 480 306	18 978 005	2 502 300	67 564	3,84 %	31,22 %
17	18 978 005	16 125 201	2 852 805	59 731	3,84 %	26,53 %
18	16 125 201	13 436 901	2 688 300	50 665	3,84 %	22,11 %
19	13 436 901	11 009 846	2 427 055	42 015	3,82 %	18,11 %
20	11 009 846	8 706 039	2 303 807	34 139	3,79 %	14,32 %

Amortization profile (first 20 periods)

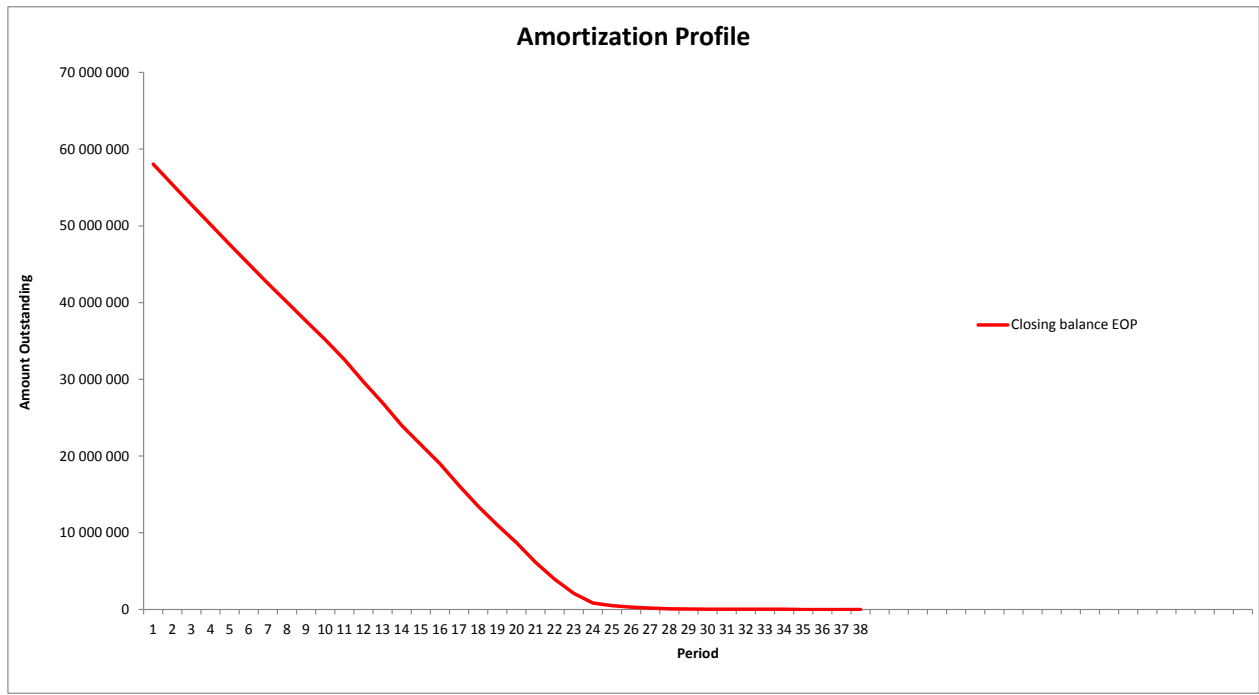


**SCFI Rahoituspalvelut DAC**  
**Monthly Investor Report**

**15.b Amortization Profile**



Reporting Date	27.09.2017	
Payment date	25.09.2017	
Period No	34	
Monthly Period	Aug 2017	Fixed rate = 30/360 days
Interest Period	from 25.08.2017 to 25.09.2017	= 31 days



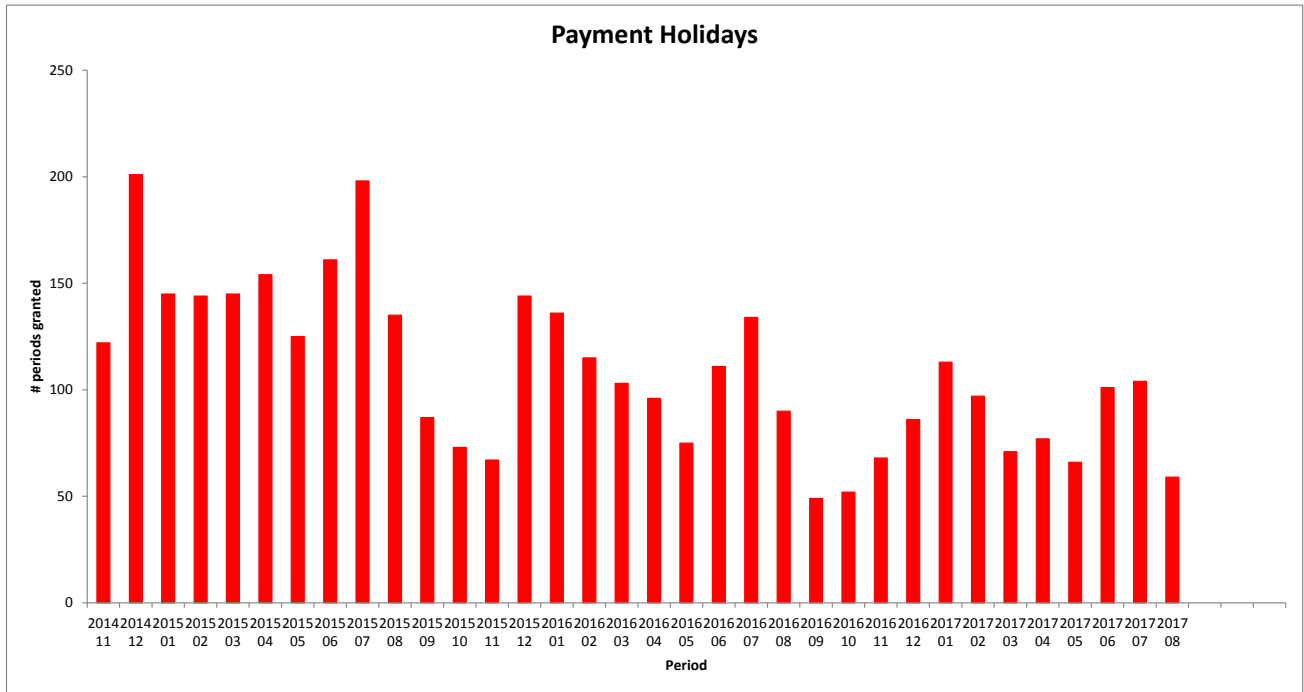


SCFI Rahoituspalvelut DAC  
Monthly Investor Report

16.b Payment Holidays



Reporting Date	27.09.2017	
Payment date	25.09.2017	
Period No	34	
Monthly Period	Aug 2017	Fixed rate = 30/360 days
Interest Period	from 25.08.2017 to 25.09.2017	= 31 days



**SCFI Rahoituspalvelut DAC**  
**Monthly Investor Report**

**17.a Downpayment**



Reporting Date	27.09.2017	
Payment date	25.09.2017	
Period No	34	
Monthly Period	Aug 2017	Fixed rate = 30/360 days
Interest Period	from 25.08.2017 to 25.09.2017	= 31 days

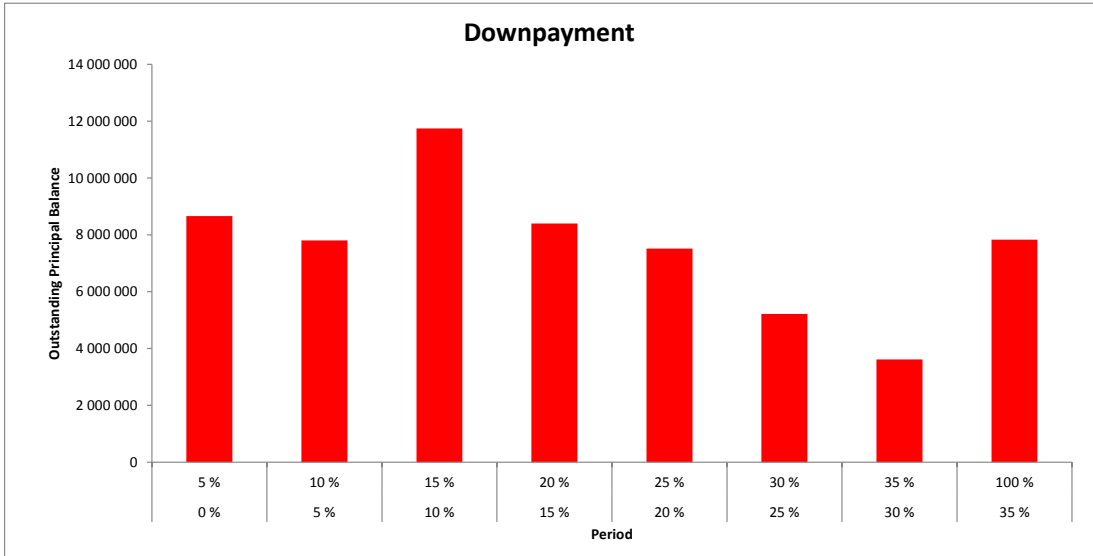
TOTAL							
Downpayment %	Min (>=)	Max (<)	No	Outstanding balance	%	WA months to maturity	WA seasoning
	0 %	5 %	1 075	8 662 773	14,3 %	20,0	40,3
	5 %	10 %	1 106	7 802 090	12,8 %	19,3	40,8
	10 %	15 %	1 715	11 742 972	19,3 %	18,8	40,9
	15 %	20 %	1 241	8 396 271	13,8 %	18,3	41,1
	20 %	25 %	1 110	7 516 620	12,4 %	18,2	40,9
	25 %	30 %	743	5 219 466	8,6 %	18,3	40,8
	30 %	35 %	568	3 613 286	5,9 %	18,0	40,7
	35 %	100 %	1 578	7 829 520	12,9 %	17,3	40,9
Total			9 136	60 782 997	100 %		

**SCFI Rahoituspalvelut DAC**  
**Monthly Investor Report**

**17.b Downpayment**



Reporting Date	27.09.2017		
Payment date	25.09.2017		
Period No	34		
Monthly Period	Aug 2017	Fixed rate	= 30/360 days
Interest Period	from 25.08.2017	to 25.09.2017	= 31 days



SCFI Rahoituspalvelut DAC  
Monthly Investor Report

**18.a Vehicle Condition**



Reporting Date	27.09.2017				
Payment date	25.09.2017				
Period No	34				
Monthly Period	Aug 2017	Fixed rate	=	30/360 days	
Interest Period	from 25.08.2017	to 25.09.2017	=	31 days	

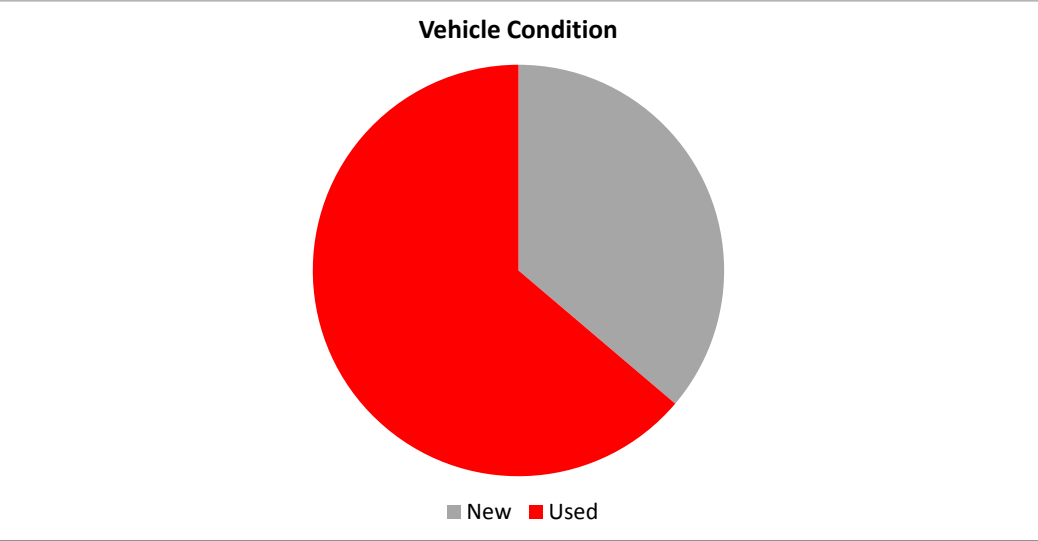
Vehicle condition	TOTAL					
	Vehicle condition	No	Outstanding balance	%	WA months to maturity	WA seasoning
	New	2 362	22 006 283	36,2 %	18,4	41,1
	Used	6 774	38 776 714	63,8 %	18,8	40,6
	Total	9 136	60 782 997	100 %		

SCFI Rahoituspalvelut DAC  
Monthly Investor Report

18.b Vehicle Condition



Reporting Date	27.09.2017				
Payment date	25.09.2017				
Period No	34				
Monthly Period	Aug 2017	Fixed rate	=	30/360 days	
Interest Period	from 25.08.2017	to 25.09.2017	=	31 days	



SCFI Rahoituspalvelut DAC  
Monthly Investor Report

19.a Borrower Type



Reporting Date	27.09.2017				
Payment date	25.09.2017				
Period No	34				
Monthly Period	Aug 2017	Fixed rate	=	30/360 days	
Interest Period	from 25.08.2017	to 25.09.2017	=	31 days	

TOTAL						
Borrower Type	Borrower type	No	Outstanding balance	%	WA months to maturity	WA seasoning
	Company	1 072	9 655 028	15,9 %	17,6	41,0
	Private	8 064	51 127 969	84,1 %	18,8	40,7
	Total	9 136	60 782 997	100 %		

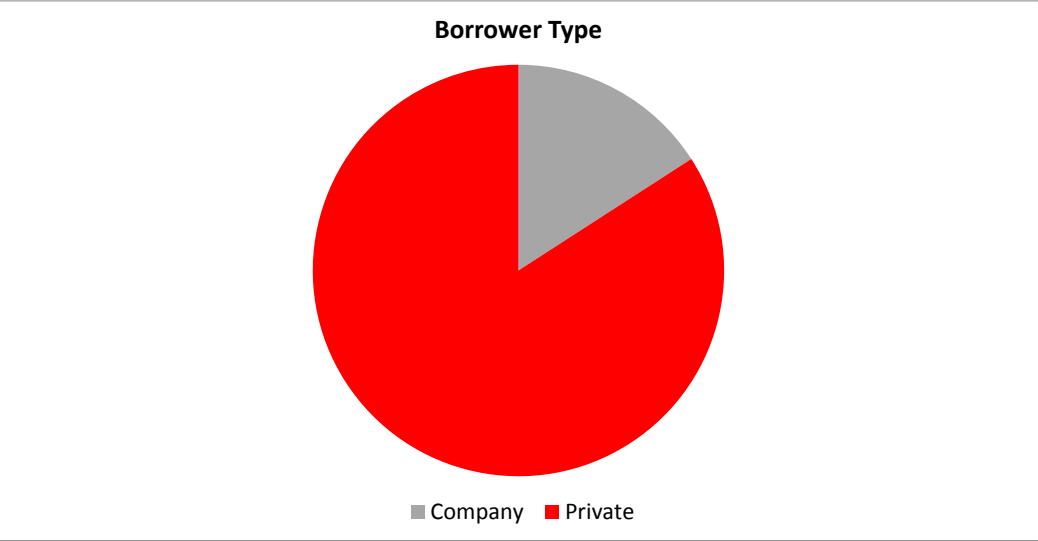


**SCFI Rahoituspalvelut DAC**  
**Monthly Investor Report**

**19.b Borrower Type**



Reporting Date	27.09.2017				
Payment date	25.09.2017				
Period No	34				
Monthly Period	Aug 2017	Fixed rate	=	30/360 days	
Interest Period	from 25.08.2017	to 25.09.2017	=	31 days	



**SCFI Rahoituspalvelut DAC**  
**Monthly Investor Report**

**20.a Vehicle type**



Reporting Date	27.09.2017				
Payment date	25.09.2017				
Period No	34				
Monthly Period	Aug 2017		Fixed rate	=	30/360 days
Interest Period	from	25.08.2017	to	25.09.2017	= 31 days

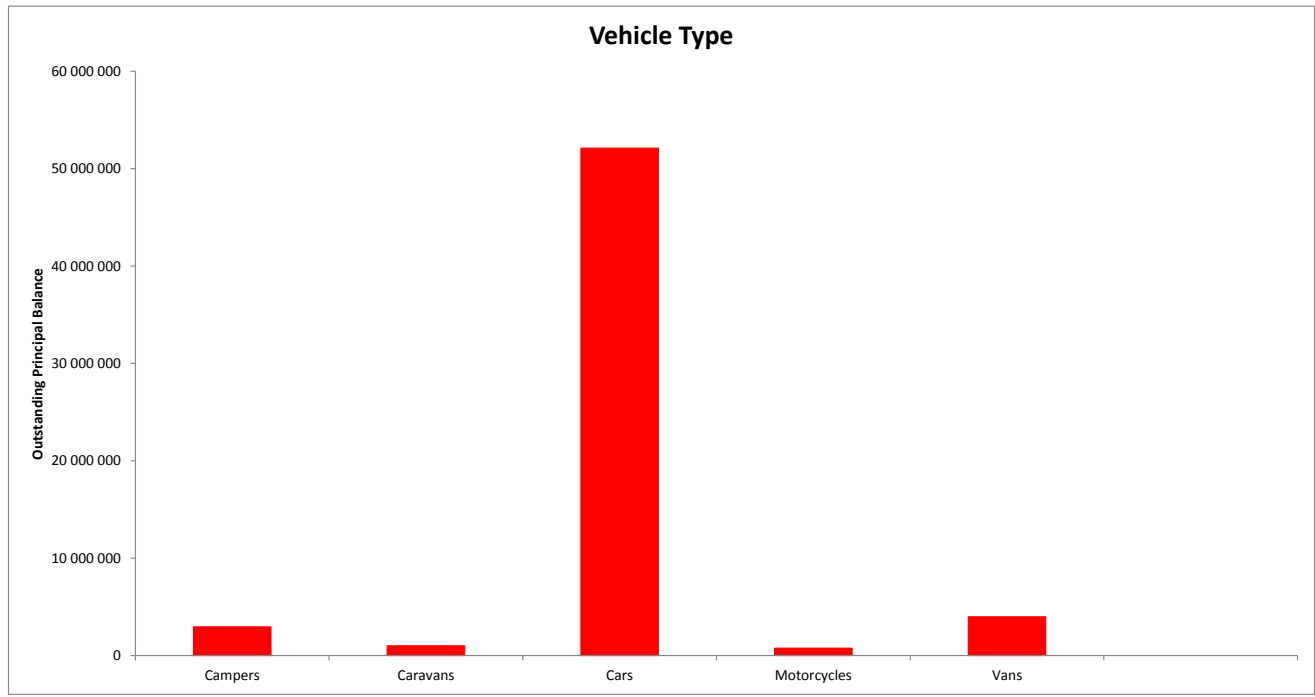
TOTAL						
Vehicle type	Min	No	Outstanding balance	% of Outstanding Balance	WA months to maturity	WA seasoning
Campers		188	2 948 448	4,85 %	28,2	79,76
Caravans		154	996 474	1,64 %	18,1	41,54
Cars		8 048	52 100 065	85,71 %	18,7	40,77
Motorcycles		170	762 021	1,25 %	18,9	39,72
Vans		576	3 975 989	6,54 %	17,6	41,18
		9 136	60 782 997	100 %		

**SCFI Rahoituspalvelut DAC**  
**Monthly Investor Report**

**20.b Vehicle type**



Reporting Date	27.09.2017				
Payment date	25.09.2017				
Period No	34				
Monthly Period	Aug 2017	Fixed rate	=	30/360 days	
Interest Period	from 25.08.2017	to 25.09.2017	=	31 days	



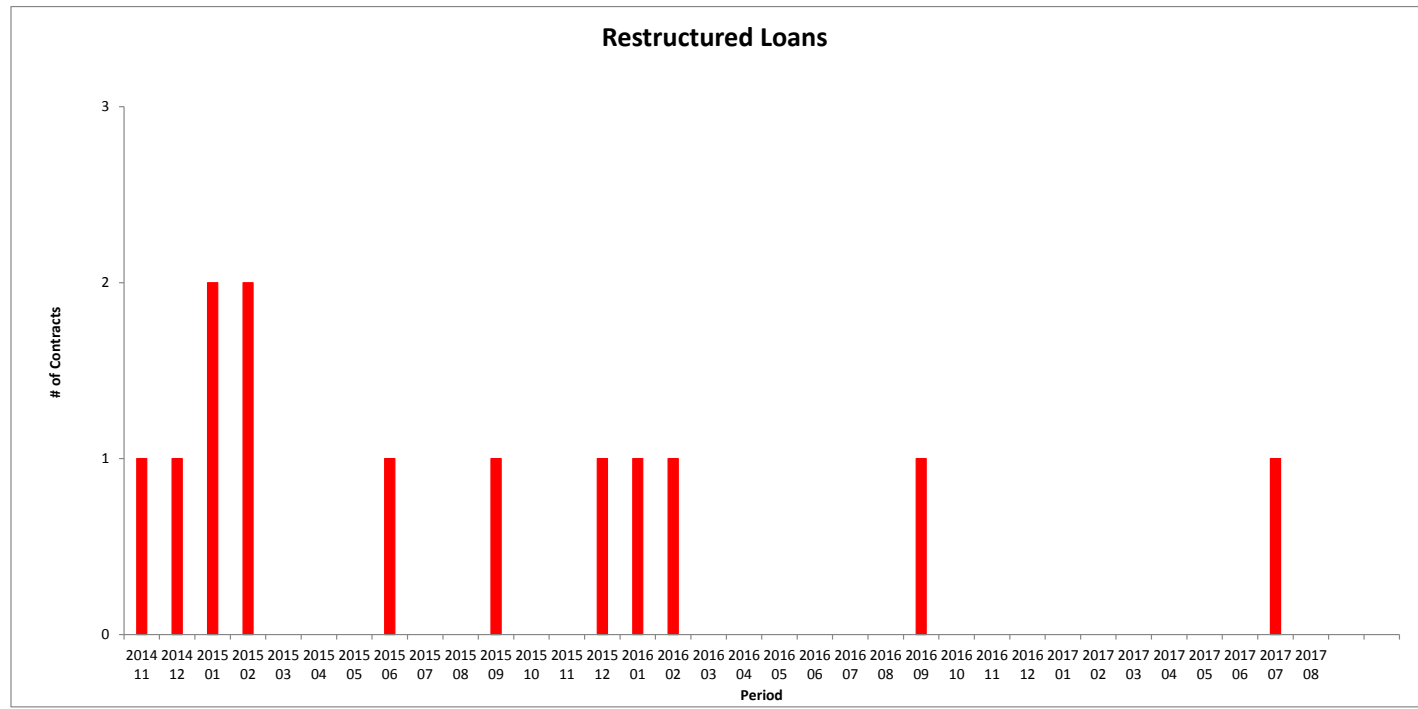


SCFI Rahoituspalvelut DAC  
Monthly Investor Report

**21.b Restructured Loans**



Reporting Date	27.09.2017				
Payment date	25.09.2017				
Period No	34				
Monthly Period	Aug 2017	Fixed rate	=	30/360 days	
Interest Period	from 25.08.2017	to 25.09.2017	=	31 days	



**SCFI Rahoituspalvelut DAC**  
**Monthly Investor Report**

**22.a Dynamic Interest rate**



Reporting Date	27.09.2017	
Payment date	25.09.2017	
Period No	34	
Monthly Period	Aug 2017	Fixed rate = 30/360 days
Interest Period	from 25.08.2017 to 25.09.2017	= 31 days

TOTAL		
Period	Closing balance	WA Interest rate
2014 11	482 997 572	4,01 %
2014 12	464 830 497	4,01 %
2015 01	445 935 670	4,01 %
2015 02	427 392 973	4,00 %
2015 03	408 409 085	3,99 %
2015 04	389 516 915	3,99 %
2015 05	372 810 567	3,99 %
2015 06	354 909 729	3,98 %
2015 07	337 095 392	3,97 %
2015 08	321 530 132	3,96 %
2015 09	304 507 755	3,95 %
2015 10	287 463 115	3,95 %
2015 11	271 684 934	3,94 %
2015 12	257 000 517	3,94 %
2016 01	243 048 311	3,94 %
2016 02	228 579 251	3,94 %
2016 03	213 759 499	3,93 %
2016 04	199 749 553	3,93 %
2016 05	187 002 570	3,93 %
2016 06	175 020 461	3,93 %
2016 07	164 174 646	3,93 %
2016 08	152 933 187	3,93 %
2016 09	142 283 907	3,93 %
2016 10	132 381 185	3,93 %
2016 11	123 070 792	3,93 %
2016 12	114 898 952	3,93 %
2017 01	106 490 826	3,93 %
2017 02	99 327 732	3,92 %
2017 03	91 224 229	3,91 %
2017 04	84 411 805	3,91 %
2017 05	78 118 313	3,90 %
2017 06	72 020 561	3,91 %
2017 07	66 347 453	3,90 %
2017 08	60 782 997	3,89 %

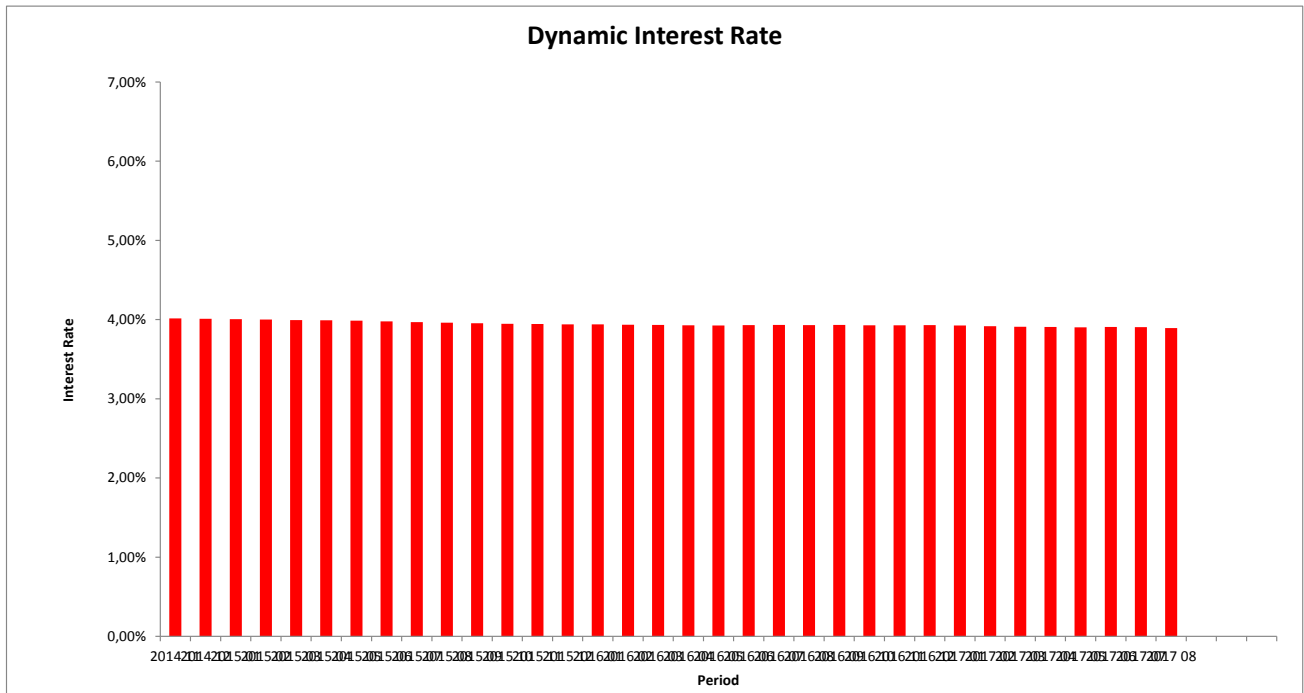
Interest rate evolution

**SCFI Rahoituspalvelut DAC**  
**Monthly Investor Report**

**22.b Dynamic Interest Rate**



Reporting Date	27.09.2017	
Payment date	25.09.2017	
Period No	34	
Monthly Period	Aug 2017	Fixed rate = 30/360 days
Interest Period	from 25.08.2017 to 25.09.2017	= 31 days



SCFI Rahoituspalvelut DAC  
Monthly Investor Report

23.a Dynamic Pre-Payments



Reporting Date	27.09.2017			
Payment date	25.09.2017			
Period No	34			
Monthly Period	from	Aug 2017	to	Fixed rate = 30/360 days
Interest Period		25.08.2017		= 31 days

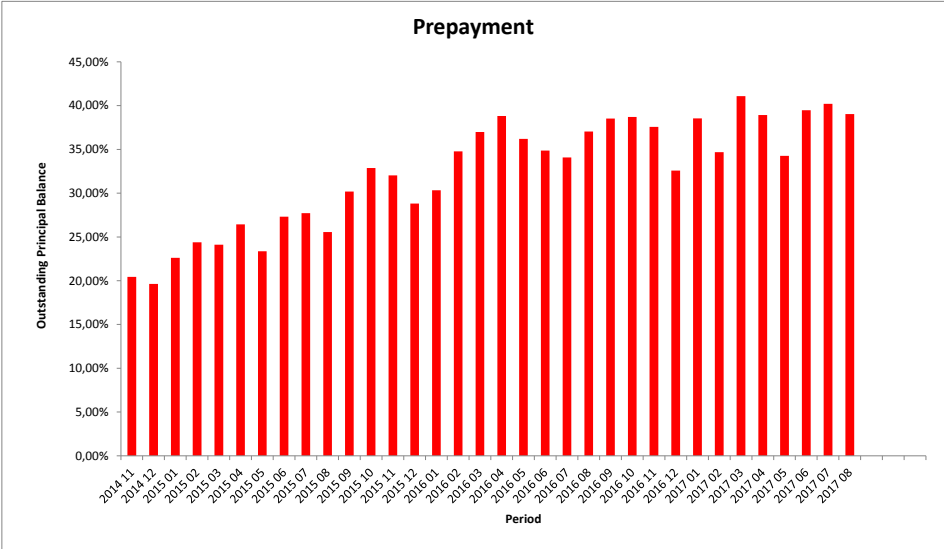
TOTAL				
Period	Sum of Pre-Payments	Closing Balance	CPR Annual	
2014 11	16 943 393	482 997 572	20,43 %	
2014 12	8 394 522	464 830 497	19,64 %	
2015 01	9 428 656	445 935 670	22,62 %	
2015 02	9 845 106	427 392 973	24,40 %	
2015 03	9 282 539	408 409 085	24,11 %	
2015 04	9 837 466	389 516 915	26,43 %	
2015 05	8 174 137	372 810 567	23,36 %	
2015 06	9 310 365	354 909 729	27,31 %	
2015 07	8 998 570	337 095 392	27,72 %	
2015 08	7 811 891	321 530 132	25,56 %	
2015 09	8 979 898	304 507 755	30,18 %	
2015 10	9 393 778	287 463 115	32,88 %	
2015 11	8 603 575	271 684 934	32,03 %	
2015 12	7 176 032	257 000 517	28,81 %	
2016 01	7 209 865	243 048 311	30,33 %	
2016 02	7 993 846	228 579 251	34,77 %	
2016 03	8 070 860	213 759 499	36,99 %	
2016 04	8 010 145	199 749 553	38,81 %	
2016 05	6 873 940	187 002 570	36,20 %	
2016 06	6 144 177	175 020 461	34,87 %	
2016 07	5 603 865	164 174 646	34,08 %	
2016 08	5 785 252	152 933 187	37,05 %	
2016 09	5 652 394	142 283 907	38,52 %	
2016 10	5 289 478	132 381 185	38,70 %	
2016 11	4 738 838	123 070 792	37,57 %	
2016 12	3 714 287	114 898 952	32,59 %	
2017 01	4 234 119	106 490 826	38,55 %	
2017 02	3 464 563	99 327 732	34,69 %	
2017 03	3 935 120	91 224 229	41,09 %	
2017 04	3 397 102	84 411 805	38,92 %	
2017 05	2 684 205	78 118 313	34,27 %	
2017 06	2 950 547	72 020 561	39,47 %	
2017 07	2 782 559	66 347 453	40,20 %	
2017 08	2 455 289	60 782 997	39,03 %	



**23.b Dynamic Pre-Payments**



Reporting Date	27.09.2017		
Payment date	25.09.2017		
Period No	34		
Monthly Period	from	Aug 2017	Fixed rate = 30/360 days
Interest Period	to	25.08.2017	= 31 days



SCFI Rahoituspalvelut DAC  
Monthly Investor Report

24. Delinquency



Reporting Date	27.09.2017				
Payment date	25.09.2017				
Period No	34				
Monthly Period	Aug 2017	Fixed rate	=	30/360 days	
Interest Period	from 25.08.2017	to 25.09.2017	=	31 days	

year	mth	Total outstanding	accounts current	balance current	accounts 1-30	balance 1-30	accounts 30-60	balance 30-60	accounts 60-90	balance 60-90	accounts 90-120	balance 90-120	accounts 120-150	balance 120-150	accounts 150-180	balance 150-180	New defaults Count	New defaults Balance	
2015	11	482 997 572	33 078	451 050 167	1 886	27 827 140	261	3 634 790	34	485 475							0	0	
	12	464 830 497	32 612	436 253 869	1 760	25 280 176	186	2 366 818	49	733 413	14	196 220					1	15 913	
	1	445 935 670	31 932	418 959 066	1 614	22 821 683	221	3 093 308	53	623 603	24	311 711	10	126 299			5	72 683	
	2	427 392 973	31 031	399 327 802	1 704	23 813 707	220	3 072 117	43	626 304	23	266 647	20	247 024	2	39 375	6	79 114	
	3	408 409 085	29 745	375 806 629	2 097	28 707 420	200	2 617 265	47	830 883	19	253 515	10	108 575	6	84 797	25	365 310	
	4	389 516 915	29 144	361 109 820	1 806	24 191 827	214	2 989 805	60	779 752	19	236 416	10	160 829	5	48 466	18	183 239	
	5	372 810 567	27 908	339 530 532	2 196	28 528 491	250	3 210 336	69	976 764	22	269 896	15	246 892	4	47 656	14	175 057	
	6	354 909 729	27 305	326 630 027	1 891	24 004 311	234	2 938 634	57	751 122	32	345 138	11	149 036	6	91 461	20	249 304	
	7	337 095 392	26 721	313 744 063	1 537	19 559 157	213	2 579 731	53	737 918	20	246 887	15	192 205	4	35 430	29	347 996	
	8	321 530 132	25 356	292 959 395	1 983	24 666 738	218	2 450 722	54	735 072	30	504 409	11	121 105	8	92 690	16	192 631	
	9	304 507 755	24 772	280 299 264	1 684	20 786 899	205	2 374 603	41	432 114	19	252 841	17	288 537	7	73 498	18	207 248	
	10	287 463 115	24 044	265 978 247	1 473	17 749 444	220	2 668 113	44	539 620	18	201 967	10	151 492	9	174 232	26	285 038	
11	271 684 934	22 872	247 653 713	1 769	20 406 327	225	2 518 506	51	670 996	19	247 288	12	133 923	3	54 181	17	270 008		
12	257 000 517	22 346	235 947 663	1 522	17 941 309	205	2 151 996	47	478 950	18	227 244	13	215 631	6	37 725	11	160 010		
2016	1	243 048 311	21 263	219 517 178	1 742	19 654 911	235	2 918 687	61	574 033	23	234 373	6	75 026	3	74 104	23	261 801	
	2	228 579 251	20 557	207 051 545	1 595	18 139 637	206	2 228 912	52	729 360	24	243 778	13	152 443	3	33 575	7	126 695	
	3	213 759 499	19 806	194 710 005	1 470	16 089 766	202	2 034 417	39	552 822	18	214 205	12	114 711	4	43 574	21	241 381	
	4	199 749 553	19 094	183 519 434	1 205	13 024 752	230	2 483 366	44	394 264	10	102 264	11	154 624	6	70 849	10	83 732	
	5	187 002 570	17 846	167 121 435	1 582	16 791 107	208	2 186 184	54	613 021	20	163 628	4	54 483	4	72 711	17	152 403	
	6	175 020 461	17 329	159 013 971	1 306	13 314 784	177	1 876 854	55	590 938	16	152 627	9	62 416	1	8 871	15	171 418	
	7	164 174 646	16 369	147 197 085	1 401	13 967 271	213	2 056 050	44	434 114	33	385 039	10	102 148	5	32 939	6	45 032	
	8	152 933 187	15 686	138 308 072	1 220	12 137 902	186	1 686 092	46	438 651	19	158 064	14	167 295	3	37 112	16	136 194	
	9	142 283 907	15 027	130 005 528	1 019	10 056 900	158	1 521 775	41	361 257	26	236 937	6	60 060	4	41 451	15	194 348	
	10	132 381 185	14 053	118 607 609	1 201	11 477 836	172	1 601 232	43	417 241	15	135 338	10	114 141	3	27 787	13	93 356	
	11	123 070 792	13 470	111 243 215	1 030	9 638 620	160	1 395 169	48	469 098	12	127 393	10	103 523	6	93 774	15	82 932	
	12	114 898 952	12 966	104 303 659	927	8 391 590	161	1 516 371	32	310 952	19	190 071	10	104 539	7	81 771	12	123 991	
2017	1	106 490 826	12 117	94 893 712	1 056	9 397 901	172	1 563 615	44	364 250	12	96 258	15	147 311	2	27 778	21	229 811	
	2	99 327 732	11 592	88 868 633	994	8 567 448	152	1 336 214	39	318 385	14	146 130	4	20 163	6	70 760	11	82 660	
	3	91 224 229	11 028	82 697 284	816	6 625 036	168	1 392 278	34	326 797	11	86 607	8	80 245	3	15 982	9	74 802	
	4	84 411 805	10 370	75 550 869	865	6 807 929	190	1 456 126	43	401 472	12	117 109	5	39 806	4	38 494	15	108 426	
	5	78 118 313	9 793	69 228 930	911	7 264 042	136	1 006 995	43	407 542	21	170 357	4	22 550	3	17 897	10	102 299	
	6	72 020 561	9 421	65 121 909	714	5 332 248	139	1 040 460	35	301 328	10	121 603	11	100 201	1	2 812	10	35 919	
	7	66 347 453	8 698	58 478 099	826	6 173 935	150	1 078 050	35	282 496	16	173 988	8	77 535	9	83 350	1	2 812	
	8	60 782 997	8 241	54 126 020	711	5 331 045	135	957 947	31	206 184	12	98 283	5	56 335	1	7 183	14	132 663	
	9																		
	10																		
	11																		
	12																		

SCFI Rahoituspalvelut DAC  
Monthly Investor Report

25. Defaults, Recoveries and Losses by Quarter of Default

Reporting Date	27.09.2017	
Payment date	25.09.2017	
Period No	34	
Monthly Period	Aug 2017	Fixed rate = 30/360 days
Interest Period	from 25.08.2017 to 25.09.2017	= 31 days



Default Quarter	Default Amount	Recovery Quarter	2014 4			2015 1			2015 2			2015 3			2015 4						
			Recoveries	Cum. Recoveries	Loss	Recoveries	Cum. Recoveries	Loss	Recoveries	Cum. Recoveries	Loss	Recoveries	Cum. Recoveries	Loss	Recoveries	Cum. Recoveries	Loss				
2014 4	15 913	1	-	-	15 913	-	-	15 913	-	-	15 913	-	-	15 913	0	0	15 913				
2015 1	517 107	36				90 731	90 731	426 376				194 861	285 592	232 905	13 697	299 289	217 818	10 317	309 605	207 502	
2015 2	607 600	52										262 781	262 781	330 646	190 480	453 261	154 339	13 738	466 999	140 601	
2015 3	747 874	63													410 508	410 508	337 366		142 694	553 201	194 673
2015 4	715 056	53																345 643	345 643	369 412	
2016 1	629 877	51																			
2016 2	407 700	42																			
2016 3	375 574	37																			
2016 4	300 278	40																			
2017 1	387 272	41																			
2017 2	246 643	35																			
2017 3	135 475	15																			

Default Quarter	Default Amount	Recovery Quarter	2016 1			2016 2			2016 3			2016 4			2017 1						
			Recoveries	Cum. Recoveries	Loss	Recoveries	Cum. Recoveries	Loss	Recoveries	Cum. Recoveries	Loss	Recoveries	Cum. Recoveries	Loss	Recoveries	Cum. Recoveries	Loss				
2014 4	15 913	1			15 913			15 913	6 481	6 481	9 432										
2015 1	517 107	36	2 309	311 915	205 192	9 780	321 694	195 413	61 652	381 956	135 151	2 977	384 933	132 174	2 758	387 691	129 416				
2015 2	607 600	52	27 242	494 241	113 360	4 200	498 440	109 160	78 582	591 195	16 405	880	592 075	15 526	1 296	593 971	14 230				
2015 3	747 874	63	7 850	561 051	186 823	13 507	574 558	173 316	87 598	694 995	59 511	9 461	704 456	50 050	13 515	717 971	36 535				
2015 4	715 056	53	177 499	523 142	191 914	18 033	541 175	173 881	47 389	587 866	123 284	7 691	595 557	115 593	8 534	604 091	107 059				
2016 1	629 877	51	341 434	341 434	288 444	116 030	457 464	172 414	12 397	494 853	135 024	27 083	521 936	107 942	10 240	532 176	97 702				
2016 2	407 700	42				153 180	153 180	254 520	142 426	295 606	112 094	24 740	320 346	87 354	6 946	327 292	80 408				
2016 3	375 574	37							146 984	146 984	228 590	98 024	245 008	130 566	8 575	253 583	121 991				
2016 4	300 278	40										164 976	164 976	135 302	62 481	227 457	72 821				
2017 1	387 272	41													233 936	233 936	153 336				
2017 2	246 643	35																			
2017 3	135 475	15																			

Default Quarter	Default Amount	Recovery Quarter	2017 2			2017 Q3		
			Recoveries	Cum. Recoveries	Loss	Recoveries	Cum. Recoveries	Loss
2014 4	15 913	1						
2015 1	517 107	36	31 271	418 962	98 145	128	418 834	98 273
2015 2	607 600	52	20 417	613 788	6 188	451	614 239	6 638
2015 3	747 874	63	66 010	783 981	29 475	94	784 075	29 569
2015 4	715 056	53	108 725	712 816	1 666	252	713 069	1 919
2016 1	629 877	51	93 433	625 608	4 269	58	625 550	4 327
2016 2	407 700	42	7 230	334 523	73 177	21 990	356 513	51 187
2016 3	375 574	37	8 574	262 157	113 417	11 949	274 106	101 468
2016 4	300 278	40	6 205	233 662	66 616	10 185	243 847	56 432
2017 1	387 272	41	37 358	271 294	115 978	11 361	282 656	104 617
2017 2	246 643	35	173 941	173 941	72 702	44 554	218 495	28 148
2017 3	135 475	15				10 730	10 730	124 745

**SCFI Rahoituspalvelut DAC**  
**Monthly Investor Report**

**26. Priority of Payments**



Reporting Date	27.09.2017
Payment date	25.09.2017
Period No	34
Monthly Period	Aug 2017
Interest Period	from 25.08.2017 to 25.09.2017
Fixed rate	= 30/360 days
	= 31 days

**Purchaser Priority of Payments**

Purchaser Available Distribution Amount	+	5 816 750,15	EUR
Senior Expenses	-	12 292,10	EUR
Servicing Fee	-	26 170,46	EUR
Servicer Advance Reserve Fund Replenishment	-	-	EUR
Interest on Loan to Issuer	-	213 832,26	EUR
Principal on Loan to Issuer	-	5 564 455,33	EUR
		-	

**Issuer Priority of Payments**

Issuer Available Distribution Amount	+	8 374 124,15	EUR
Senior Expenses	-	7 336,56	EUR
Interest Class A	-	-	EUR
Interest Class B	-	21 842,00	EUR
Credit the Reserve Account up to the required Liquidity Reserve Amount	-	1 035 400,00	EUR
Prior to PDTE - Interest on Class C notes	-	5 583,00	EUR
Prior to PDTE - Interest on Class D notes	-	10 500,00	EUR
Principal Payments on Class A	-	-	EUR
Principal Payments on Class B	-	5 564 455,33	EUR
Principal Payments on Class C	-	-	EUR
Principal Payments on Class D	-	-	EUR
Interest on Class E notes	-	23 917,00	EUR
Principal Payments on Class E	-	-	EUR
Credit Reserve Account up to Required Reserve Amount	-	1 553 100,00	EUR
Interest on Class F notes	-	54 250,00	EUR
Principal Payments on Class F	-	-	EUR
Interest and Principal on Expenses Advance	-	-	EUR
Interest Issuer Subordinated Loan	-	398,99	EUR
Principal Issuer Subordinated Loan	-	-	EUR
Payment to Purchaser	-	97 341,27	EUR
		-	

**Purchaser Priority of Payments: Second Pass**

Available Distribution Amount	+	97 341,27	EUR
Interest on Purchaser Subordinated Loan (SAF)	-	15,41	EUR
Principal on Purchaser Subordinated Loan (SAF)	-	-	EUR
Payment of residual funds to Seller	=	97 325,86	EUR

**SCFI Rahoituspalvelut DAC**  
**Monthly Investor Report**

**27. Transaction Costs**



Reporting Date	27.09.2017	
Payment date	25.09.2017	
Period No	34	
Monthly Period	Aug 2017	Fixed rate = 30/360 days
Interest Period	from 25.08.2017 to 25.09.2017	= 31 days

Transaction Costs	Currency	All Notes	Class A	Class B	Class C	Class D	Class E	Class F
Senior Expenses	EUR	12 292,10						
Interest accrued for the Period	EUR	116 092,00	-	21 842,00	5 583,00	10 500,00	23 917,00	54 250,00
Cumulative Interest accrued	EUR	6 583 786,00	2 385 131,00	934 464,00	193 358,00	363 650,00	828 325,00	1 878 858,00
Interest Payments	EUR	116 092,00	-	21 842,00	5 583,00	10 500,00	23 917,00	54 250,00
Cumulative Interest Payments	EUR	6 583 786,00	2 385 131,00	934 464,00	193 358,00	363 650,00	828 325,00	1 878 858,00
Interest accrued on Subordinated Loan for the Period	EUR	398,99						
Cumulative Interest accrued on Subordinated Loan	EUR	48 967,48						
Interest Payments on Subordinated Loan	EUR	398,99						
Cumulative Interest Payments on Subordinated Loan	EUR	48 967,48						
Unpaid Interest for the Period	EUR	-						
Cumulative Unpaid Interest	EUR	-						

**SCFI Rahoituspalvelut DAC  
Monthly Investor Report**

**28. Contact Details**



**Santander Consumer Bank AS**

**Financial Markets**

Anders Bruun-Olsen	+47 21 08 37 70	anders.bruun.olsen@santanderconsumer.no
Priscilla Halverson	+47 21 08 37 72	priscilla.halverson@santanderconsumer.no
Morten Holme	+47 92 82 38 33	morten.holme@santanderconsumer.no
Joachim Joveng Rogne	+47 48 23 86 32	joachim.joveng.rogne@santanderconsumer.no

**Risk**

Tom Daniel Sivertsen	+47 47 03 88 47	tom.daniel.sivertsen@santanderconsumer.no
Ayan Ali	+47 48 50 46 46	ayan.ali@santanderconsumer.no

Reporting Date	27.09.2017				
Payment date	25.09.2017				
Period No	34				
Monthly Period	Aug 2017		Fixed rate	=	30/360 days
Interest Period	from 25.08.2017	to	25.09.2017	=	31 days