

SCF RAHOITUSPALVELUT 2013 LIMITED
Monthly Investor Report

Cover Sheet Monthly Investor Report



Reporting Date	27/02/2016				
Payment date	25/02/2016			Following payment dates:	25/04/2016
Period No	28				
Monthly Period	Jan 2016				
Interest Period	from 25/01/2016	to	25/02/2016	=	31 days
Cut-Off Date	31/01/2016				

Index	Page	
1	Portfolio Information	1
2	Amount Due for Distribution	2
3	Reserve Accounts	3
4	Performance Data	4
5	Outstanding Notes	5
6	Counterparty Ratings, Trigger Levels and Consequences	6
7 a	Original Principal Balance	7
7 b	Original PB (Graph)	8
8 a	Outstanding principal Balance	9
8 b	Outstanding PB (Graph)	10
9 a	Geographical Distribution	11
9 b	Geographical (Graph)	12
10 a	Interest Rate	13
10 b	Interest Rate (Graph)	14
11 a	Remaining Terms	15
11 b	Remaining Terms (Graph)	16
12 a	Seasoning	17
12 b	Seasoning (Graph)	18
13 a	Balloon loans as % of other loans	19
13 b	Balloon loans as % of other loans (Graph)	20
14 a	Loans per borrower	21
14 b	Loans per borrower (Graph)	22
15 a	Amortization Profile	23
15 b	Amortization Profile (Graph)	24
16 a	Payment Holidays	25
16 b	Payment Holidays (Graph)	26
17 a	Downpayment	27
17 b	Downpayment (Graph)	28
18 a	Vehicle Condition	29
18 b	Vehicle Condition (Graph)	30
19 a	Borrower Type	31
19 b	Borrower Type (Graph)	32
20 a	Vehicle Type	33
20 b	Vehicle Type (Graph)	34
21 a	Restructured Loans	35
21 b	Restructured Loans (Graph)	36
22	Dynamic Interest Rate	37
23	Dynamic Pre-Payment	38
24	Dynamic Delinquency	39
25	Defaults, Recoveries and Losses by Quarter of Default	40
26	Priority of Payments Pre-Enforcement	41
27	Transaction Costs	42
28	Contact Details	43

SCF RAHOITUSPALVELUT 2013 LIMITED
Monthly Investor Report

1. Portfolio Information



Reporting Date	27/02/2016		
Payment date	25/02/2016		
Period No	28		
Monthly Period	Jan 2016		
Interest Period	from	25/01/2016	to 25/02/2016 = 31 days

	Current Period	Previous Period
	Aggregated Outstanding Principal Amount	Aggregated Outstanding Principal Amount
Outstanding receivables		
Opening balance	96.528.885,16 EUR	104.263.572,43 EUR
Scheduled Loan Principal Repayments	3.789.740,21 EUR	4.273.272,36 EUR
Prepayments	2.940.754,69 EUR	3.392.705,72 EUR
Deemed Collections - Other	- EUR	- EUR
Total Principal Payments Received	6.730.494,90 EUR	7.665.978,08 EUR
New Defaulted Auto Loans in Period	98.391,72 EUR	68.709,19 EUR
Closing Balance	89.699.998,54 EUR	96.528.885,16 EUR
Total revenue collections		
Revenue and fees received on loan balances	519.822,17 EUR	592.685,45 EUR
Recoveries on loans in default	44.139,32 EUR	84.978,21 EUR
Total Revenue Received in Period	563.961,49 EUR	677.663,66 EUR
# Loans		
At beginning of period	13.218 Loans	13.895 Loans
Paid in Full	597 Loans	663 Loans
Repurchased (Deemed Collections)	- Loans	- Loans
New loans into default	13 Loans	14 Loans
At end of period	12.608 Loans	13.218 Loans

SCF RAHOITUSPALVELUT 2013 LIMITED
Monthly Investor Report

2. Amount Due for Distribution



Reporting Date	27/02/2016				
Payment date	25/02/2016				
Period No	28				
Monthly Period	Jan 2016				
Interest Period	from 25/01/2016	to	25/02/2016	=	31 days

Purchaser Available Distribution Amount

	Current Period	Previous Period
a. Collections (Principal, interest, and fee etc)	7.294.456 EUR	8.343.642 EUR
b. Stamp Duty, Taxes, Liabilities etc. Paid by the Seller to the Purchaser	0 EUR	0 EUR
c. Default, Interest, Indemnities etc Paid by the Seller to the Purchaser	0 EUR	0 EUR
d. Other amounts Paid by the Seller to the Purchaser	0 EUR	0 EUR
e. Interest Earned by the Purchaser	0 EUR	0 EUR
f. Other amounts received by the purchaser	0 EUR	0 EUR
Total Amount for Purchaser Available Distribution Amount	7.294.456 EUR	8.343.642 EUR

Issuer Available Distribution Amount

a. Amounts due to Issuer from Purchaser under the Loan Agreement	7.216.030 EUR	8.289.404 EUR
b. Reserve Fund	4.826.444 EUR	5.213.179 EUR
c. Interest Earned by the Issuer	-164 EUR	-65 EUR
d. Other amounts received by the issuer	0 EUR	0 EUR
Total Amount for Issuer Available Distribution Amount	12.042.311 EUR	13.502.518 EUR

SCF RAHOITUSPALVELUT 2013 LIMITED
Monthly Investor Report

3. Reserve Accounts



Reporting Date	27/02/2016
Payment date	25/02/2016
Period No	28
Monthly Period	Jan 2016
Interest Period	from 25/01/2016 to 25/02/2016 = 31 days

Note Balance

Beginning of Period	96.528.885,16 EUR
End of Period	89.699.998,54 EUR

Reserve Fund

	in %	
Beginning of Period	2,3 %	2.259.669,26 EUR
Cash Outflow		2.259.669,26 EUR
Cash Inflow		1.918.224,93 EUR
End of Period	2,0 %	1.918.224,93 EUR
Required Reserve Amount	2,0 %	1.918.224,93 EUR

Liquidity Balance

Beginning of Period	2,7 %	2.566.775,00 EUR
Cash Outflow		2.566.775,00 EUR
Cash Inflow		2.566.775,00 EUR
End of Period	2,7 %	2.566.775,00 EUR
Required Reserve Amount	2,7 %	2.566.775,00 EUR

Servicer Advance Reserve Fund

Beginning of Period	100.000,00 EUR
Cash Outflow	- EUR
Cash Inflow	- EUR
End of Period	100.000,00 EUR
Required Reserve Amount	100.000,00 EUR

Set-off from Deposits

No borrowers whose loans were sold to SCF Rahoituspalvelut 2013 held deposits with Santander Consumer Finance OY. The risk of set-off from deposits is therefore zero.

We hereby confirm that the Seller confirms its ongoing retention of a net economic interest of at least 5% in accordance with Article 405 of the CRR and Article 51 of the AIFMR

SCF RAHOITUSPALVELUT 2013 LIMITED
Monthly Investor Report

4. Performance Data



Reporting Date	27/02/2016				
Payment date	25/02/2016				
Period No	28				
Monthly Period	Jan 2016				
Interest Period	from	25/01/2016	to	25/02/2016	= 31 days

Asset Balance

Beginning of Period	96.528.885,16	EUR
End of Period	89.699.998,54	EUR

Portfolio Performance:

	EUR	%	# loans
Performing Receivables:			
Current	77.530.628,23	86,43%	11.085
1-29 days past due	9.470.318,86	10,56%	1.225
		0,00%	
Delinquent Receivables:			
30-59 days past due	2.140.231,36	2,39%	228
60-89 days past due	420.689,15	0,47%	50
90-119 days past due	63.336,04	0,07%	10
120-149 days past due	47.834,80	0,05%	7
150-179 days past due	26.960,10	0,03%	3
Total Performing and Delinquent	89.699.999	100,00%	12.608

Current Period Defaults	98.391,72	13
Cumulative Defaults	4.750.797,98	486
Current Period Recoveries	44.139,32	
Cumulative Recoveries	3.832.837,76	

SCF RAHOITUSPALVELUT 2013 LIMITED
Monthly Investor Report

5. Outstanding Notes



Reporting Date	27/02/2016				
Payment date	25/02/2016				
Period No	28				
Monthly Period	Jan 2016				
Interest Period	from	25/01/2016	to	25/02/2016	= 31 days

1. Note Balance

	All Notes	Class A	Class B	Class C	Class C
General Note Information					
ISIN Code		XS0973934192	XS0973934358	N/A	N/A
Currency		EUR	EUR	EUR	EUR
Initial Tranching	100%	85,5 %	9,5 %	5,0 %	0,0 %
Legal Final Maturity Date		31/08/2018	31/08/2018	31/08/2018	31/08/2018
Rating (Fitch/Moody's)		AAA / AAA	A+ / A2	Not rated	Not rated
Initial Notes Aggregate Principal Outstanding Balance	513.300.000,00 EUR	439.000.000,00 EUR	48.800.000,00 EUR	25.500.000,00 EUR	55.000,00 EUR
Initial Nominal per Note		100.000,00 EUR	100.000,00 EUR	100.000,00 EUR	1.000,00 EUR
Initial Number of Notes per Class	5133	4390	488	255	55
Current Note Information					
Class Principal Outstanding Opening Balance	96.473.885,16 EUR	22.173.885,16 EUR	48.800.000,00 EUR	25.500.000,00 EUR	55.000,00
Available Distribution Amount	12.042.310,62 EUR				
Amortisation	6.828.886,62 EUR				
Redemption per Class	6.828.886,62 EUR	6.828.886,62 EUR	- EUR	- EUR	- EUR
Redemption per Note		1.555,56 EUR	- EUR	- EUR	- EUR
Class Principal Outstanding Closing Balance	89.644.998,54 EUR	15.344.998,54 EUR	48.800.000,00 EUR	25.500.000,00 EUR	55.000,00
Current Tranching		17,12%	54,44%	28,45%	0,06%
Current Pool Factor		0,03	1,00	1,00	1,00

2. Payments to Investors per Note

	All Notes	Class A	Class B	Class C	Class C
Interest rate Basis: 1-M EURIBOR / Spread		(30/360)	(30/360)	(30/360)	(30/360)
Day Count Convention					
Interest Days	31				
Principal Outstanding per Note Beginning of Period		5.051,00 EUR	100.000,00 EUR	100.000,00 EUR	1.000,00 EUR
>Principal Repayment per note		1.555,56 EUR	- EUR	- EUR	- EUR
Principal Outstanding per Note End of Period		3.495,44 EUR	100.000,00 EUR	100.000,00 EUR	1.000,00 EUR
>Interest accrued for the period		3,38 EUR	75,17 EUR	83,50 EUR	0,835 EUR
Interest Payment	72.793,38	14.819,55 EUR	36.681,33 EUR	21.292,50 EUR	45,93 EUR
Interest Payment per Note		3,38 EUR	75,17 EUR	83,50 EUR	0,84 EUR

3. Credit Enhancements

Initial total CE (Subordination, Reserve)		16,98%	7,48%	2,50%	
Current CE (incl. Excess Spread)		91,37%	37,00%	8,49%	
Current CE (excl. Excess Spread)		87,89%	33,51%	5,00%	

SCF RAHOITUSPALVELUT 2013 LIMITED
Monthly Investor Report

6. Counterparty Ratings, Trigger Levels and Consequences



Reporting Date 27/02/2016
Payment date 25/02/2016
Period No 28
Monthly Period Jan 2016
Interest Period : 25/01/2016 to 25/02/2016 = 31 days

Transaction Role	Counterparty	Rating Triggers								Trigger breached?	Summary of Contractual Requirements if Rating Trigger Breach	
		Short Term				Long Term						
		Fitch		Moody's		Fitch		Moody's				
Criteria	Current	Criteria	Current	Criteria	Current	Criteria	Current	Criteria	Current			
Issuer	Rahoituspalvelut 2013 Limited		No rating		No rating		No rating		No rating		N/A	
Seller	Santander Consumer Finance Oy		No rating		No rating		No rating		No rating		N/A	
Servicer	Santander Consumer Finance Oy		No rating		No rating		No rating		No rating		N/A	
Servicer's Owner	Santander Consumer Finance	N/A	F2	N/A	P-2	BBB -	A- Outlook stable	Baa3	A3	No	Banco Santander S.A. undertakes in the Servicing Agreement to act as Back-Up Servicer Facilitator, which will require it to (i) select a bank or financial institution having the requirements set out in the Servicing Agreement and willing to assume the duties of a successor servicer in the event that a Servicer Termination Notice is delivered, (ii) review the information provided to it by the Servicer under the Servicing Agreement, (iii) enter into appropriate data confidentiality provisions and (iv) notify the Servicer if it requires further assistance.	
Transaction Account Bank	Deutsche Bank AG	F1	F1	P-1	P-2	A	A-	A2	A3	Yes	The Issuer and the Purchaser shall (with the prior written consent of the Note Trustee) arrange for the transfer (within 30 calendar days) of: (i) in relation to the Issuer, the Issuer Secured Accounts and the Expenses Loan Payment Account and all of the funds standing to the credit of the Issuer Secured Accounts and the Expenses Loan Payment Account; and (ii) in relation to the Purchaser, the Purchaser Transaction Account and all funds standing to the credit of the Purchaser Transaction Account, to another bank that meets the applicable Required Ratings.	
Paying Agent and related roles	Deutsche Bank AG		F1		P-2		A-		A3			
Corporate Service Provider	Deutsche International Corporate Services		F1		P-2		A-		A3			
Note Trustee and Security Trustee	Deutsche Trustee Company Limited		F1		P-2		A-		A3			
Collections Account Bank	Skandinaviska Enskilda Banken	F1	F1	P-1	P-1	A	A+	A2	Aa3	No	The Servicer shall (with the prior written consent of the Note Trustee) use reasonable endeavours to arrange for the transfer (within 30 calendar days) of the Issuer Collections Account and all of the funds standing to the credit of the Issuer Collections Account to another bank which meets the Required Ratings.	

SCF RAHOITUSPALVELUT 2013 LIMITED
Monthly Investor Report

7.a Original Portfolio Principal Balance

Reporting Date	27/02/2016		
Payment date	25/02/2016		
Period No	28		
Monthly Period	Jan 2016		
Interest Period	from	25/01/2016	to 25/02/2016 = 31 days



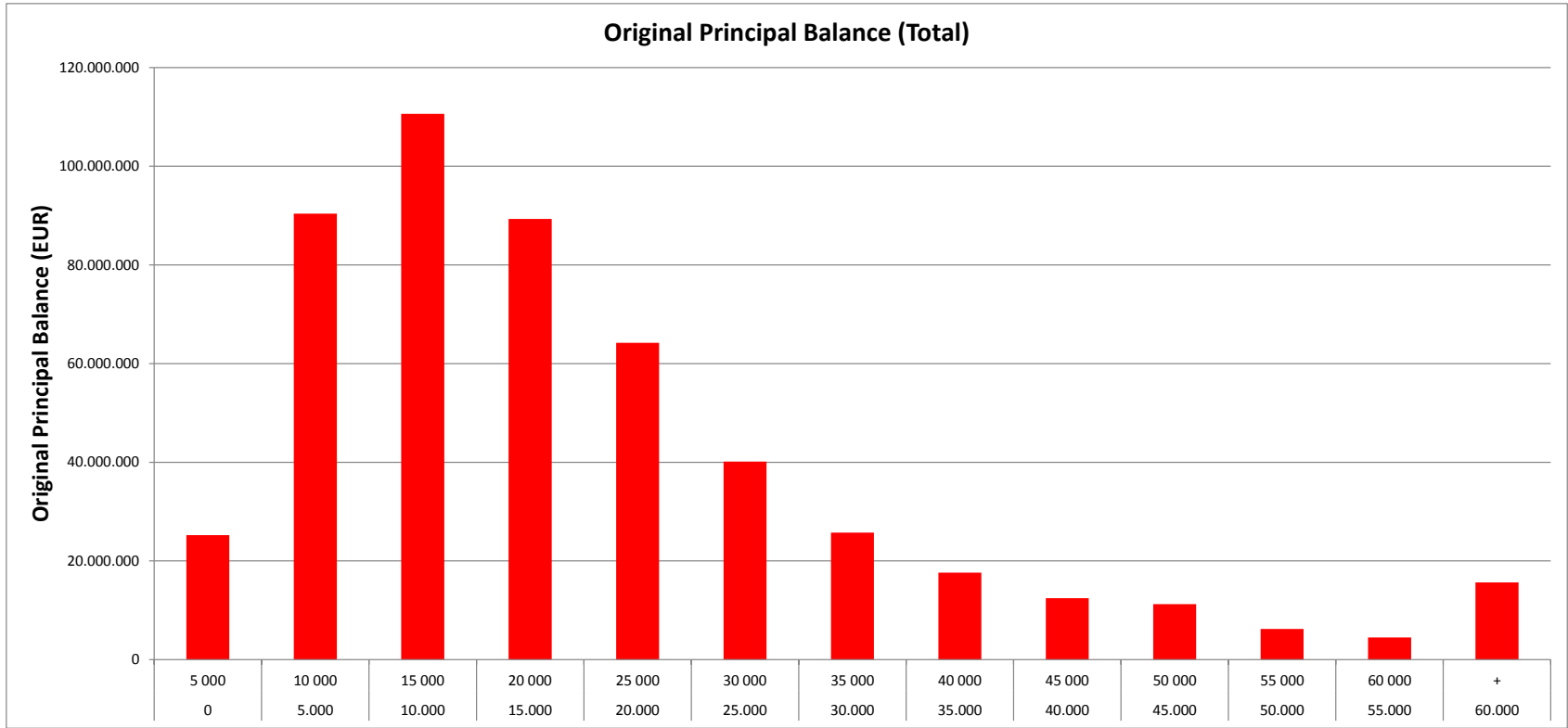
Average amount - all: 12.666

	TOTAL							
	Min	Max	No	Original balance	%	WA mounths to maturity	WA seasoning	
Original balance	0	5 000	7.722	25.239.514	4,9 %	19,0	13,7	
	5.000	10 000	12.105	90.402.977	17,6 %	33,1	12,1	
	10.000	15 000	8.965	110.601.458	21,5 %	40,4	10,9	
	15.000	20 000	5.180	89.340.707	17,4 %	43,5	10,1	
	20.000	25 000	2.882	64.224.790	12,5 %	44,9	9,8	
	25.000	30 000	1.476	40.132.379	7,8 %	45,1	9,3	
	30.000	35 000	797	25.750.357	5,0 %	44,8	9,8	
	35.000	40 000	473	17.609.997	3,4 %	44,3	9,9	
	40.000	45 000	294	12.468.941	2,4 %	44,6	9,7	
	45.000	50 000	238	11.245.953	2,2 %	45,3	10,0	
	50.000	55 000	119	6.227.331	1,2 %	46,6	9,0	
	55.000	60 000	78	4.470.912	0,9 %	47,1	8,8	
	60.000	+	201	15.640.043	3,0 %	44,3	8,3	
	Total		40.530	513.355.357	100%			

SCF RAHOITUSPALVELUT 2013 LIMITED
Monthly Investor Report

7.b Original Principal Balance Graph

Reporting Date	27/02/2016				
Payment date	25/02/2016				
Period No	28				
Monthly Period	Jan 2016				
Interest Period	from	25/01/2016	to	25/02/2016	= 31 days



SCF RAHOITUSPALVELUT 2013 LIMITED
Monthly Investor Report

8.a Outstanding Principal Balance



Reporting Date	27/02/2016				
Payment date	25/02/2016				
Period No	28				
Monthly Period	Jan 2016				
Interest Period	from	25/01/2016	to	25/02/2016	= 31 days

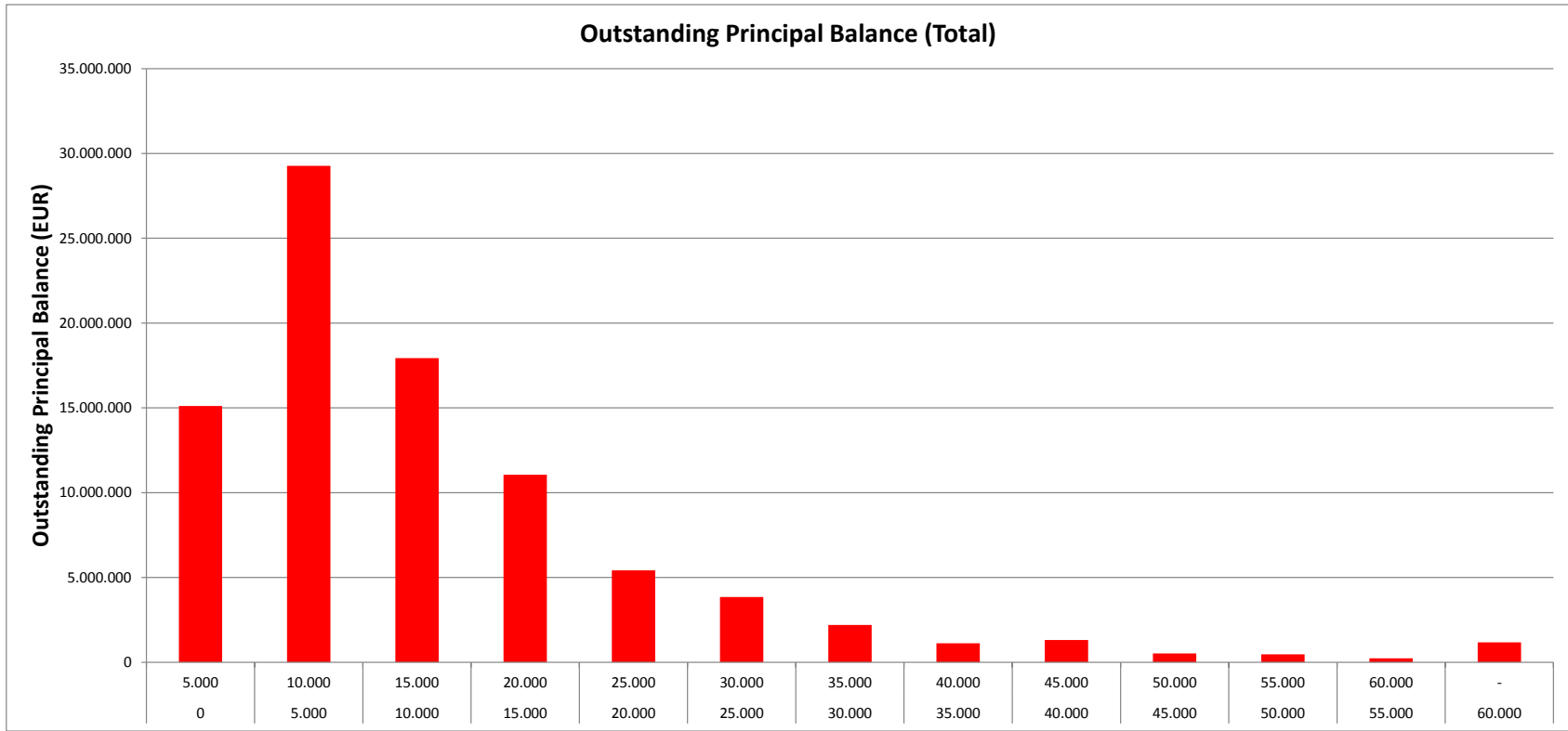
Average amount - all: 7.115

	TOTAL						
	Min	Max	No	Outstanding balance	%	WA months to maturity	WA seasoning
Outstanding balance	0	5.000	5.836	15.110.297	16,8 %	15,8	38,3
	5.000	10.000	4.090	29.277.028	32,6 %	22,8	36,0
	10.000	15.000	1.483	17.936.491	20,0 %	23,9	35,3
	15.000	20.000	645	11.058.684	12,3 %	24,4	35,1
	20.000	25.000	245	5.421.787	6,0 %	24,7	34,8
	25.000	30.000	140	3.852.037	4,3 %	24,7	35,2
	30.000	35.000	68	2.198.825	2,5 %	22,7	37,5
	35.000	40.000	30	1.125.136	1,3 %	22,9	36,8
	40.000	45.000	31	1.311.214	1,5 %	24,6	35,0
	45.000	50.000	11	524.887	0,6 %	25,3	32,2
	50.000	55.000	9	472.815	0,5 %	24,0	35,9
	55.000	60.000	4	233.125	0,3 %	22,9	38,4
	60.000	-	16	1.177.673	1,3 %	24,4	36,4
Total		12.608	89.699.999	100,0 %			

SCF RAHOITUSPALVELUT 2013 LIMITED
Monthly Investor Report

8.b Outstanding Principal Balance Graph

Reporting Date	27/02/2016	
Payment date	25/02/2016	
Period No	28	
Monthly Period	Jan 2016	
Interest Period	from 25/01/2016	to 25/02/2016 = 31 days



SCF RAHOITUSPALVELUT 2013 LIMITED
Monthly Investor Report

9.a Geographical Distribution



Reporting Date	27/02/2016		
Payment date	25/02/2016		
Period No	28		
Monthly Period	Jan 2016		
Interest Period	from	25/01/2016	to 25/02/2016 = 31 days

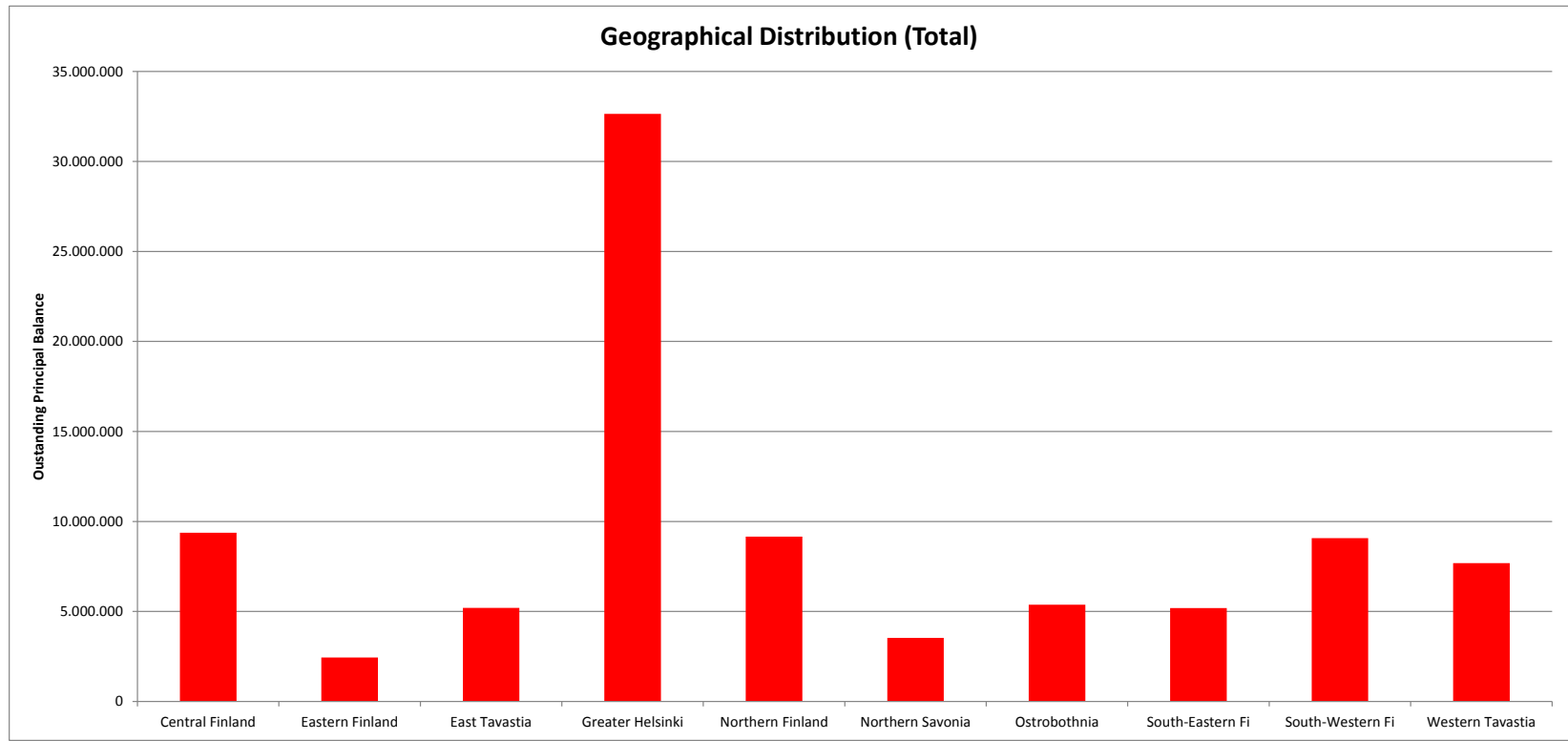
TOTAL					
District	No	Outstanding balance	% of Outstanding balance	WA months to mat	WA seasoning
Central Finland	1.357	9.379.036	10,46%	21,8	36,3
Eastern Finland	361	2.445.904	2,73%	22,7	35,6
East Tavastia	709	5.202.850	5,80%	21,9	36,6
Greater Helsinki	4.343	32.644.966	36,39%	22,3	36,0
Northern Finland	1.288	9.157.216	10,21%	22,9	35,8
Northern Savonia	509	3.535.243	3,94%	21,7	36,1
Ostrobothnia	859	5.371.626	5,99%	21,5	36,1
South-Eastern Fi	770	5.193.674	5,79%	22,6	35,8
South-Western Fi	1.324	9.078.880	10,12%	22,4	36,3
Western Tavastia	1.088	7.690.603	8,57%	22,6	35,9
Total	12.608	89.699.999	100%		

SCF RAHOITUSPALVELUT 2013 LIMITED
Monthly Investor Report

9.b Geographical Distribution Graph



Reporting Date	27/02/2016				
Payment date	25/02/2016				
Period No	28				
Monthly Period	Jan 2016				
Interest Period	from	25/01/2016	to	25/02/2016	= 31 days

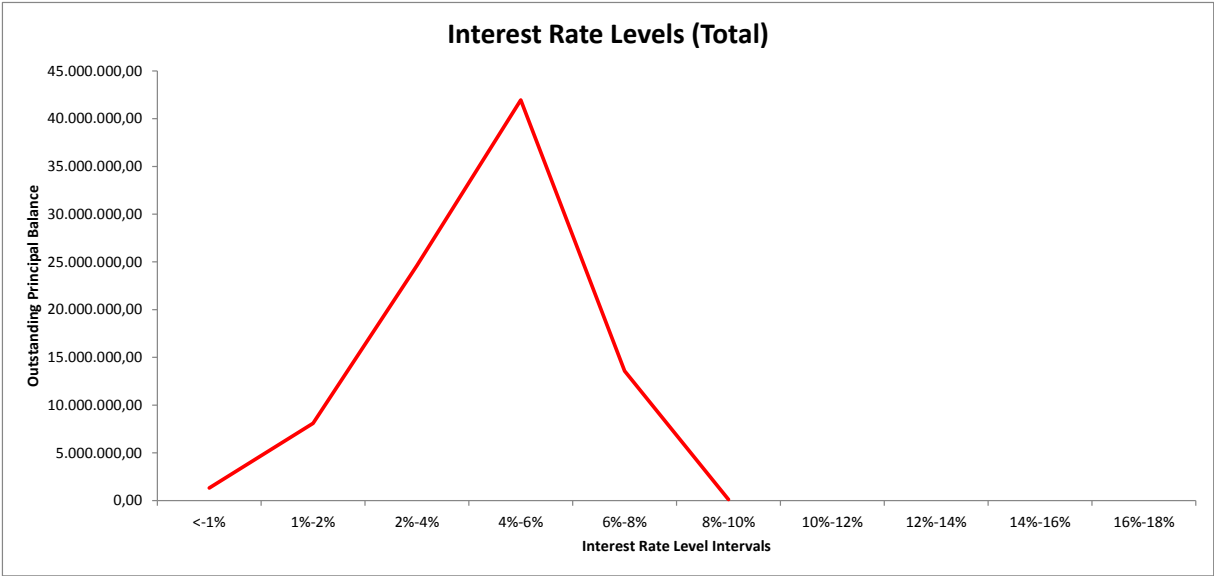


SCF RAHOITUSPALVELUT 2013 LIMITED
Monthly Investor Report

10.b Interest Rate



Reporting Date	27/02/2016				
Payment date	25/02/2016				
Period No	28				
Monthly Period	Jan 2016				
Interest Period	from	25/01/2016	to	25/02/2016	= 31 days

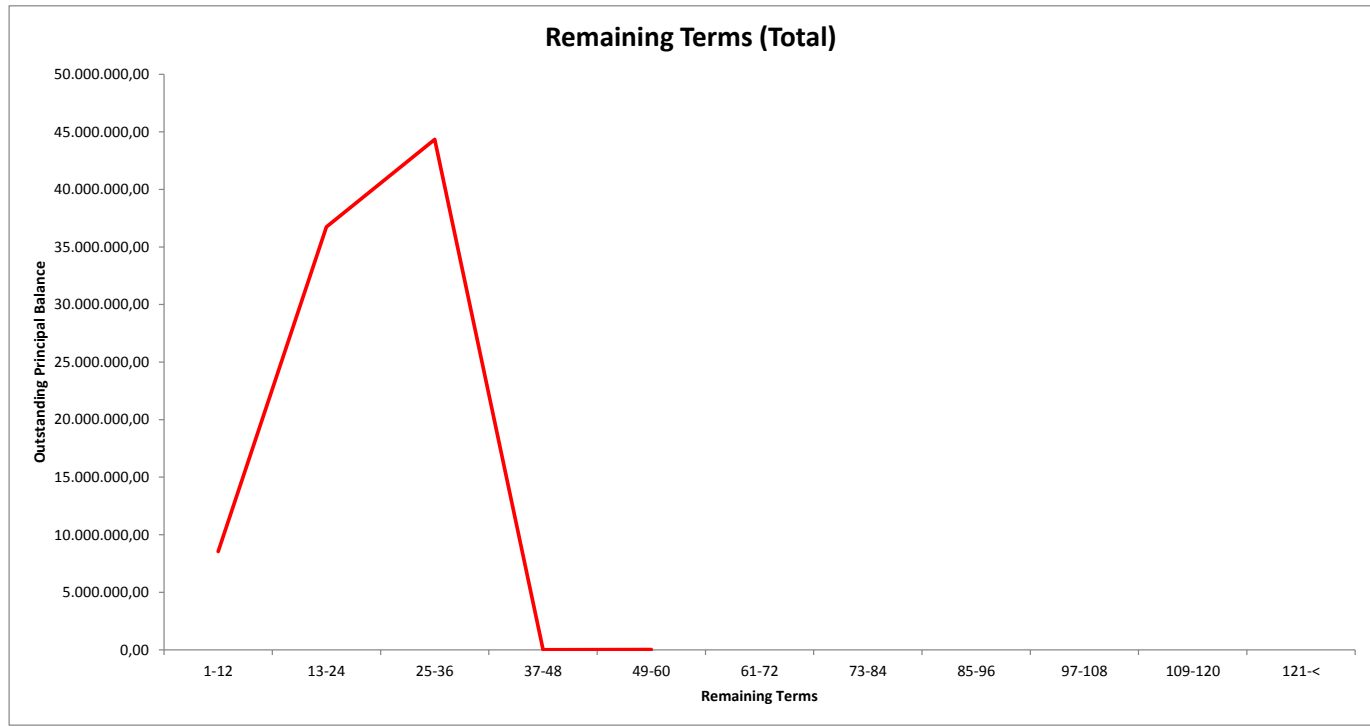


SCF RAHOITUSPALVELUT 2013 LIMITED
Monthly Investor Report

11.b Remaining Terms



Reporting Date	27/02/2016				
Payment date	25/02/2016				
Period No	28				
Monthly Period	Jan 2016				
Interest Period	from	25/01/2016	to	25/02/2016	= 31 days



SCF RAHOITUSPALVELUT 2013 LIMITED
Monthly Investor Report

12.a Seasoning



Reporting Date	27/02/2016				
Payment date	25/02/2016				
Period No	28				
Monthly Period	Jan 2016				
Interest Period	from	25/01/2016	to	25/02/2016	= 31 days

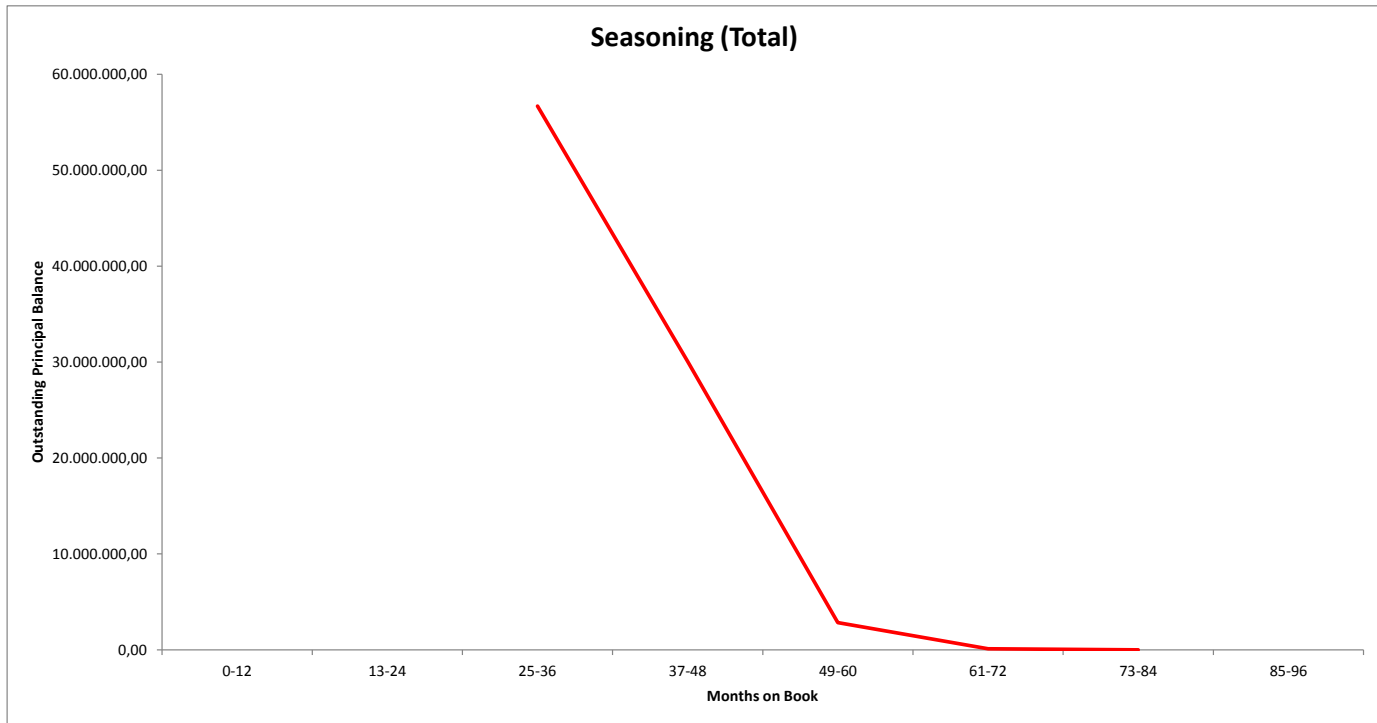
TOTAL							
Months on book	Min	Max	No	Outstanding balance	% of Outstanding Balance	WA months to maturity	WA seasoning
	1		12				
	13		24				
	25		36	7.037	56.688.016	63,20%	25,5
	37		48	4.997	30.057.167	33,51%	17,7
	49		60	557	2.833.132	3,16%	7,6
	61		72	16	120.616	0,13%	12,6
	73		84	1	1.068	0,00%	6,0
	85		96				
	Total			12.608	89.699.999	100%	

SCF RAHOITUSPALVELUT 2013 LIMITED
Monthly Investor Report

12.b Seasoning



Reporting Date	27/02/2016				
Payment date	25/02/2016				
Period No	28				
Monthly Period	Jan 2016				
Interest Period	from	25/01/2016	to	25/02/2016	= 31 days



SCF RAHOITUSPALVELUT 2013 LIMITED
Monthly Investor Report

13.a Balloon loans



Reporting Date	27/02/2016	
Payment date	25/02/2016	
Period No	28	
Monthly Period	Jan 2016	
Interest Period	from 25/01/2016	to 25/02/2016 = 31 days

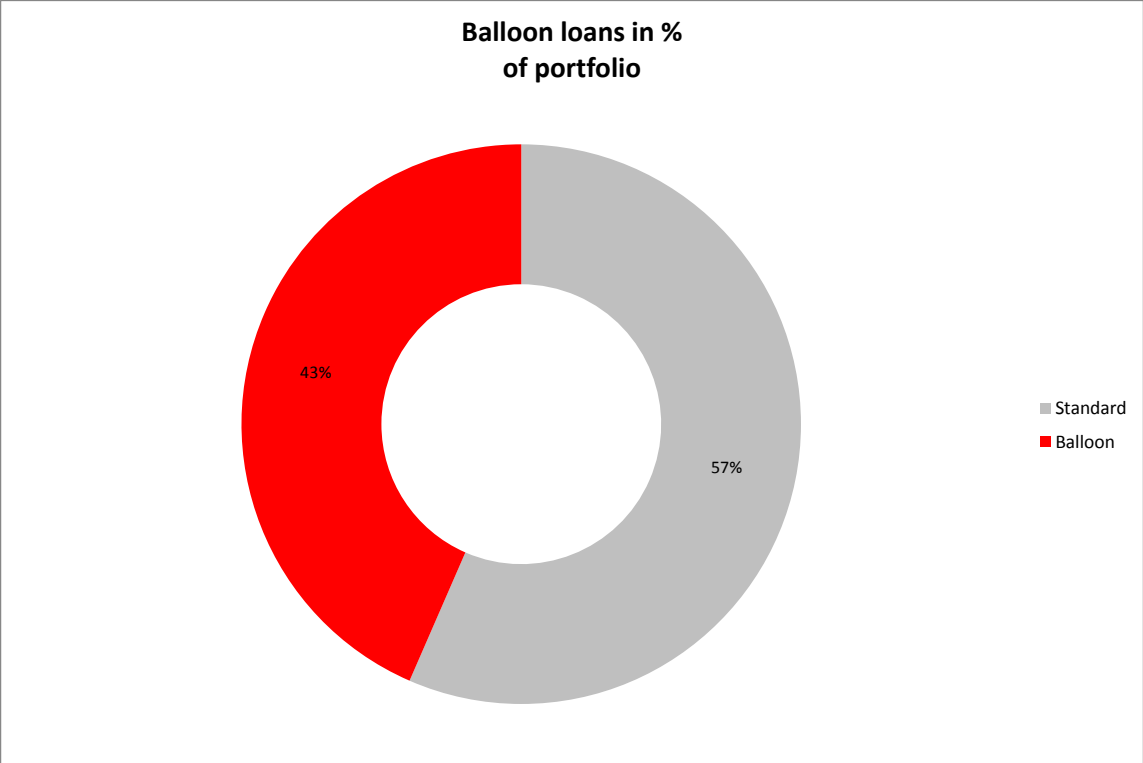
Balloon loans in % of portfolio	TOTAL							
	Min	No	Outstanding balance	% of Outstanding Balance	Residual Value	Residual of Total	WA months to maturity	WA seasoning
Standard	9.822	50.716.334	56,54%	955	0,00%	21,8	35,7	
Balloon	2.786	38.983.665	43,46%	18.551.179	47,59%	22,9	36,5	
Total	12.608	89.699.999	100%	18.552.134	20,68%			

SCF RAHOITUSPALVELUT 2013 LIMITED
Monthly Investor Report

13.b Balloon loans



Reporting Date	27/02/2016				
Payment date	25/02/2016				
Period No	28				
Monthly Period	Jan 2016				
Interest Period	from	25/01/2016	to	25/02/2016	= 31 days



SCF RAHOITUSPALVELUT 2013 LIMITED
Monthly Investor Report

14.a # loans per borrower



Reporting Date	27/02/2016		
Payment date	25/02/2016		
Period No	28		
Monthly Period	Jan 2016		
Interest Period	from	25/01/2016	to 25/02/2016 = 31 days

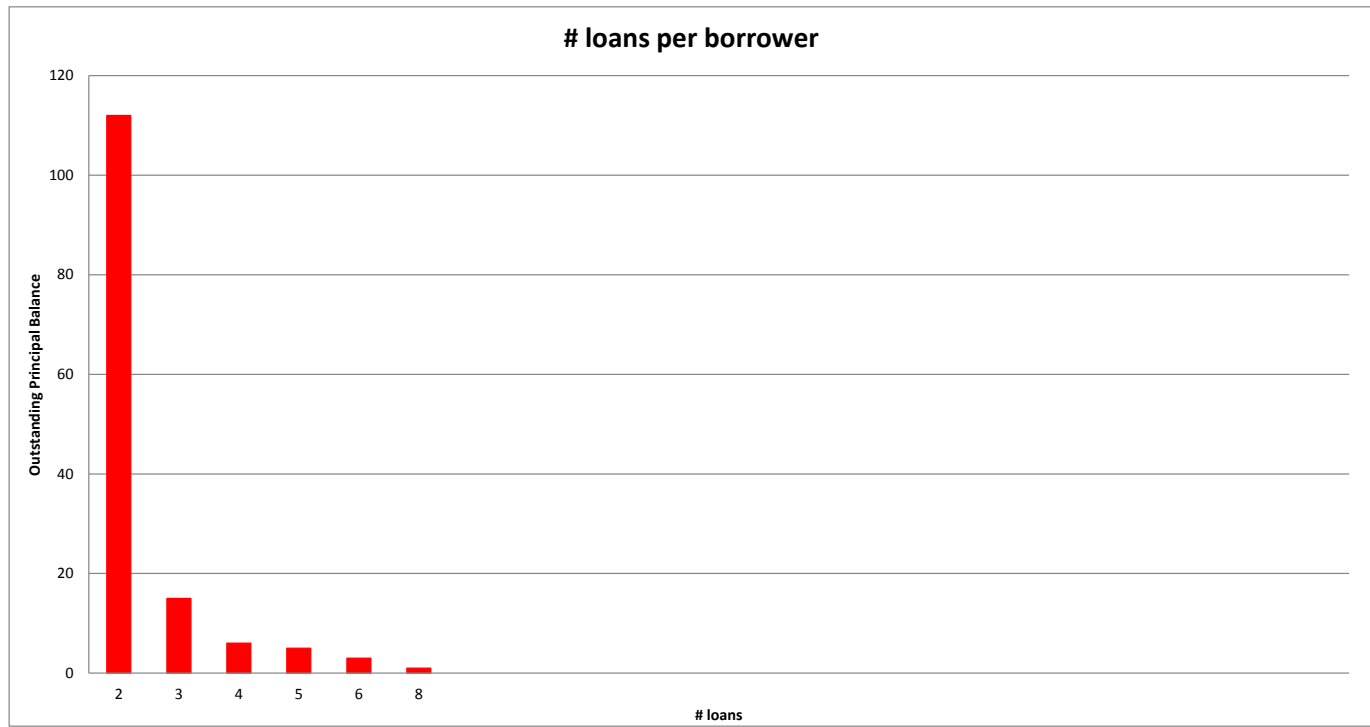
TOTAL				
	Total number of loans	Total number of debtors	Outstanding balance	%
# loans per borrower	1	12264	86.745.999	96,71%
	2	112	1.836.464	2,05%
	3	15	593.361	0,66%
	4	6	106.531	0,12%
	5	5	222.675	0,25%
	6	3	147.432	0,16%
	8	1	47.536	0,05%
Total:		12.406	89.699.999	100,0 %

SCF RAHOITUSPALVELUT 2013 LIMITED
Monthly Investor Report

14.b # loans per borrower



Reporting Date	27/02/2016				
Payment date	25/02/2016				
Period No	28				
Monthly Period	Jan 2016				
Interest Period	from	25/01/2016	to	25/02/2016	= 31 days



SCF RAHOITUSPALVELUT 2013 LIMITED
Monthly Investor Report

15.a Amortization Profile



Reporting Date	27/02/2016	
Payment date	25/02/2016	
Period No	28	
Monthly Period	Jan 2016	
Interest Period	from 25/01/2016	to 25/02/2016 = 31 days

TOTAL						
Period	Opening Balance	Closing Balance	Amortization	Interest	Yield	Percentage
1	89.699.999	85.793.614	3.906.384	352.228	4,82%	95,65%
2	85.793.614	81.826.288	3.967.327	336.887	4,82%	91,22%
3	81.826.288	78.118.134	3.708.154	321.241	4,81%	87,09%
4	78.118.134	74.429.389	3.688.745	306.428	4,81%	82,98%
5	74.429.389	70.765.022	3.664.367	291.698	4,81%	78,89%
6	70.765.022	67.283.560	3.481.462	276.956	4,80%	75,01%
7	67.283.560	63.861.667	3.421.893	263.026	4,79%	71,19%
8	63.861.667	60.532.469	3.329.198	249.173	4,78%	67,48%
9	60.532.469	57.192.196	3.340.273	235.808	4,78%	63,76%
10	57.192.196	53.912.828	3.279.368	222.449	4,77%	60,10%
11	53.912.828	50.785.331	3.127.497	209.069	4,75%	56,62%
12	50.785.331	47.619.517	3.165.815	196.540	4,74%	53,09%
13	47.619.517	44.523.905	3.095.612	183.896	4,73%	49,64%
14	44.523.905	40.852.175	3.671.730	171.447	4,72%	45,54%
15	40.852.175	37.763.620	3.088.555	156.714	4,70%	42,10%
16	37.763.620	34.705.890	3.057.729	144.346	4,68%	38,69%
17	34.705.890	31.814.762	2.891.128	132.014	4,66%	35,47%
18	31.814.762	28.908.195	2.906.567	120.509	4,64%	32,23%
19	28.908.195	26.165.693	2.742.501	108.853	4,61%	29,17%
20	26.165.693	23.611.681	2.554.013	98.130	4,59%	26,32%

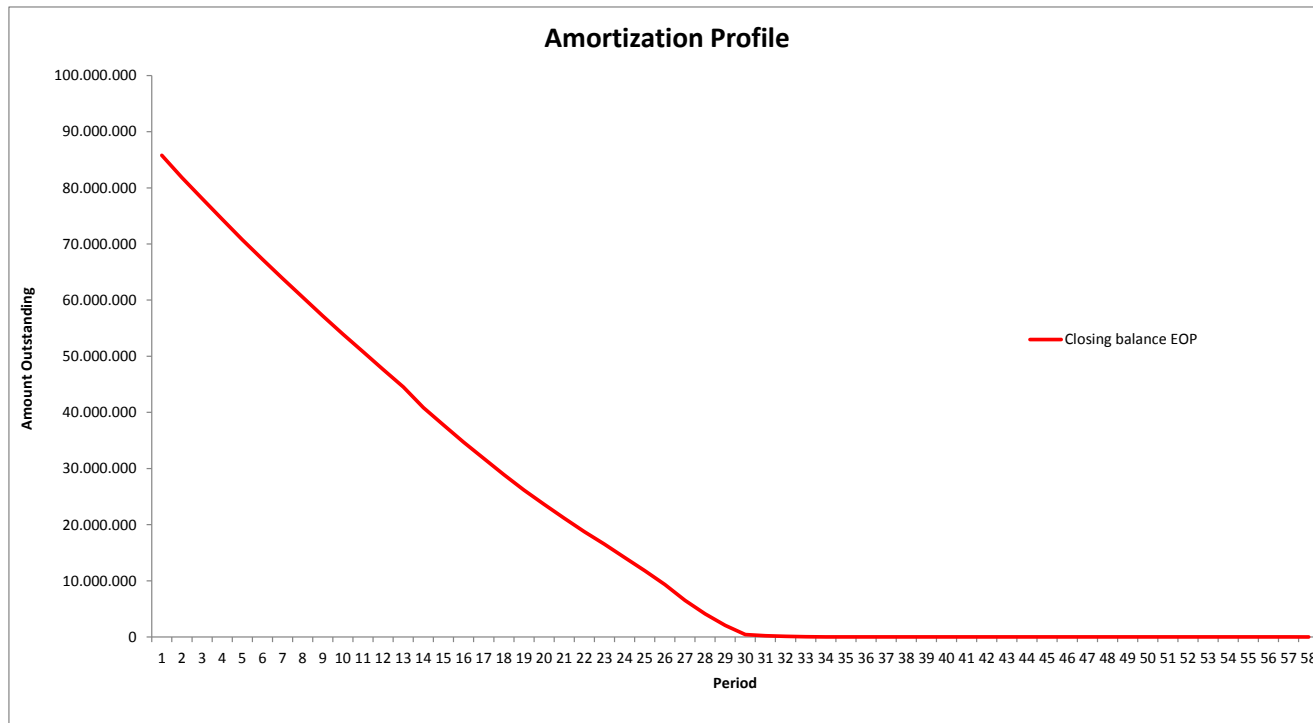
Amortization profile (first 20 periods)

SCF RAHOITUSPALVELUT 2013 LIMITED
Monthly Investor Report

15.b Amortization Profile



Reporting Date	27/02/2016				
Payment date	25/02/2016				
Period No	28				
Monthly Period	Jan 2016				
Interest Period	from	25/01/2016	to	25/02/2016	= 31 days

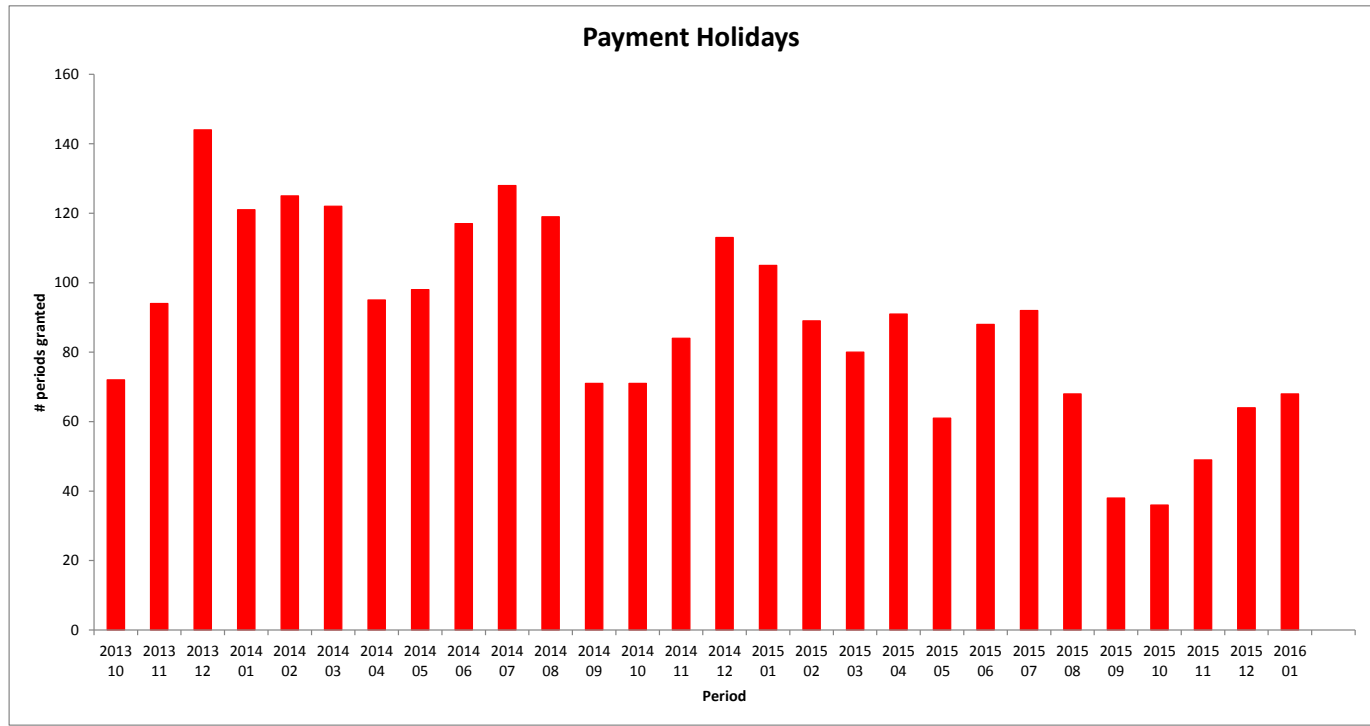


SCF RAHOITUSPALVELUT 2013 LIMITED
Monthly Investor Report

16.b Payment Holidays



Reporting Date	27/02/2016				
Payment date	25/02/2016				
Period No	28				
Monthly Period	Jan 2016				
Interest Period	from	25/01/2016	to	25/02/2016	= 31 days



SCF RAHOITUSPALVELUT 2013 LIMITED
Monthly Investor Report

17.a Downpayment



Reporting Date	27/02/2016				
Payment date	25/02/2016				
Period No	28				
Monthly Period	Jan 2016				
Interest Period	from	25/01/2016	to	25/02/2016	= 31 days

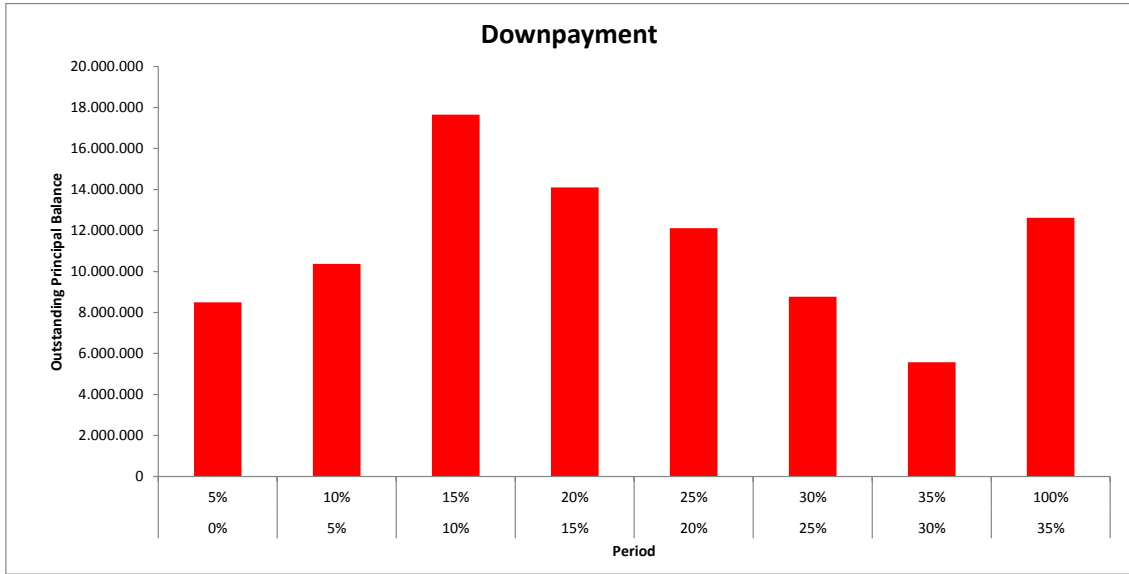
TOTAL								
Downpayment %	Min (>=)	Max (<)	No	Outstanding balance	%	WA months to maturity	WA seasoning	
	0%		5%	919	8.499.297	9,5 %	24,8	34,9
		5%	10%	1.189	10.368.777	11,6 %	24,0	35,5
		10%	15%	2.272	17.650.325	19,7 %	22,9	36,1
		15%	20%	1.887	14.096.497	15,7 %	22,0	36,4
		20%	25%	1.755	12.117.528	13,5 %	21,6	36,5
		25%	30%	1.186	8.771.995	9,8 %	21,5	36,4
		30%	35%	864	5.577.167	6,2 %	20,8	37,0
		35%	100%	2.536	12.618.412	14,1 %	20,5	35,9
	Total		12.608	89.699.999	100%			

SCF RAHOITUSPALVELUT 2013 LIMITED
Monthly Investor Report

17.b Downpayment



Reporting Date	27/02/2016					
Payment date	25/02/2016					
Period No	28					
Monthly Period	Jan 2016					
Interest Period	from	25/01/2016	to	25/02/2016	=	31 days



SCF RAHOITUSPALVELUT 2013 LIMITED
Monthly Investor Report

18.a Vehicle Condition



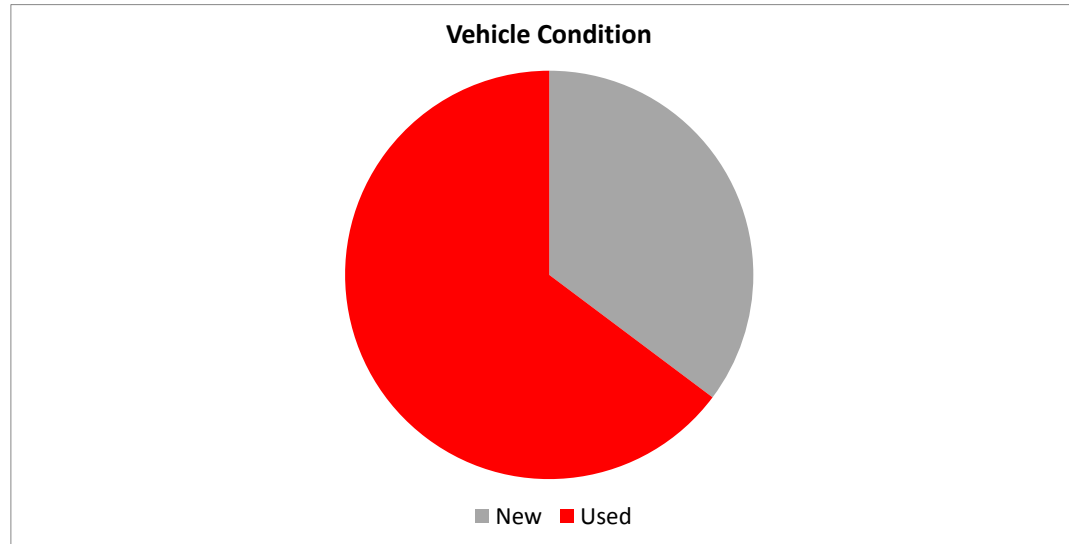
Reporting Date	27/02/2016	
Payment date	25/02/2016	
Period No	28	
Monthly Period	Jan 2016	
Interest Period	from 25/01/2016	to 25/02/2016 = 31 days

Vehicle condition	TOTAL					
	Vehicle condition	No	Outstanding balance	%	WA months to maturity	WA seasoning
	New	3.265	31.606.582	35,2 %	22,2	36,1
	Used	9.343	58.093.416	64,8 %	22,3	36,0
	Total	12.608	89.699.999	100%		

18.b Vehicle Condition



Reporting Date	27/02/2016				
Payment date	25/02/2016				
Period No	28				
Monthly Period	Jan 2016				
Interest Period	from	25/01/2016	to	25/02/2016	= 31 days



SCF RAHOITUSPALVELUT 2013 LIMITED
Monthly Investor Report

19.a Borrower Type



Reporting Date	27/02/2016				
Payment date	25/02/2016				
Period No	28				
Monthly Period	Jan 2016				
Interest Period	from	25/01/2016	to	25/02/2016	= 31 days

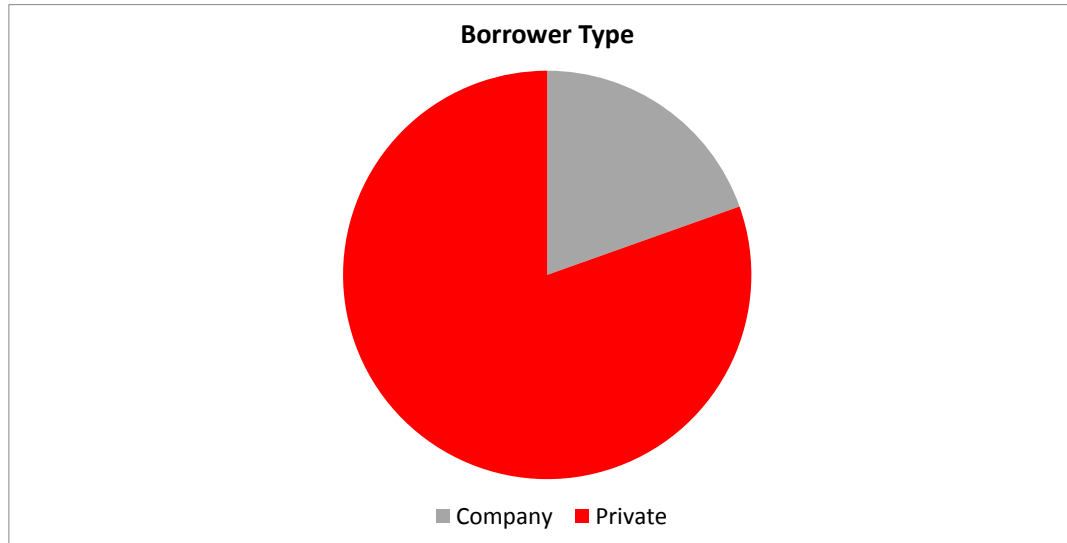
TOTAL						
Borrower Type	Borrower type	No	Outstanding balance	%	WA months to maturity	WA seasoning
	Company	1.853	17.550.620	19,6 %	20,9	36,4
	Private	10.755	72.149.379	80,4 %	22,6	36,0
	Total	12.608	89.699.999	100%		

SCF RAHOITUSPALVELUT 2013 LIMITED
Monthly Investor Report

19.b Borrower Type



Reporting Date	27/02/2016				
Payment date	25/02/2016				
Period No	28				
Monthly Period	Jan 2016				
Interest Period	from	25/01/2016	to	25/02/2016	= 31 days



SCF RAHOITUSPALVELUT 2013 LIMITED
Monthly Investor Report

20.a Vehicle type



Reporting Date	27/02/2016				
Payment date	25/02/2016				
Period No	28				
Monthly Period	Jan 2016				
Interest Period	from	25/01/2016	to	25/02/2016	= 31 days

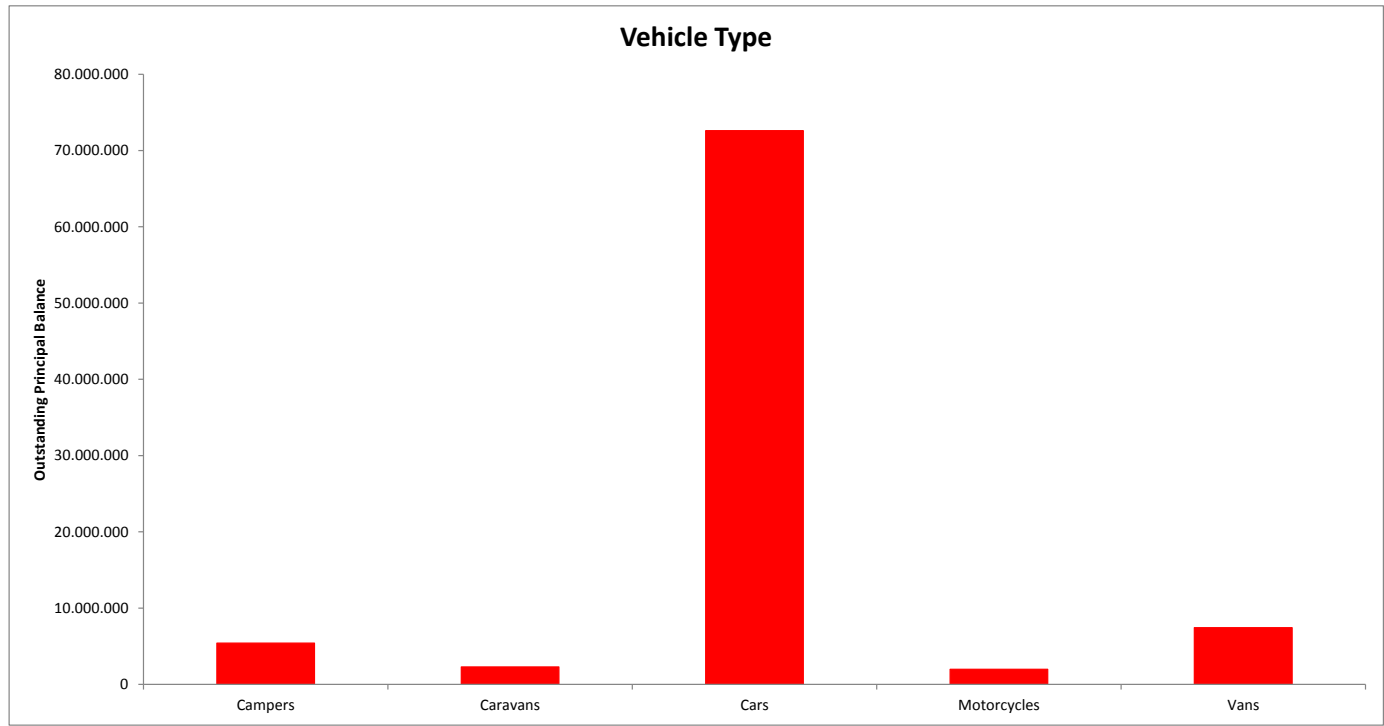
TOTAL						
Vehicle type	Min	No	Outstanding balance	% of Outstanding Balance	WA months to maturity	WA seasoning
	Campers	349	5.401.937	0	20	40
	Caravans	297	2.277.371	0	20	40
	Cars	10.459	72.605.407	1	23	36
	Motorcycles	463	1.976.065	0	21	38
	Vans	1.040	7.439.219	0	20	37
		12.608	89.699.999	100%		

SCF RAHOITUSPALVELUT 2013 LIMITED
Monthly Investor Report

20.b Vehicle type



Reporting Date	27/02/2016				
Payment date	25/02/2016				
Period No	28				
Monthly Period	Jan 2016				
Interest Period	from	25/01/2016	to	25/02/2016	= 31 days



SCF RAHOITUSPALVELUT 2013 LIMITED
Monthly Investor Report

21.a Restructured Loans



Reporting Date	27/02/2016				
Payment date	25/02/2016				
Period No	28				
Monthly Period	Jan 2016				
Interest Period	from	25/01/2016	to	25/02/2016	= 31 days

TOTAL			
Period	No	Outstanding balance	
2013 10	1	6.896	
2013 11	3	22.012	
2013 12	2	11.089	
2014 01	2	11.629	
2014 02	0	0	
2014 03	0	0	
2014 04	0	0	
2014 05	1	83	
2014 06	0	0	
2014 07	0	0	
2014 08	2	41.336	
2014 09	0	0	
2014 10	0	0	
2014 11	1	32.348	
2014 12	2	24.783	
2015 01	0	0	
2015 02	2	9.745	
2015 03	0	0	
2015 04	0	0	
2015 05	0	0	
2015 06	1	8.249	
2015 07	0	0	
2015 08	2	41.633	
2015 09	2	5.891	
2015 10	1	24.722	
2015 11	0	0	
2015 12	0	0	
2016 01	0	0	
	22	240.415	

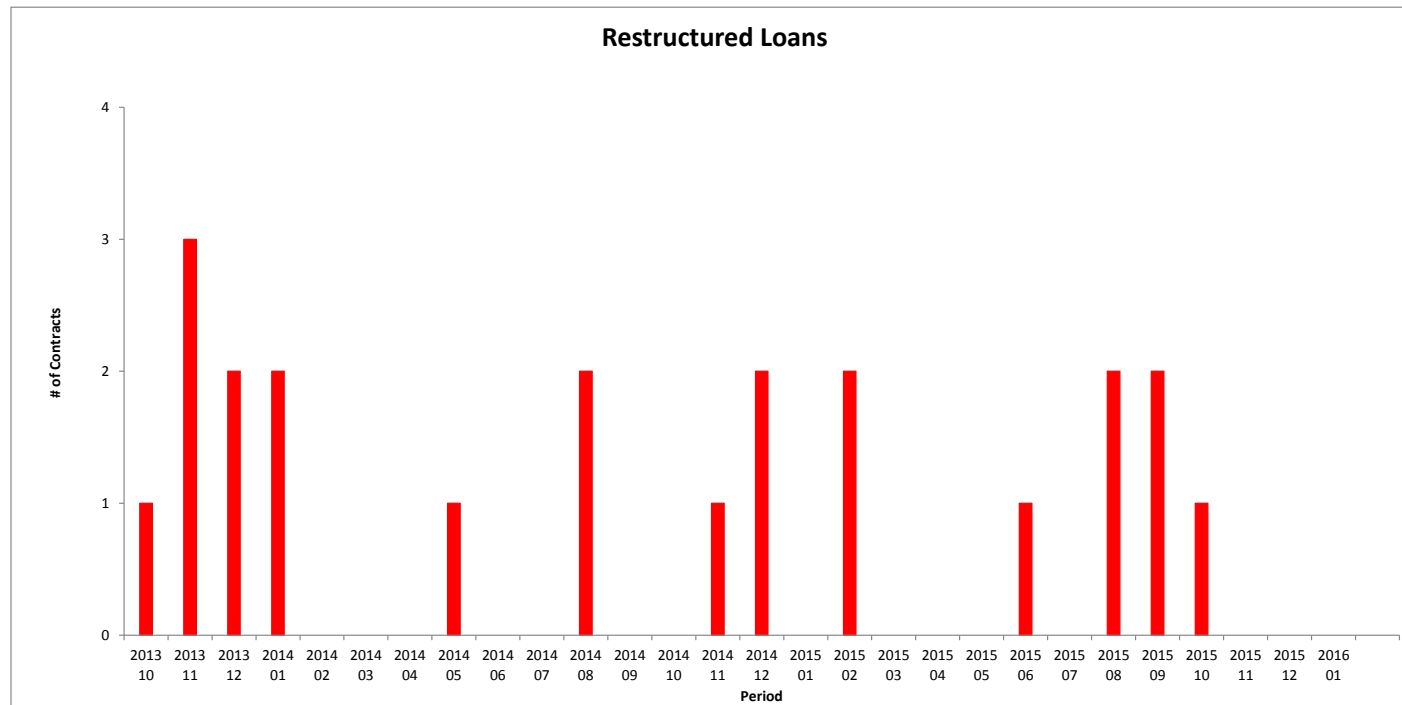
Restructured

SCF RAHOITUSPALVELUT 2013 LIMITED
Monthly Investor Report

21.b Restructured Loans



Reporting Date	27/02/2016
Payment date	25/02/2016
Period No	28
Monthly Period	Jan 2016
Interest Period	from 25/01/2016 to 25/02/2016 = 31 days



SCF RAHOITUSPALVELUT 2013 LIMITED
Monthly Investor Report

22.a Dynamic Interest rate



Reporting Date	27/02/2016					
Payment date	25/02/2016					
Period No	28					
Monthly Period	from	Jan 2016	to	25/02/2016	=	31 days
Interest Period	from	25/01/2016	to	25/02/2016	=	31 days

TOTAL		
Period	Closing balance	WA Interest rate
2013 10	479.099.092	4,768 %
2013 11	458.398.637	4,770 %
2013 12	439.817.265	4,768 %
2014 01	418.143.705	4,768 %
2014 02	398.902.873	4,764 %
2014 03	379.213.871	4,761 %
2014 04	359.234.654	4,759 %
2014 05	340.885.065	4,754 %
2014 06	322.650.512	4,749 %
2014 07	304.641.317	4,744 %
2014 08	288.816.929	4,740 %
2014 09	271.626.607	4,737 %
2014 10	254.787.621	4,736 %
2014 11	241.138.441	4,729 %
2014 12	227.628.876	4,727 %
2015 01	214.576.164	4,729 %
2015 02	201.771.015	4,725 %
2015 03	188.278.214	4,722 %
2015 04	175.362.689	4,724 %
2015 05	163.704.309	4,725 %
2015 06	152.056.326	4,723 %
2015 07	141.023.274	4,722 %
2015 08	131.619.010	4,712 %
2015 09	121.626.885	4,714 %
2015 10	112.279.489	4,711 %
2015 11	104.263.572	4,711 %
2015 12	96.528.885	4,709 %
2016 01	89.699.999	4,713 %

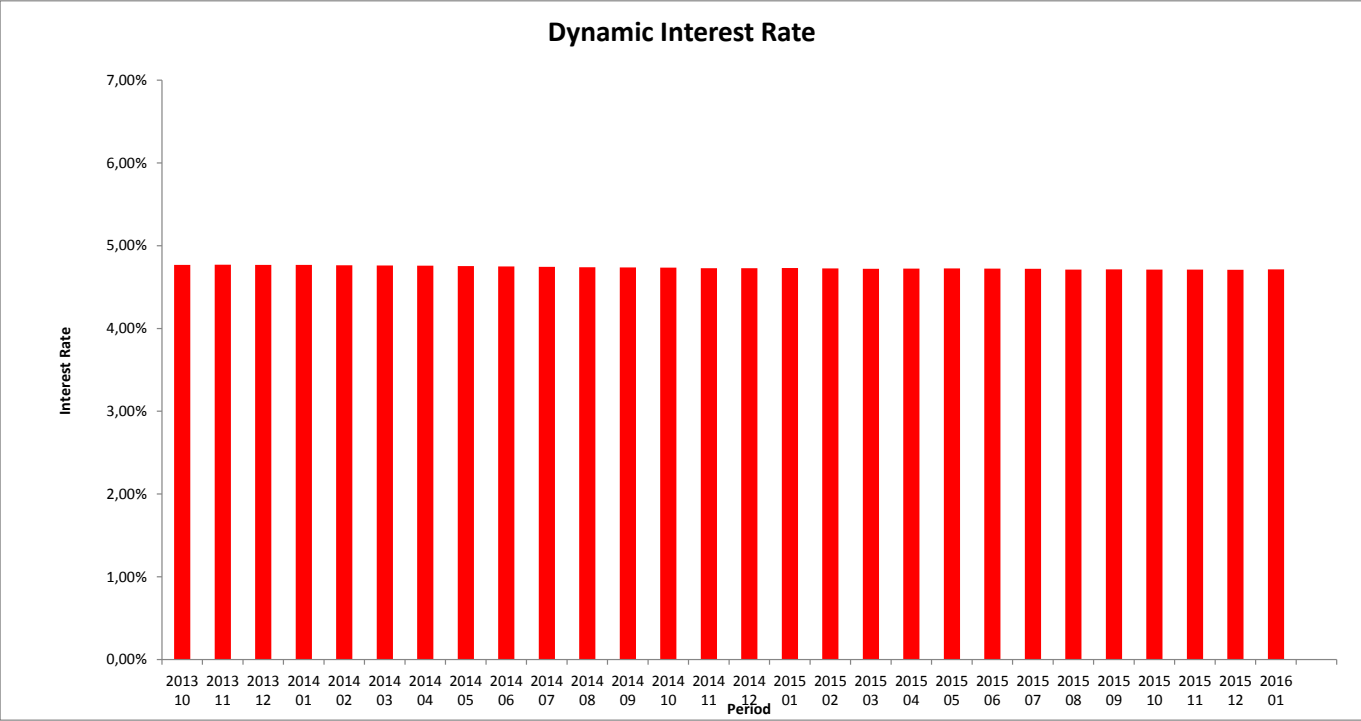
Interest rate evolution

SCF RAHOITUSPALVELUT 2013 LIMITED
Monthly Investor Report

22.b Dynamic Interest Rate



Reporting Date	27/02/2016				
Payment date	25/02/2016				
Period No	28				
Monthly Period	Jan 2016				
Interest Period	from	25/01/2016	to	25/02/2016	= 31 days



SCF RAHOITUSPALVELUT 2013 LIMITED
Monthly Investor Report

23.a Dynamic Pre-Payments



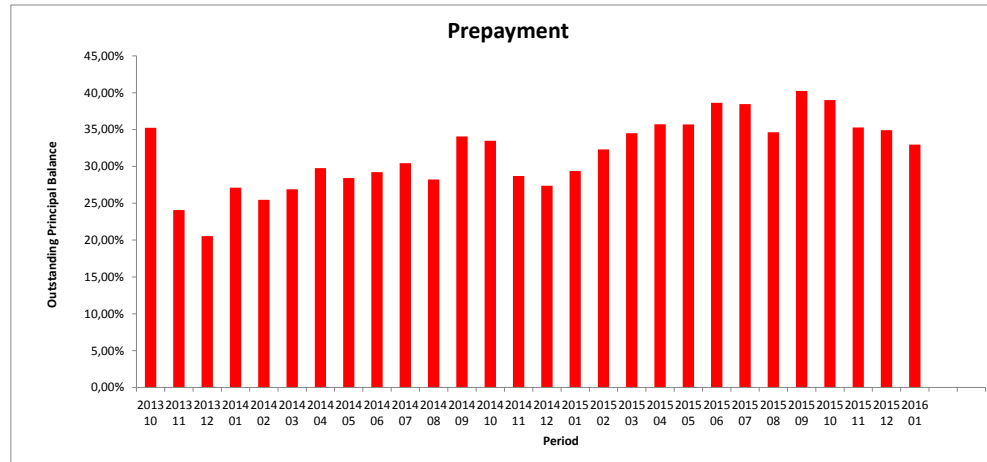
Reporting Date	27/02/2016					
Payment date	28					
Period No						
Monthly Period	from	Jan 2016	to	25/02/2016	=	31 days
Interest Period		25/01/2016				

		TOTAL			
		Period	Sum of Pre-Payments	Closing Balance	CPR Annual
Dynamic Prepayment	2013 10		17.039.534	479.099.092	35,25%
	2013 11		10.397.072	458.398.637	24,07%
	2013 12		8.341.808	439.817.265	20,53%
	2014 01		10.880.470	418.143.705	27,12%
	2014 02		9.647.459	398.902.873	25,46%
	2014 03		9.774.133	379.213.871	26,90%
	2014 04		10.423.036	359.234.654	29,77%
	2014 05		9.363.765	340.885.065	28,41%
	2014 06		9.161.543	322.650.512	29,23%
	2014 07		9.073.766	304.641.317	30,43%
	2014 08		7.869.111	288.816.929	28,21%
	2014 09		9.265.589	271.626.607	34,06%
	2014 10		8.511.627	254.787.621	33,48%
	2014 11		6.704.815	241.138.441	28,71%
	2014 12		5.985.403	227.628.876	27,37%
	2015 01		6.127.301	214.576.164	29,37%
	2015 02		6.457.158	201.771.015	32,32%
	2015 03		6.521.273	188.278.214	34,49%
	2015 04		6.337.854	175.362.689	35,71%
	2015 05		5.916.315	163.704.309	35,71%
	2015 06		6.064.541	152.056.326	38,64%
	2015 07		5.590.632	141.023.274	38,46%
	2015 08		4.580.338	131.619.010	34,63%
	2015 09		5.107.117	121.626.885	40,24%
	2015 10		4.530.444	112.279.489	39,00%
	2015 11		3.713.981	104.263.572	35,29%
	2015 12		3.392.706	96.528.885	34,91%
	2016 01		2.940.755	89.699.999	32,97%

23.b Dynamic Pre-Payments



Reporting Date	27/02/2016					
Payment date	28					
Period No						
Monthly Period	from	Jan 2016	to	25/02/2016	=	31 days
Interest Period						



SCF RAHOITUSPALVELUT 2013 LIMITED
Monthly Investor Report

24. Delinquency



Reporting Date	27/02/2016					
Payment date	28					
Period No	28					
Monthly Period	Jan 2016					
Interest Period	from	25/01/2016	to	25/02/2016	=	31 days

year	mth	Total outstanding	accounts current	balance current	accounts 1-30	balance 1-30	accounts 30-60	balance 30-60	accounts 60-90	balance 60-90	accounts 90-120	balance 90-120	accounts 120-150	balance 120-150	accounts 150-180	balance 150-180	New defaults Count	New defaults Balance
2013	10	479.099.092	36.474	446.596.917	2.220	28.822.032	261	3.285.113	38	395.030								
	11	458.398.637	35.686	428.532.436	2.002	25.230.809	288	3.566.770	71	894.089	17	174.532					1	310
	12	439.817.265	34.122	400.832.160	2.679	33.548.784	290	3.836.015	83	986.724	32	443.473	17	170.109			3	16.898
2014	1	418.143.705	33.673	387.318.836	2.000	24.880.198	358	4.382.442	62	823.214	33	390.625	18	264.163	8	84.227	6	58.536
	2	398.902.873	32.744	370.253.584	1.938	23.496.506	288	3.305.482	101	1.090.147	28	438.130	17	197.118	9	121.907	23	241.923
	3	379.213.871	31.004	344.081.075	2.511	30.152.795	313	3.199.380	86	1.012.242	42	507.155	12	171.908	11	89.316	21	260.419
	4	359.234.654	29.943	326.705.871	2.279	26.863.412	352	4.188.370	86	911.772	24	279.680	26	229.577	4	55.972	23	232.960
	5	340.885.065	28.870	310.356.736	2.160	24.800.443	371	4.101.643	92	964.305	35	369.470	13	138.534	16	153.935	19	180.368
	6	322.640.322	27.705	292.455.428	2.216	25.004.361	325	3.633.923	94	965.651	35	353.168	18	200.365	4	27.428	32	357.222
	7	304.631.127	26.751	276.710.528	2.016	23.238.572	276	3.263.378	84	826.500	32	327.052	16	168.021	10	97.077	18	164.770
	8	288.807.010	25.500	258.404.348	2.142	24.357.849	376	4.610.846	78	844.987	34	283.431	22	251.830	5	53.720	24	221.709
	9	271.616.960	24.546	244.698.305	1.978	21.462.742	329	4.064.923	95	883.793	23	208.324	20	191.461	10	107.413	14	189.275
	10	254.787.621	23.941	234.081.027	1.511	15.959.540	298	3.333.392	77	849.341	39	376.936	14	138.821	7	48.565	26	279.340
	11	241.138.441	22.737	217.185.614	1.827	19.414.322	304	3.177.274	78	791.296	33	341.065	19	209.456	4	19.414	22	190.474
	12	227.628.876	22.153	206.601.308	1.627	17.058.321	235	2.649.284	68	708.417	35	382.128	14	154.104	9	75.314	21	213.749
2015	1	214.576.164	21.415	194.908.150	1.472	15.066.567	277	3.068.906	66	818.947	33	395.633	21	251.407	6	66.554	21	164.908
	2	201.771.015	20.472	182.564.147	1.497	14.948.981	274	2.955.085	48	653.436	21	221.578	15	243.731	14	184.055	17	144.210
	3	188.278.214	19.035	166.770.445	1.759	17.440.779	274	2.863.966	66	630.003	22	254.276	10	141.132	11	177.612	29	345.043
	4	175.362.689	18.194	156.953.006	1.511	15.114.136	257	2.355.380	69	656.539	20	149.384	9	56.543	7	77.701	20	322.866
	5	163.704.309	16.985	143.937.118	1.707	16.047.091	275	2.751.356	77	643.116	26	186.570	14	114.258	4	24.801	18	167.997
	6	152.056.326	16.254	134.866.119	1.439	13.943.681	248	2.237.207	71	667.582	27	187.418	11	107.097	7	47.222	18	114.540
	7	141.023.274	15.557	127.520.040	1.170	10.566.305	232	2.193.469	51	466.063	20	166.776	10	76.730	5	33.892	16	97.715
	8	131.619.010	14.434	115.439.797	1.432	12.689.394	274	2.673.690	49	428.177	23	245.126	14	120.912	5	21.912	15	115.405
	9	121.626.885	13.801	107.430.248	1.241	11.213.959	219	2.105.701	51	460.256	16	143.596	15	207.717	7	65.408	16	110.010
	10	112.279.489	13.223	100.577.135	1.039	8.904.813	218	2.016.515	45	450.377	23	163.422	9	59.519	3	107.707	24	217.485
	11	104.263.572	12.373	91.438.657	1.233	10.257.008	203	1.768.638	58	555.049	15	143.748	10	78.378	3	22.094	12	175.565
	12	96.528.885	11.871	85.010.806	1.100	9.314.518	182	1.677.206	30	240.729	22	162.884	9	83.198	4	39.545	14	68.709
2016	1	89.699.999	11.085	77.530.628	1.225	9.470.319	228	2.140.231	50	420.689	10	63.336	7	47.835	3	26.960	13	98.392
	2																	
	3																	
	4																	
	5																	
	6																	
	7																	
	8																	
	9																	
	10																	
	11																	
	12																	

SCF RAHOITUSPALVELUT 2013 LIMITED
Monthly Investor Report

25. Defaults, Recoveries and Losses by Quarter of Default

Reporting Date 27/02/2016
Payment date
Period No 28

Monthly Period from Jan 2016 to 25/02/2016 = 31 days
Interest Period



Default Quarter	Default Amount	Recovery Quarter No Of Loans	2013 4			2014 1			2014 2			2014 3			2014 4		
			Recoveries	Cum. Recoveries	Loss	Recoveries	Cum. Recoveries	Loss	Recoveries	Cum. Recoveries	Loss	Recoveries	Cum. Recoveries	Loss	Recoveries	Cum. Recoveries	Loss
2013 4	17.208	4	310	310	16 898	14 452	14 762	2 446	778	15 540	1 668	419	15 959	1 248	417	16 376	831
2014 1	560.879	50				141 225	141 225	419 654	194 983	336 208	224 671	19 519	355 727	205 151	61 212	416 939	143 940
2014 2	770.550	74							272 315	272 315	498 235	229 122	501 437	269 113	130 916	632 353	138 198
2014 3	575.754	56										236 655	236 655	339 099	149 505	386 160	189 594
2014 4	683.563	69													333 275	333 275	350 288
2015 1	654.162	67															
2015 2	605.403	56															
2015 3	323.130	47															
2015 4	462.186	50															
2016 1	98.392	13															

Default Quarter	Default Amount	Recovery Quarter No Of Loans	2015 1			2015 2			2015 3			2015 4			2016 1		
			Recoveries	Cum. Recoveries	Loss	Recoveries	Cum. Recoveries	Loss	Recoveries	Cum. Recoveries	Loss	Recoveries	Cum. Recoveries	Loss	Recoveries	Cum. Recoveries	Loss
2013 4	17.208	4	0	16 376	831	0	16 376	831	0	16 376	831	0	16 376	831			
2014 1	560.879	50	0	416 939	143 940	0	416 939	143 940	0	416 939	143 940	0	416 939	143 940			
2014 2	770.550	74	0	632 353	138 198	204 046	836 399	84 325	119	836 518	65 968	69	836 588	66 037			
2014 3	575.754	56	17 932	404 092	171 862	152 533	556 625	159	0	556 625	19 129	0	556 625	19 129			
2014 4	683.563	69	166 749	500 023	183 539	210 432	710 456	62 937	1 779	712 235	28 672	3 443	715 678	32 115	2 563	697 778	14 215
2015 1	654.162	67	248 638	248 638	405 524	185 585	434 222	203 719	13 382	447 604	206 558	7 602	455 206	198 955	3 056	640 659	13 503
2015 2	605.403	56				92 657	92 657	512 746	87 246	179 903	425 500	70 629	250 532	354 871	3 583	469 317	136 086
2015 3	323.130	47							245 782	245 782	77 348	60 097	305 878	17 252	1 043	306 922	22 093
2015 4	461.759	50										234 876	234 876	226 882	36 694	287 642	174 545
2016 1	98.392	13													2 800	2 800	101 192

SCF RAHOITUSPALVELUT 2013 LIMITED
Monthly Investor Report

26. Priority of Payments



Reporting Date	27/02/2016	
Payment date	25/02/2016	
Period No	28	
Monthly Period	Jan 2016	
Interest Period	from 25/01/2016	to 25/02/2016 = 31 days

Purchaser Priority of Payments

Purchaser Available Distribution Amount	+	7.294.456,39	EUR
Senior Expenses	-	50.449,65	EUR
Servicing Fee	-	51.146,67	EUR
Interest on Loan to Issuer	-	363.973,45	EUR
Principal on Loan to Issuer	-	6.828.886,62	EUR
		-	

Issuer Priority of Payments

Issuer Available Distribution Amount	+	12.042.310,62	EUR
Senior Expenses	-	23.170,00	EUR
Interest Class A	-	14.820,00	EUR
Prior to a PDTE - Interest Class B	-	36.681,00	EUR
Credit the Reserve Account up to the required Liquidity Reserve Amount	-	2.566.775,00	EUR
Principal Payments on Class A	-	6.828.886,62	EUR
Following a PDTE - Interest Class B	-	N/A	EUR
Principal Payments Class B	-	-	EUR
Credit Reserve Account up to Required Reserve Amount	-	1.918.224,93	EUR
Interest Class C	-	21.338,00	EUR
Principal Payments on Class C	-	-	EUR
Interest Issuer Subordinated Loan	-	11.141,04	EUR
Principal Issuer Subordinated Loan	-	341.444,33	EUR
Payment to Purchaser	-	279.829,70	EUR
		-	

Purchaser Priority of Payments: Second Pass

Available Distribution Amount	+	279.829,70	EUR
Servicer Advance Reserve Fund Replenishment	-	-	EUR
Interest on Purchaser Subordinated Loan (SAF)	-	230,83	EUR
Principal on Purchaser Subordinated Loan (SAF)	-	-	EUR
Payment of residual funds to Seller	=	279.598,86	EUR

SCF RAHOITUSPALVELUT 2013 LIMITED
Monthly Investor Report

27. Transaction Costs



Reporting Date	27/02/2016	
Payment date	25/02/2016	
Period No	28	
Monthly Period	Jan 2016	
Interest Period	from 25/01/2016	to 25/02/2016 = 31 days

Transaction Costs

	All Notes	Class A	Class B	Class C
Senior Expenses	50.449,65 EUR			
Interest accrued for the Period	72.839,00 EUR	14.820,00 EUR	36.681,00 EUR	21.338,00 EUR
Cumulative Interest accrued	5.446.872,00 EUR	3.789.203,00 EUR	1.047.809,00 EUR	609.860,00 EUR
Interest Payments	72.839,00 EUR	14.820,00 EUR	36.681,00 EUR	21.338,00 EUR
Cumulative Interest Payments	5.446.872,00 EUR	3.789.203,00 EUR	1.047.809,00 EUR	609.860,00 EUR
Interest accrued on Subordinated Loan for the Period	11.141,04 EUR			
Cumulative Interest accrued on Subordinated Loan	768.358,72 EUR			
Interest Payments on Subordinated Loan	11.141,04 EUR			
Cumulative Interest Payments on Subordinated Loan	768.358,72 EUR			
Unpaid Interest for the Period	- EUR			
Cumulative Unpaid Interest	- EUR			

SCF RAHOITUSPALVELUT 2013 LIMITED
Monthly Investor Report

28. Contact Details



Santander Consumer Bank AS

Financial Markets

Anders Bruun-Olsen	+47 21 08 37 70
Priscilla Halverson	+47 21 08 37 72
Thomas André-Johansen	+47 21 08 33 87
Anders Fuglsang	+47 95 04 21 28

anders.bruun.olsen@santanderconsumer.no
priscilla.halverson@santanderconsumer.no
thomas.andren.johansen@santanderconsumer.no
anders.fuglsang@santanderconsumer.no

Risk

Morten Christopher Freberg Holme	+47 928 23 833
----------------------------------	----------------

morten.holme@santanderconsumer.no

Reporting Date	27/02/2016
Payment date	25/02/2016
Period No	28
Monthly Period	Jan 2016
Interest Period	from 25/01/2016 to 25/02/2016 = 31 days